

# Legal & General Global Inflation Linked Bond Index Fund



Unit Trust (UK UCITS compliant) I-Class GBP

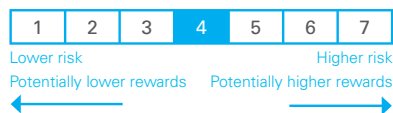
Base currency: GBP

Domicile: UK

## FUND AIM

The objective of the Fund is to track the performance of the Bloomberg World Government Ex UK Inflation Linked Bonds Hedged GBP Index, the "Benchmark Index" before fees and expenses are applied. Fund performance may differ from the Benchmark Index due to the deduction of fees and expenses and the impact of any tracking error factors.

## RISK AND REWARD PROFILE



The synthetic risk and reward indicator (SRRI) is based on the historic volatility of the fund's value and it may change in the future.

This fund is in category 4 because it invests in bonds issued by governments. These generally provide higher rewards and higher risks than investments in cash and lower rewards and lower risks than investments in company shares.

For more information, please refer to the Key Risks section on page 3.

## WHO IS THIS FUND FOR?

- This fund may be suitable for investors looking for a combination of growth and income from an investment in global inflation linked bonds excluding those issued by the UK government, as represented by the index.
- Although investors can take their money out at any time, this fund may not be appropriate for those who plan to withdraw their money within five years.
- This fund is not designed for investors who cannot afford more than a minimal loss of their investment.
- If you do not understand this document we recommend you seek additional information to help you decide if this fund is right for you.

## FUND FACTS

Fund size <b>£1,697.7m</b>	Fund launch date <b>28 Aug 2013</b>
Distribution yield <b>3.5%</b>	Modified duration <b>7.33 years</b>

## COSTS

Initial charge <b>0.00%</b>	Ongoing charge <b>0.23%</b>
Price basis <b>Single swing</b>	Dilution adjustment <b>0.16%- round trip</b>

## BENCHMARKS

Target benchmark

**Bloomberg World Government Ex UK Inflation Linked Bonds TR Hedged GBP Index**

## PERFORMANCE (%)



	1 month	3 months	1 year	3 years	5 years
■ Fund	0.85	-0.18	0.99	-2.32	8.52
■ Index	0.91	-0.12	1.06	-1.54	9.95
Relative to Index	-0.06	-0.06	-0.07	-0.78	-1.43

## 12 MONTH PERFORMANCE TO MOST RECENT QUARTER (%)

12 months to 31 March	2024	2023	2022	2021	2020
Fund	0.99	-7.72	4.81	6.49	4.33
Index	1.06	-7.01	4.78	7.49	3.89
Relative to Index	-0.07	-0.71	0.03	-1.00	0.44

Performance for the I Inc unit class in GBP, launched on 28 August 2013. Source: Lipper. Performance assumes all fund charges have been taken and that all income generated by the investments, after deduction of tax, remains in the fund. Please note, the benchmark is priced at the close whereas the fund is priced earlier. This can lead to artificially high tracking difference stated on the factsheet.

**Past performance is not a guide to the future.**

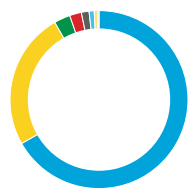
## FUND SNAPSHOT

- **What does it invest in?** Invests in a broad range of inflation-linked government bonds from around the globe (excluding the UK) which are denominated in local currency.
- **How does it invest?** Passively managed, aiming to replicate the performance of the Index.



## PORTFOLIO BREAKDOWN

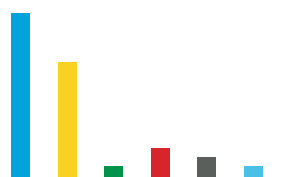
All data sources are a combination of LGIM and the Fund Accountant unless otherwise stated. Totals may not sum to due to rounding. In order to minimise transaction costs, the Fund will not always own all the assets that constitute the index and on occasion it will own assets that are not in the index. The number of fund holdings can also differ from the index due to corporate events and proxy holdings.



## CURRENCY (%)

USD	66.8
EUR	24.9
JPY	2.9
CAD	2.2
AUD	1.4
SEK	0.9
NZD	0.7
DKK	0.2

This is the currency breakdown before allowing for any hedging the fund may use. We aim to hedge the portfolio 100% back to the base currency.



## YEARS TO MATURITY (%)

0 - 5 Years	46.1
5 - 10 Years	32.5
10 - 15 Years	3.4
15 - 20 Years	8.5
20 - 25 Years	5.9
25 - 30 Years	3.6
30 - 40 Years	0.1



■ Top 10 holdings 19.8%  
 ■ Rest of portfolio 80.2%  
 No. of issuers in fund 12  
 No. of issuers in index 11

## TOP 10 HOLDINGS (%)

US Treasury IL Bonds 0.375% 15 Jul 25	2.2
US Treasury IL Bonds 0.625% 15 Jan 26	2.1
US Treasury IL Bonds 0.125% 15 Jan 32	2.1
US Treasury IL Bonds 1.125% 15 Jan 33	2.0
US Treasury IL Bonds 0.625% 15 Jul 32	2.0
US Treasury IL Bonds 0.125% 15 Jul 31	1.9
US Treasury IL Bonds 0.375% 15 Jan 27	1.9
US Treasury IL Bonds 0.125% 15 Jul 30	1.9
US Treasury IL Bonds 0.5% 15 Jan 28	1.9
US Treasury IL Bonds 0.125% 15 Jul 26	1.9

## CREDIT RATING (%)

AAA	8.3	■
AA	78.5	■
A	6.0	■
BBB	7.3	■

## COUNTRY (%)

United States	66.8
France	11.0
Italy	7.3
Germany	3.6
Spain	3.1
Japan	2.9
Canada	2.2
Australia	1.4
Sweden	0.9
Other	0.9

## SECTOR (%)

Government Bond	100.0
-----------------	-------

Celebrating  
**25+**  
 Years

INDEX FUND  
MANAGEMENT TEAM

The Index Fund Management team comprises 25 fund managers, supported by two analysts. Management oversight is provided by the Global Head of Index Funds. The team has average industry experience of 15 years, of which seven years has been at LGIM, and is focused on achieving the equally important objectives of close tracking and maximising returns.

## KEY RISKS

- The value of an investment and any income taken from it is not guaranteed and can go down as well as up; you may not get back the amount you originally invested.
- This fund holds bonds that are traded through agents, brokers or investment banks matching buyers and sellers. This makes the bonds less easy to buy and sell than investments traded on an exchange. In exceptional circumstances the fund may not be able to sell bonds and may defer withdrawals, or suspend dealing. The Directors can only delay paying out if it is in the interests of all investors and with the permission of the fund depositary.
- The fund invests directly or indirectly in bonds which are issued by companies or governments. If these companies or governments experience financial difficulty, they may be unable to pay back some or all of the interest, original investment or other payments that they owe. If this happens, the value of the fund may fall.
- This fund invests in inflation-linked bonds, which are particularly sensitive to changes in inflation rates. Their values are likely to fall when inflation rates fall.
- The fund could lose money if any institution providing services such as acting as counterparty to derivatives or other instruments, becomes unwilling or unable to meet its obligations to the fund.
- Derivatives are highly sensitive to changes in the value of the asset on which they are based and can increase the size of losses and gains. The impact to the fund can be greater where derivatives are used in an extensive or complex way.
- There may be differences in performance between the fund's assets and the derivatives used to manage the fluctuation of exchange rates with Sterling. This could result at times in the fund being over protected or under protected against these fluctuations
- The fund may have underlying investments that are valued in currencies that are different from sterling (British pounds). Exchange rate fluctuations will impact the value of your investment. Currency hedging techniques may be applied to reduce this impact but may not entirely eliminate it.
- Investment returns on bonds are sensitive to trends in interest rate movements. Such changes will affect the value of your investment.

For more information, please refer to the key investor information document on our website [↗](#)

## LATEST DISTRIBUTION INFORMATION

For distributing unit classes, the latest payments are shown below. Please note that these payments are not guaranteed, are at the discretion of the manager and may be paid out of capital.

Type	Ex-div date	Pay date	Pence per unit
Interim	06 Dec 23	05 Feb 24	0.90p
Final	06 Jun 23	05 Aug 23	0.95p
Interim	06 Dec 22	05 Feb 23	1.08p
Final	06 Jun 22	05 Aug 22	2.24p

## Important information

Copyright © 2024 Legal & General. This document is subject to copyright. Any unauthorised use is strictly prohibited. All rights are reserved.

Issued by Legal & General (Unit Trust Managers) Limited as management company for this fund. Registered in England and Wales No. 01009418. Registered Office: One Coleman Street, London, EC2R 5AA. Authorised and Regulated by the Financial Conduct Authority No. 119273. We are members of the Investment Association. All features described in this fact sheet are those current at the time of publication and may be changed in the future. Nothing in this fact sheet should be construed as advice and it is therefore not a recommendation to buy or sell investments. If in doubt about the suitability of this product, you should seek professional advice. No investment decisions should be made without first reviewing the key investor information document of the Fund ("KIID") which can be obtained from [www.legalandgeneral.com](http://www.legalandgeneral.com). This fact sheet is only directed at investors resident in jurisdictions where this fund is registered for sale. It is not an offer or invitation to persons outside of those jurisdictions. We reserve the right to reject any applications from outside of such jurisdictions.

Source: Bloomberg Index Services Limited. BLOOMBERG® is a trademark and service mark of Bloomberg Finance L.P. and its affiliates (collectively "Bloomberg"). Bloomberg or Bloomberg's licensors own all proprietary rights in the Bloomberg Indices. Bloomberg does not approve or endorse this material, or guarantee the accuracy or completeness of any information herein, or make any warranty, express or implied, as to the results to be obtained therefrom and, to the maximum extent allowed by law, shall not have any liability or responsibility for injury or damages arising in connection therewith.



## SPOTLIGHT ON LEGAL &amp; GENERAL INVESTMENT MANAGEMENT

We are one of Europe's largest asset managers and a major global investor, with assets under management of £1,159.2 billion (as at 31 December 2023). We work with a wide range of global clients, including pension schemes, sovereign wealth funds, fund distributors and retail investors.

Source: LGIM internal data as at 31 December 2023. The AUM disclosed aggregates the assets managed by LGIM in the UK, LGIMA in the US and LGIM Asia in Hong Kong (2018-2019 only). The AUM includes the value of securities and derivatives positions.

## DEALING INFORMATION

Valuation frequency	Daily, 3pm (UK time)
Dealing frequency	Daily
Settlement period	T+4

## CODES

ISIN	I Acc	GB00BBHXNN27
	I Inc	GB00BBHXNM10
SEDOL	I Acc	BBHXNN2
	I Inc	BBHXNM1
Bloomberg	I Acc	LGGILIA LN
	I Inc	LGGILII LN

## TO FIND OUT MORE



Visit [www.legalandgeneral.com](http://www.legalandgeneral.com)



Call **0370 050 0955**



Email [investments@landg.com](mailto:investments@landg.com)

Lines are open Monday to Friday 8.30am to 6.00pm.  
We may record and monitor calls. Call charges will vary.