

JPMorgan ETFs (Ireland) ICAV -

EUR Corporate Bond Research Enhanced Index

(ESG) UCITS ETF

Class: JPM EUR Corporate Bond Research Enhanced Index (ESG) UCITS ETF - GBP Hedged (acc)

Fund overview

ISIN IE000IZS2303		
Investment objective: The Sub-Fund aims to achieve a long-term return in excess of Bloomberg Euro Corporate Index (the "Benchmark") by actively investing primarily in a portfolio of investment grade Euro denominated corporate debt securities.		
Investment policy: The Sub-Fund pursues an actively-managed investment strategy.		
Investment approach <ul style="list-style-type: none">• Uses a research-driven investment process that focuses on analysing fundamental, technical and valuation factors across countries, sectors and issuers.• Enhanced index approach that builds a portfolio in reference to the benchmark by overweighting securities with the highest potential to outperform and underweighting securities based on fundamental or relative value analysis.• Applies values and norms based screening and implements minimum investment thresholds on companies with positive ESG characteristics.		
Investor profile: Typical investors in the Sub-Fund are expected to be investors who want to make an asset allocation into the investment grade EUR-denominated corporate securities sector and benefit from the higher yields generally offered by corporate bonds compared to government securities.		
Portfolio manager(s) Lisa Coleman Usman Naeem Andreas Michalitsianos Qiwei Zhu	Fund assets EUR 270.3m NAV GBP 87.1440 Fund launch 6 Dec 2018 Class launch 9 Nov 2021 Domicile Ireland Shares outstanding 250,594	UK reporting status Yes Ongoing charge 0.04% The ongoing charge figure is a maximum that can be charged and includes a fee waiver by the Management Company in the amount of 0.15% per annum. From 1 June 2024 the ongoing charge will revert to 0.19% per annum. Securities Lending Yes
Investment specialist(s) Alex Dryden		
Fund reference currency EUR Share class currency GBP		
ESG information ESG approach - ESG Promote Promotes environmental and / or social characteristics. SFDR classification: Article 8 "Article 8" strategies promote social and/or environmental characteristics, but do not have sustainable investing as a core objective.		

Fund ratings As at 31 March 2024

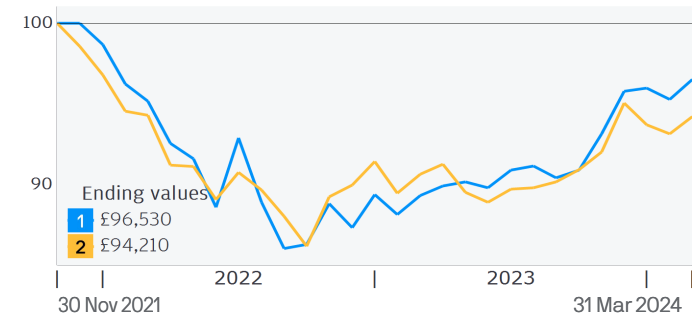
Morningstar Category™ Other Bond

Performance

1 **Class:** JPM EUR Corporate Bond Research Enhanced Index (ESG) UCITS ETF - GBP Hedged (acc)

2 **Benchmark:** Bloomberg Euro Corporate Index

Growth of GBP 100,000 Calendar years



Quarterly rolling 12-month performance (%)

As at end of March 2024

	2019/2020	2020/2021	2021/2022	2022/2023	2023/2024
1	-	-	-	-6.15	8.07
2	-	-	-	-3.87	3.93

Calendar Year Performance (%)

	2014	2015	2016	2017	2018	2019	2020	2021	2022	2023
1	-	-	-	-	-	-	-	-	-12.66	9.67
2	-	-	-	-	-	-	-	-	-8.75	5.66

Return (%)

	Cumulative				Annualised		
	1 month	3 months	1 year	YTD	3 years	5 years	Launch
1	1.31	0.78	8.07	0.78	-	-	-1.80
2	1.16	-0.88	3.93	-0.88	-	-	-3.00

Performance Disclosures

Past performance is not a guide to current and future performance. The value of your investments and any income from them may fall as well as rise and you may not get back the full amount you invested.

ESG

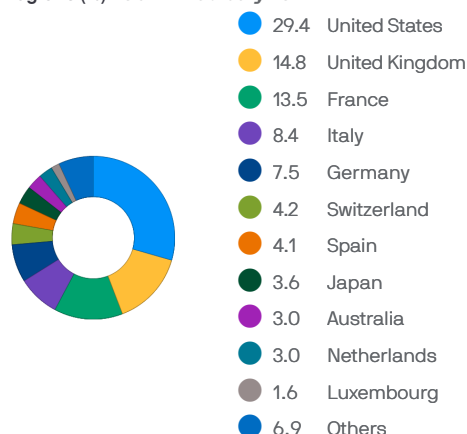
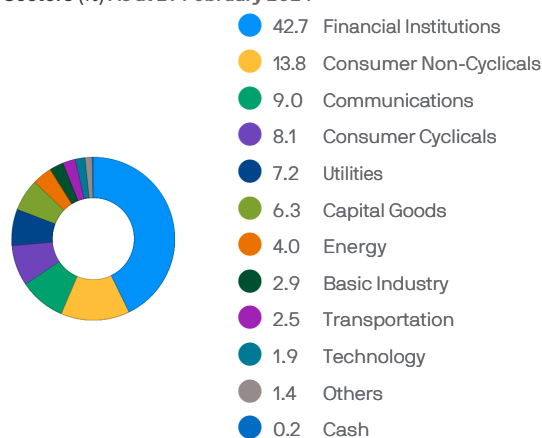
For more information on our approach to sustainable investing at J.P. Morgan Asset Management please visit <https://am.jpmorgan.com/lu/esg>

Holdings *As at 29 February 2024*

TOP 10	Coupon rate	Maturity date	% of assets
Abbvie (United States)	0.750	18/11/2027	1.0
Motability Operations (United Kingdom)	0.375	03/01/2026	0.8
Haleon (United States)	1.250	29/03/2026	0.8
Segro (Luxembourg)	1.500	20/12/2026	0.8
Volkswagen (Germany)	1.875	30/03/2027	0.8
Svenska Handelsbanken (Sweden)	0.125	03/11/2026	0.8
UBS (Switzerland)	1.000	24/06/2027	0.8
Boston Scientific (United States)	0.750	08/03/2025	0.7
Thermo Fisher Scientific (United States)	0.500	01/03/2028	0.7
Toronto Dominion Bank (Canada)	3.631	13/12/2029	0.7

Bond quality breakdown (%) *As at 29 February 2024*

AA: 5.5%	Corporate Bonds: 99.8%
A: 40.9%	Average duration: 4.4 yrs
BBB: 53.4%	Yield to maturity (EUR): 3.9%
Cash: 0.2%	Average maturity: 4.9 yrs

Regions (%) *As at 29 February 2024***Sectors (%)** *As at 29 February 2024***Number of Holdings**

434

Trading information

Stock exchange	Exchange ticker	Trading currency	Bloomberg ticker	Reuters RIC	SEDOL
London Stock Exchange	JEBP	GBP	JEBP LN	JEBP.L	BLR7GJ1

Key risks

The value of your investment may fall as well as rise and you may get back less than you originally invested.

The value of debt securities may change significantly depending on economic and interest rate conditions as well as the credit worthiness of the issuer. Issuers of debt securities may fail to meet payment obligations or the credit rating of debt securities may be downgraded. These risks are typically increased for below investment grade debt securities which may also be subject to higher volatility and lower liquidity than investment grade debt securities. The credit worthiness of unrated debt securities is not measured by reference to an independent credit rating agency.

Exclusion of issuers that do not meet certain ESG criteria from the Sub-Fund's investment universe may cause the Sub-Fund to perform differently compared to similar funds that do not have such a policy. The Sub-Fund seeks to provide a return above the Benchmark; however the Sub-Fund may underperform its Benchmark. Further information about risks can be found in the "Risk Information" section of the Prospectus.

General Disclosures

Before investing, obtain and review the current prospectus, Key Investor Information Document (KIID), and any applicable local offering document. These documents, as well as the annual and semi-annual reports and the articles of incorporation, are available in English from your financial adviser, your J.P. Morgan Asset Management regional contact, the fund's issuer (see below) or at <https://am.jpmorgan.com/gb/en/asset-management/per/>. A summary of investor rights is available in English at <https://am.jpmorgan.com/lu/investor-rights>. J.P. Morgan Asset Management may decide to terminate the arrangements made for the marketing of its collective investment undertakings.

This material should not be considered as advice or an investment recommendation. Fund holdings and performance are likely to have changed since the report date. No provider of information presented here, including index and ratings information, is liable for damages or losses of any type arising from use of their information. No warranty of accuracy is given and no liability in respect of any error or omission is accepted.

To the extent permitted by applicable law, we may record telephone calls and monitor electronic communications to comply with our legal and regulatory obligations and internal policies. Personal data will be collected, stored and processed by J.P. Morgan Asset Management in accordance with our EMEA Privacy Policy www.jpmorgan.com/emea-privacy-policy.

The Fund does not rely on external support for guaranteeing the liquidity of the Fund or stabilising the NAV per share. The Sub-Fund is rated by an external credit rating agency. Such rating is financed by the Sub-Fund.

The Sub-Fund has received approval of a derogation from the CSSF (Commission de Surveillance du Secteur Financier) to invest up to 100% of its assets in different money market instruments issued or guaranteed separately by certain organisations. The Sub-Fund intends to invest more than 5% of its assets in the organisations listed in the Prospectus.

For additional information on the sub-fund's target market please refer to the Prospectus.

The risk indicator is based on the historic volatility of the Net Asset Value of the Share Class over the last five years and may not be a reliable indication of the future risk profile of the Share Class. The risk and reward category shown above is not guaranteed to remain

unchanged and may change over time. A Share Class with the lowest risk rating does not mean a risk-free investment. See the Key Investor Information Document (KIID) for details.

The possible difference between the current ongoing charge as stated in this document and those mentioned in the KIID, is caused by the fact that the costs mentioned in the KIID are an estimate based on the actual costs incurred over the past year.

Performance information

Source: J.P. Morgan Asset Management. Share class performance is shown based on the NAV (net asset value) of the share class with income (gross) reinvested including actual ongoing charges excluding any entry and exit fees. Performance is shown based on the NAV which may not be the same as the market price of the ETF. Individual shareholders may realise returns that are different to the NAV based returns.

The return of your investment may change as a result of currency fluctuations if your investment is made in a currency other than that used in the past performance calculation.

Indices do not include fees or operating expenses and you cannot invest in them.

The benchmark is for comparative purposes only unless specifically referenced in the Sub-Funds' Investment Objective and Policy.

Information Sources

Fund information, including performance calculations and other data, is provided by J.P. Morgan Asset Management (the marketing name for the asset management businesses of JPMorgan Chase & Co. and its affiliates worldwide).

All data is as at the document date unless indicated otherwise.

© 2024 Morningstar. All Rights Reserved. The information contained herein: (1) is proprietary to Morningstar; (2) may not be copied or distributed; and (3) is not warranted to be accurate, complete or timely. Neither Morningstar nor its content providers are responsible for any damages or losses arising from any use of this information.

Benchmark source: The Products are not sponsored, endorsed, sold or promoted by Bloomberg Barclays Capital, and Bloomberg Barclays Capital makes no warranty, express or implied, as to the results to be obtained by any person or entity from the use of any index, any opening, intra-day or closing value therefore, or any data included therein or relating thereto, in connection with any Fund or for any other purpose. Bloomberg Barclays Capital's only relationship to the Licensee with respect to the Products is the licensing of certain trademarks and trade names of Bloomberg Barclays Capital and the Bloomberg Barclays Capital indexes that are determined, composed and calculated by Bloomberg Barclays Capital without regard to Licensee or the Products.

Regional Contact

JPMorgan Asset Management (UK) Limited Registered address: 25 Bank Street, Canary Wharf, London E14 5JP, United Kingdom. Authorised and regulated by the Financial Conduct Authority. Registered in England No. 01161446.

Issuer

JPMorgan Asset Management (Europe) S.à r.l., 6, route de Trèves, L-2633 Senningerberg, Luxembourg. B27900, corporate capital EUR 10.000.000. The Sub-Fund is authorised in Ireland and regulated by the Central Bank of Ireland.

Definitions

NAV Net Asset Value of a fund's assets less its liabilities per Share.