

Company No. 5107012

# JARVIS SECURITIES PLC

**FINANCIAL STATEMENTS**  
**For the year ended 31 December 2023**

# JARVIS SECURITIES PLC

---

## CONTENTS

### Business Review

Chairman's statement .....	1
Strategic report .....	2

### Governance

Directors' report .....	6
Independent Auditor's report .....	12

### Financial Statements

Consolidated income statement .....	17
Consolidated statement of comprehensive income .....	17
Consolidated statement of financial position .....	18
Company statement of financial position .....	19
Consolidated statement of changes in equity .....	20
Company statement of changes in equity .....	20
Consolidated and company statement of cashflows .....	21
Notes forming part of the financial statements .....	22

### Additional Information

Company Information .....	36
Notice of meeting .....	37
Form of proxy .....	38

## CHAIRMAN'S STATEMENT

- 15% decrease in profit before tax
- 27% decrease in interim dividend per share
- 20% decrease in EPS

This year has again been very challenging for Jarvis with the continuing skilled person review and voluntary requirement ("VREQ") restrictions on the firm's subsidiary Jarvis Investment Management Limited being the main focus for the firm. This has had a material impact on costs and continues to do so but conversely, the interest rate increases seen towards the end of 2022, as a tool to fight inflation, continued through to Q3 of 2023, which has been of benefit to the Group. Overall, we have traded in line with current expectations for the year.

We continue to progress through the skilled person review. We were expecting the skilled person to have provided their draft report for Phase 1c by 28 February 2024. This has been delayed, with the draft report now expected by the end of April 2024. During Q2, we expect the skilled person to start its phase 2 review and assurance report on the remediation work we have undertaken to date.

The reduction in share transaction volumes first seen in the second half of 2022 has continued throughout 2023. The negative geo-political situations have weighed heavily on the markets due to uncertain outcomes, however the effect of interest rate and cost of living increases on household spending is now much clearer.

As already announced in September 2022, the VREQ relates to our Model B Corporate Clients, and over the last 18 months we have continually reviewed those relationships. As a result of our risk assessments and categorisation, a number of Corporate Clients have been off-boarded due to falling outside of our risk appetite, whilst some have simply chosen to transfer elsewhere due to the restrictions of the VREQ. Our Corporate Client universe has remained steady since our assessments were completed in Q3 of the financial year under review and we are pleased to continue to be approached regarding potential new corporate introductions.

There have been significant enhancements to the onboarding processes and ongoing monitoring of all our client relationships and our enhanced Compliance Monitoring Plan is underway which will continuously give assurance as to the adequacy and effectiveness of our operations, systems and controls for monitoring compliance risk.

An area of change for Jarvis in 2024 is the decision to exit the SIPP market. Jarvis Investment Management Limited will of course work with all clients and SIPP Trustees to assist with a smooth transition to their preferred new custodian or platform provider and enable full closures of these accounts.

One of the Group's income streams is interest earned on client funds. This again has seen a significant upturn throughout the year, and has offset the reduction in commission income due to lower trade volumes and the significant one-off costs associated with the skilled person process. However, we are working closely with the skilled person with regard to uninvested client cash, interest retention and term deposits. Any potential impact on those income streams from reductions in funds held should become clearer in the coming months.

Despite these ongoing challenges the Board and staff at Jarvis remain committed and are working tirelessly so that the business can continue and to build for a stable, resilient future.

As always, I would like to thank all off our staff for their hard work and support over what has been another challenging and stressful period.



**Andrew Grant**  
Chairman



## STRATEGIC REPORT

### Key developments and outlook

The key developments of the business, as was the case in 2022, can be categorised as internal and external, the former referring to the ongoing restructuring and remediation throughout the year, the latter the economic conditions and monetary policy that have been in place throughout the year.

In September 2022 the firm agreed to a voluntary restriction with the FCA of certain regulated activities, and the appointment of a skilled person to review the systems and controls of the firm's regulated subsidiary Jarvis Investment Management Limited. There has been a particular focus of on the activities of certain model B clients.

Throughout 2023 the firm has continued to co-operate with the FCA and the skilled person by providing all information requested and to develop systems and controls as recommended by the skilled person. This has been a resource intensive process and taken a considerable amount of management's time. An important part of this process has been to redefine the risk appetite of the firm in respect of tolerance of the inherent risk of financial crime occurring. Since the implementation of this more risk averse approach, the firm has terminated contracts with several of its model B clients who do not meet the lower risk tolerance of the firm. The off-boarding of such Model B clients continued and is now materially complete.

Whilst in the short term the firm's number of model B clients has been reduced, once the recommendations of the skilled person have been fully adopted and embedded within the firm's processes, controls and culture, it is felt the firm will be in a better position to continue to grow in a sustainable manner. The model B's being exited are typically characterised as corporate brokers to low market capitalisation companies. The companies they act as brokers to are highly speculative. Their loss will have an impact on trading volumes, but the impact on cash under administration will not be significant as their clients do not hold large cash balances at Jarvis. Servicing these clients also requires significant operational resources. The firm will continue to offer model B services to other firms that fall within its risk tolerance such as execution only brokers, wealth managers and funds.

The external developments of the economy are widely known. As was seen in the second half of 2022, central bank policy of raising interest rates in order to subdue price inflation has continued though the majority of 2023, from which the firm has benefitted, however interest rates have possibly peaked towards the end of the year and the direction of future movements is currently unclear. This key element of the firm's current business model is currently under review in conjunction with phase 1c of the skilled person review. The outcome of this review remains to be seen, and the Board recognise the need to constantly review this as part of the firm's fair value assessment under FCA Consumer Duty regulations. The Board are committed to

embedding consumer duty into every aspect of the firm and its culture. Management are confident that the firm will emerge from this process with a stronger core business well positioned to provide good value to existing and new clients.

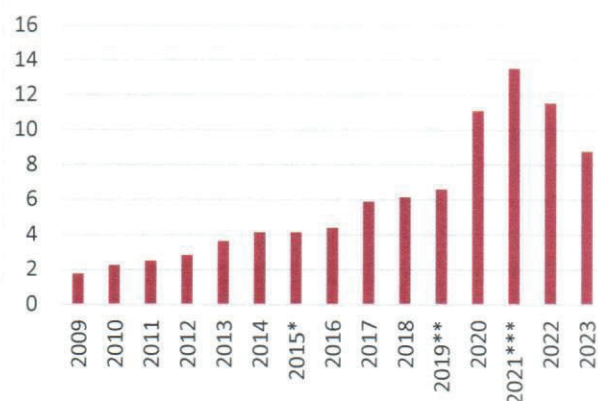
Finally, Mr Jolyon C Head resigned as Finance Director on 30<sup>th</sup> October 2023, and Mr Kieran M Price was appointed to the role on 1<sup>st</sup> November 2023.

### Performance

#### Results and quarterly dividends (pence per share)

The consolidated profit for the year after income tax amounted to £3,981,233 (2022: £4,974,723). The company paid quarterly interim dividends per share totalling 8.75p during the year (2022: 11.5p). The company will review dividends on a quarterly basis. No final dividend is proposed by the board.

#### Annual Dividend (pence per share)



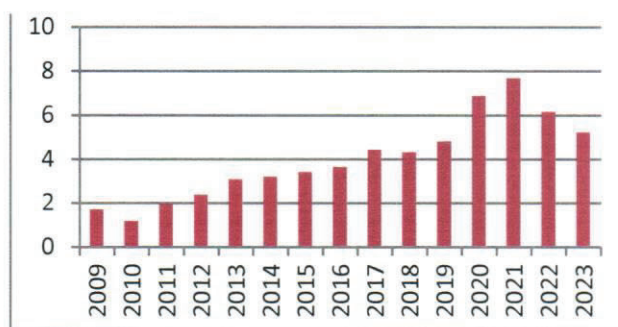
\* In 2015 in addition to total quarterly dividends of 4.125p per share a 2.5p special dividend was also paid.

\*\* In 2019 in addition to total quarterly dividends of 6.56p per share a 3.75p special dividend was also paid

\*\*\* In 2021 in addition to total quarterly dividends of 13.5p per share a 8.5p special dividend was also paid

The special dividends are excluded from the graph

#### Profit before tax - £m



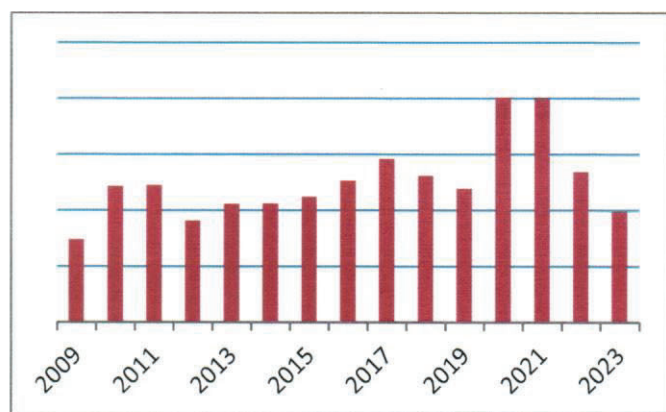
The reduction in profit before tax this year has been caused by lower commission income as trading volumes have continued to decrease, combined with significant remediation costs relating to the voluntary requirement and skilled person. These are reported



# JARVIS SECURITIES PLC

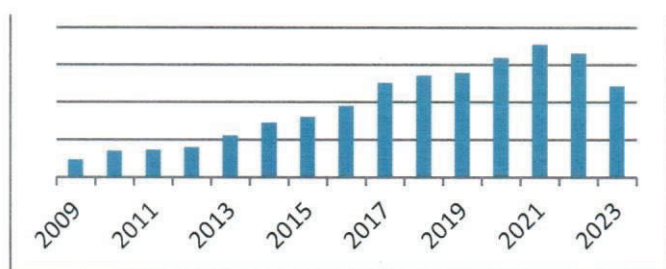
as Exceptional administrative expenses in the Consolidated Income Statement and when adjusted, the PBT for FY2023 of £6.5m (being PBT £5.2m plus Exceptional administrative costs £1.3m) is marginally up on FY2022 of £6.4m (being PBT £6.1m plus Exceptional administrative expenses £0.3m). These exceptional costs have been partially offset by increased interest income. The drivers of profitability remain the same – increasing retail and institutional clients which in turn increase trade volumes and cash under administration. The business model contains scalability and further increases in client numbers can be accommodated without like for like increases in the cost base.

## Trade Volumes – average daily volume (1)



Trade volumes have declined further during 2023, due to a combination of markets conditions and reduction in Model B clients where they don't meet the firm's revised risk appetite.

## Cash under administration – annual average balance (1)



Cash under administration is a function of client numbers and trade volumes. Jarvis profitability is partially linked to cash under administration and management attempts to improve the balance by increasing client numbers. During 2023 cash under administration has decreased from prior years, mainly due to the reduced volumes year-on-year.

(1) These graphs are to demonstrate the trend and values have been intentionally omitted

## Group structure

The principal trading subsidiary of the group is Jarvis Investment Management Ltd. Jarvis Investment Management Ltd is the 100% owner of three dormant nominee companies. For regulatory reasons relating to administration and cost, Jarvis Securities plc is the AIM traded parent, holds the assets of the group and is responsible for activities that fall outside the scope of regulated investment business. Jarvis Investment Management Ltd is a Member of The London Stock Exchange (LSE) and Aquis Stock Exchange (AQSE) and is authorised and regulated by the Financial Conduct Authority (FCA). This status is essential for the trading activities of the group and therefore compliance with the rules of both the LSE and FCA is of paramount importance. The group provides retail execution-only stockbroking, ISA investment wrappers, and savings schemes. In addition, it provides financial administration, settlement and safe custody services in all these areas to other stockbrokers and investment firms as well as individuals.

## Capitalisation and financing

Jarvis Securities plc had 64,000,000 Ordinary 0.25p shares in issue at the end of the year. These shares are admitted to trading on AIM. The business is highly cash generative and requires no debt or external financing. The Board balance the use of cash between maintaining sufficient reserves for regulatory requirements, the stated dividend policy, and investment in the infrastructure and future wellbeing of the business.

## EPS and P/E ratio

The principal measures used by investors to compare and rate publicly traded companies are the earnings per share (EPS) and the relative multiple to these earnings of the current share price (the price earnings or P/E ratio). The Board must have regard to these measures in order to maximise returns to investors. EPS is a result of dividing profit after tax by the average number of shares in issue throughout the period. The P/E ratio is the average share price during the year divided by EPS. The average share price during the year was 123p (2022: 195p). The P/E ratio is largely a product of the market price of the shares in the Company and hence is largely beyond the control of the Board. These measures are important to investors and hence need to be given high regard. The Board will continue its efforts to maintain the P/E ratio to reflect its belief that Jarvis should have a premium rating to its competitors because of its yield and differentiated business model.

2023 EPS:	8.90p
2022 EPS:	11.12p
Rate of change:	(20%)
2023 P/E ratio:	13.85
2022 P/E ratio:	17.50



## Principal risks and uncertainties

The following are the main risks to the Jarvis Securities plc group that are considered and monitored by the board:

### Revenue risk

The Jarvis business model has several income streams. These are primarily commission income, interest income and fixed fee income. The board are also committed to increasing the diversity of revenue streams as opportunities arise and without compromising the focus of the business through undue complexity.

### Regulatory risk

Changes in the regulatory environment resulting in additional costs or significant system or product amendments.

The firm operates in the “execution only”, transaction processing and reporting, and safe custody areas of the financial services environment. As part of ongoing risk management, the firm avoids entry into areas where it lacks expertise or that have additional regulatory complexities. The firm is currently undergoing a skilled person review and is using outside expertise as required to ensure the correct risk framework is established and the firm is fully compliant with its Consumer Duty obligations.

### Competitor risk

The firm operates in a competitive industry and has many larger competitors in the execution only retail and institutional market. Management monitors other firms’ price and product offerings to ensure that Jarvis remains competitively priced. Management also strives to provide high service levels to our clients in order to retain and encourage new clients to join us.

### Cybercrime

Loss of data, client assets or corporate assets through breaches of our IT infrastructure would result in financial loss to the firm and reputational damage.

The board acknowledge the growing threat of cybercrime and maintain up to date industry standards in IT security. The firm’s IT infrastructure is externally audited, policies and procedures are in place to minimise the risk of critical data loss, employees must complete ongoing training in money laundering and fraud prevention and all computers are installed with malware protection.

### Interest rate risk

The interest rate environment has a significant effect on the earnings of the company. Further increases in interest rates would improve profitability, whilst a reversal of the current trend will reduce profitability.

### Economic risk

Market sentiment directly impacts on bargain numbers transacted and hence commission income for the company. Volumes are determined by the growth of the firm which management can influence, but also by external factors over which management have no control.

In order to reduce economic risk, management has ensured the firm has several income streams, including fixed monthly fees which are not reliant on trade volumes or interest rates. Most of the costs associated with trade volumes are marginal. Therefore, in months where commission income is lower, variable costs are also lower.

The firm is UK centric and is unaffected by the practical ramifications of Brexit.

### Reputational risk

As the custodian of the wealth of our clients, any damage to the firm’s reputation could result in the loss of clients and withdrawal of assets administered by Jarvis. The firm adopts procedures that minimise the risk of fraudulent activity occurring either within the firm or by a third party.

### Operational risk

The main risk Jarvis is exposed to in its day to day activities is settlement risk, and all procedures within the firm are designed to mitigate this risk where possible. There may be instances where errors occur which leave the firm unintentionally exposed to market risk as a result of an error in its operating processes. Given the volume of transactions being processed these errors are extremely infrequent. When they do occur, they are reviewed to see if further process enhancements can be made to minimise future errors. The board recognise that new clients increase the scope for operational risk as new processes are sometimes required to match client requirements. A key element of the take on of any client is ensuring that such processes are operationally robust and do not exceed the group’s appetite for risk.

### Key personnel risk

Loss of key personnel is a threat to any skills-based business.

The firm attempts to set remuneration at competitive market levels and empower key employees so that they enjoy working at Jarvis. All employment contracts for key staff members include sufficient notice periods for replacements to be recruited and trained. The firm has also introduced initiatives such as hybrid working for specific roles, flexibles hours etc. in order to attract and retain high calibre staff, which it acknowledges as a challenge especially given the firms outside London location.



## Third party reliance risk

Any take over at the London Stock Exchange could result in major unanticipated changes for Jarvis and its commercial clients.

The board monitor any proposed changes to the pricing structure of The London Stock Exchange and calculate the impact on our profitability in advance. In the event that there was an anticipated adverse impact we would have sufficient time to renegotiate contracts with commercial clients.

## Regulatory capital

Jarvis Investment Management Limited, the Group's main operating subsidiary, is a class 2 non-small and not interconnected firm (non SNI firm), authorised and regulated by the FCA. At 31 December 2023 Jarvis Investment Management Limited had regulatory capital resources of £4.0 million. The capital solvency ratio was 126%. The Group maintains an Internal Capital and Risk Assessment (ICARA), which includes reviewing the risks the firm is exposed to and performing a range of stress tests to determine the appropriate level of regulatory capital and liquidity required by Jarvis Investment Management Limited. The last review of the ICARA was conducted and signed off by the Board on 24<sup>th</sup> November 2023. Regulatory capital forecasts are performed quarterly prior to the payment of any dividend from the group. Jarvis Investment Management Limited's Pillar III disclosures are published annually on the company's website and provide further details about the Company's regulatory capital resources and requirements.

## Section 172(1) Statement

The directors act in good faith to make decisions, the outcome of which, they consider will be most likely to promote the success of the group for the benefit of its members as a whole both in current periods and in the long term.

In discharging their duties above, the directors carefully consider amongst other matters, the impact on and interests of other stakeholders in the group and factor these into their decision-making process.

## Employees

Directors receive information on various staff metrics. The directors are committed to promoting a healthy workforce comprising both physical and mental wellbeing. The directors keep staff informed of key issues through structured communication channels, promote inclusion in the workplace and also provide training and development opportunities which are considered of benefit to the group and employees. Using the Group's recruitment and development strategies, the directors seek to attract and retain talented staff.

## Customers

The directors commit considerable time, effort and resources into understanding and responding to the needs of our customers with a view to fostering long term mutually beneficial partnerships. We act to service our customer's needs to the highest standards and have procedures in place for the escalation of disputes on the infrequent occasions they occur. A dedicated relationship manager will periodically contact commercial clients to ensure they are satisfied with the service they are receiving.

## Suppliers

The Group seeks to pay all suppliers any undisputed amounts due and that conform with the Group's billing requirements within agreed terms. The group seeks long term contracts with critical suppliers to minimise the risk business disruption.

## Community and the environment

The Group takes its role within the community seriously and promotes and encourages community and charitable contribution. The Group also recognises the importance of environmental responsibilities and whilst not in an industry that has a significant impact on the environment, it participates in schemes such as cycle to work to promote environmental awareness.

## Standards and conduct

The group has a series of defined codes of practice regarding ethical standards and the conduct of business. These are clearly communicated to every staff member and adherence to which is expected and enforced.

  
.....

Kieran Price – On behalf of the board

25<sup>th</sup> March 2024



## DIRECTORS' REPORT

The directors submit their report and audited financial statements for the year ended 31 December 2023.

### Statement of directors' responsibilities

The directors are responsible for preparing the Strategic Report and the Directors' Report and the financial statements in accordance with applicable law and regulations.

Company law requires the directors to prepare financial statements for each financial year. Under that law the directors have elected to prepare the financial statements in accordance with international accounting standards as adopted by the United Kingdom and applicable law. Under company law the directors must not approve the financial statements unless they are satisfied that they give a true and fair view of the state of affairs of the company and the group and of the profit or loss of the group for that period. In preparing these financial statements, the directors are required to:

- select suitable accounting policies and then apply them consistently;
- make judgements and accounting estimates that are reasonable and prudent;
- state whether applicable accounting standards have been followed, subject to any material departures disclosed and explained in the financial statements;
- prepare the financial statements on the going concern basis unless it is inappropriate to presume that the company will continue in business.

The directors are responsible for keeping adequate accounting records that are sufficient to show and explain the company and group's transactions and disclose with reasonable accuracy at any time the financial position of the company and group and enable them to ensure that the financial statements comply with the Companies Act 2006. They are also responsible for safeguarding the assets of the company and group and hence for taking reasonable steps for the prevention and detection of fraud and other irregularities. They are further responsible for ensuring that the Strategic Report and the Report of the directors and other information included in the Annual Report and Financial Statements is prepared in accordance with applicable law in the United Kingdom.

The maintenance and integrity of the Jarvis Securities plc website is the responsibility of the directors.

Legislation in the United Kingdom governing the preparation and dissemination of the accounts and the other information included in annual reports may differ from legislation in other jurisdictions.

### Provision of information to auditors

So far as each of the directors is aware at the time the report is approved:

- there is no relevant audit information of which the company's auditors are unaware, and
- the directors have taken all steps that they ought to have taken to make themselves aware of any relevant audit information and to establish that the auditors are aware of that information.

### Principal activities

The principal activities of the group members consolidated within these accounts are:

Jarvis Securities plc	Group holding company
Jarvis Investment Management Ltd	Member of The London Stock Exchange and Aquis Exchange Outsourced investment administration and settlement services provider
Dudley Road Nominees Limited	Dormant nominee company
JIM Nominees Limited	Dormant nominee company
Galleon Nominees Limited	Dormant nominee company

### Auditor Independence

The directors have appointed an audit committee, one of whose roles is to ensure the independence of the group's auditors. The auditors are considered to be independent in accordance with the profession's ethical standards.



## **The Board**

The board of Jarvis comprises two executive directors and one non-executive director, who is considered to be independent. The board meets quarterly and all current board members attend all board meetings. The board considers its composition appropriate for the size of the company. The executive directors are full time and the non-executive director is part time. The non-executive director is expected to commit up to one day a month and any additional days as is necessary to fulfil his responsibilities to the company. The number of board meetings held in the year is four and there has been 100% attendance by all the directors.

The board comprises individuals who have differing backgrounds within the financial services industry. The board considers that the mix of skills is appropriate to deliver the strategy of the company. Board members have various resources at their disposal such as consultants and memberships of professional bodies to ensure they remain abreast of developments within the industry. Directors keep their skills up to date by attending appropriate conferences, training seminars and the use of online training tools. The board has had no specific external advisers other than its Nomad and lawyers during the year. Biographical details of each Director can be found on the group's investor website.

The objectives of the board are aligned with the strategy and business model designed to promote long term shareholder value stated in the first principle of the Quoted Companies Alliance ("QCA") Corporate Governance code. These objectives are measured through the financial performance of Jarvis. Of specific concern when evaluating the board's performance are earnings per share, dividend per share, and profit before tax. Board evaluation takes place annually at the end of the financial year. Should a board member resign, they are contractually required to serve a notice period deemed to be adequate to ensure succession planning can occur.

The board are aware that in order to maximise shareholder value, it is essential that the company maintain a reputation as a market leading service provider as well as exercising their tasks with a high degree of skill and diligence. The culture is focussed around carrying out our role for customers in an efficient manner at an acceptable price. Credit is given for identifying and resolving errors and there is an on-going focus on improving processes. The board implements these principles through the appraisal process and recruitment and reward is partially linked to compliance.

## **Compliance Committee**

The Jarvis Investment Management Limited Compliance Committee meets monthly to provide oversight of Jarvis Investment Management Limited's compliance obligations resulting primarily from the permissions granted by its regulator the Financial Conduct Authority but also other regulatory bodies such as the ICO. The Board of Jarvis Investment Management Limited has provided detailed terms of reference for The Compliance Committee, the summary duties and responsibilities of which are to review the arrangements established by management for compliance with regulatory requirements and assess the impact of regulatory developments and make recommendations to the Board. The Compliance Committee comprises the Jarvis Investment Management Limited's Head of Compliance, Senior Compliance Analysts, Operations Director, Deputy Head of Operations and Heads of Finance, CASS, Trading, HR and IT.

## **Audit Committee**

The Audit Committee of the company comprises the Non-Executive Director and the Chairman of the company and meets as required. Stephen Middleton is chairman of the Audit Committee. The Audit Committee is responsible for ensuring that the group's financial performance is properly monitored, controlled and reported. It also meets the auditors and reviews reports from the auditors relating to the Financial Statements and internal control systems. The Audit Committee meets once a year with the auditors. A Report of the Audit Committee will be included in the annual financial statements whenever the committee believes doing so would provide additional information that is of benefit to shareholders. No such report is considered necessary for the 2023 financial year.

## **Remuneration Committee**

The Remuneration Committee comprises the Non-Executive Director and the Chairman of the company. The committee is responsible for reviewing and recommending the remuneration of directors and executives and remuneration policy as a whole within the group. A Remuneration Committee report will be included in the annual financial statements whenever the committee believes doing so would provide additional information that is of benefit to shareholders. No such report is considered necessary for the 2023 financial year.



## **Going concern basis**

The group has considerable financial resources together with long term contracts with all its significant suppliers as well as a diversified income stream. The group does not have any current borrowing or any anticipated borrowing requirements. As a consequence, the directors believe that the group is well placed to manage its business risks successfully. The directors review the liquidity of the group in accordance with the FCA's prescribed liquidity framework prior to the approval of any dividends. The directors have a reasonable expectation that the group has adequate resources to continue in operational existence for the foreseeable future. Thus they continue to adopt the going concern basis of accounting in preparing the annual financial statements.

## **Future developments**

The directors intend to continue growing the business organically.

## **Website improvements**

During the year the group incurred software and website development costs of £Nil (2022: £12,448), these amounts have been capitalised within the website class of intangible assets.

## **Sale of own shares**

During the period no shares were sold from treasury (2022: 0). No shares were held in treasury at the period end.

## **Financial Instruments**

Details of our financial risk mitigation policy are included in note 25.

## **Dividends**

Dividends are discussed in the Strategic Report.

## **Subsequent Events**

On 15<sup>th</sup> February 2024, a first quarterly dividend of 1.75 pence per share was declared, to be paid on 19<sup>th</sup> March 2024. The directors consider there are no other subsequent events.

## **Registered number**

The registered number of the company is 5107012.

## **Directors**

The directors who served during the year were as follows:-

Andrew J Grant	Chairman and Chief Executive Officer
Jolyon C Head	Finance Director (resigned 30 <sup>th</sup> October 2023)
Kieran M Price	Finance Director (appointed 1 <sup>st</sup> November 2023)
Stephen M Middleton	Non-Executive Director

## **Auditor**

A resolution to re-appoint Crowe U.K. LLP as auditor to the company will be proposed at the annual general meeting.



## **QCA Compliance**

Since September 2018 all AIM companies have been required by the London Stock Exchange to adopt a recognised corporate governance code. Jarvis Securities Plc has chosen the Quoted Companies Alliance (“QCA”) Corporate Governance Code published in April 2018 for this purpose. High standards of corporate governance are a priority for the board, and details of how Jarvis Securities Plc addresses key governance principles defined in the QCA code are set out below.

### **1. Establish a strategy and business model which promote long-term value for shareholders**

Jarvis Securities Plc (“Jarvis”) is the 100% owner of Jarvis Investment Management Limited (“JIM”), an FCA regulated entity that provides an execution only stock broking service to retail clients, and a back-office settlement and custody service for regulated commercial clients. JIM is the only trading entity owned by Jarvis. The strategy of JIM is based around the following key areas: maintaining an exemplary reputation within the industry for the safeguarding of client assets, growing profit through increasing market share through the provision of a cost-effective service, enhancing operational capabilities with ongoing investment in IT infrastructure, and maintaining prudent levels of capital within the business.

### **2. Seek to understand and meet shareholder expectations**

The board have been and remain committed to a progressive dividend policy of regular quarterly dividend payments. Jarvis maintains its own investor website to avoid any confusion with the share dealing platform of JIM. A dedicated email address is provided on the website for investor queries. The contact phone number of the managing director and finance director are given on RNS announcements issued. Jarvis holds an annual general meeting to which all members are invited and at the end of the AGM time is set aside specifically to allow informal questions from members to any board member.

### **3. Take into account wider stakeholder and social responsibilities and their implications for long-term success**

In addition to shareholders, the directors believe the main stakeholder groups are the clients and employees of JIM. Through its regulatory obligations JIM is required to understand the needs of its clients and ensure they are treated fairly. Client feedback is encouraged via the dealing desk where staff are always available to listen and act upon concerns. It is in JIM’s commercial interests to understand the needs of employees and invest in them through development and training. Having skilled employees is critical to the operation of a business working in a complex industry. JIM dedicates significant time to understanding and acting on the needs and requirements of each of these groups using surveys and manager feedback.

### **4. Embed effective risk management, considering both opportunities and threats, throughout the organisation**

Principal risks and uncertainties and how these are mitigated are detailed in the strategic report on page 5. JIM promotes a culture of transparency in order that when errors occur they can be systematically reviewed. Risk and Internal Control is a standing item on the quarterly JIM board meeting agenda. Risks identified by the board are discussed with the Company’s auditors. Risks are also documented within the ongoing ICARA assessment, which is formally signed off by the board on an annual basis.



## **5. Maintain the board as a well-functioning, balanced team led by the chair**

The board of Jarvis comprises two executive directors and one non-executive director, who is considered to be independent. The non-executive director is Stephen Middleton. The board meets quarterly and all current board members attend all board meetings. The composition of the board is currently under review and the company will seek to strengthen it where appropriate.

The executive directors are full time and the non-executive director is part time. The non-executive director is expected to commit up to one day a month and any additional days as is necessary to fulfil his responsibilities to the Company.

There is a minimum of four board meetings held per year and there has been 100% attendance by all the directors.

In addition to the board, Jarvis also maintains compliance, audit and remuneration committees, the purpose of each is detailed above.

## **6. Ensure that between them the directors have the necessary up-to-date experience, skills and capabilities**

The board comprises individuals who have differing backgrounds within the financial services industry. The board considers that the mix of skills is appropriate to deliver the strategy of the Company. Board members have various resources at their disposal such as auditors, consultants and memberships of professional bodies to ensure they remain abreast of developments within the industry.

Directors keep their skills up to date by attending appropriate conferences and, training seminars and the use of online training tools.

The board has had no specific external advisers other than its Nomad, legal regulatory advisors, auditors and lawyers during the year.

Biographical details of each Director can be found on the investor website.

## **7. Evaluate board performance based on clear and relevant objectives, seeking continuous improvement**

The objectives of the board are aligned with the strategy and business model designed to promote long term shareholder value stated in the first principal of the code. These objectives are measured through the financial performance of Jarvis. Of specific concern when evaluating the board's performance are earnings per share, dividend per share, and profit before tax. Board evaluation takes place annually at the end of the financial year. Should a board member resign, they are contractually required to serve a notice period deemed to be adequate to ensure succession planning can occur.

## **8. Promote a corporate culture that is based on ethical values and behaviours**

The board are aware that in order to maximise shareholder value, it is essential that the company maintain a reputation as a market leading service provider as well as exercising their tasks with a high degree of skill and diligence. The culture is focussed around carrying out our role for customers in an efficient manner at an acceptable price. Credit is given for identifying and resolving errors and there is an on-going focus on improving processes.

The board implements these principles through the appraisal process and recruitment and reward is partially linked to compliance.



## 9. Maintain governance structures and processes that are fit for purpose and support good decision-making by the board

The boards of Jarvis and JIM hold separate quarterly board meetings. The board of JIM maintain responsibility for the strategy, stakeholder relationships, regulation and financial reporting of JIM. The board of Jarvis are responsible for corporate governance, financial reporting and dividend policy. The key board roles are as follows:

- Chairman & Managing Director (Jarvis & JIM) - responsible for the strategy and for the day to day management.
- Finance Director (Jarvis) – responsible for financial reporting, analysis and forecasts.
- Operations Director (JIM) – responsible for all operational activities.
- Non Executive Director (Jarvis & JIM) – responsible for reviewing strategic decisions made by executive directors and ensuring the board act in the interest of independent shareholders at all times.

In addition to the board, Jarvis maintains an audit committee, business risk committee, products management committee, compliance committee and remuneration committee, the roles of which are detailed above. The governance structure is currently under review and the company will look to strengthen it where appropriate.

## 10. Communicate how the company is governed and is performing by maintaining a dialogue with shareholders and other relevant stakeholders

On the Company's website shareholders can find all historical RNS announcements, interim reports and annual reports. Annual Reports and Annual General Meeting Circulars are posted directly to all registered shareholders or nominees and results of Annual General Meeting votes are also published on the Company's website. The Board recognises the AGM as an important opportunity to engage with shareholders. The Directors are available to listen to the views of shareholders informally immediately following the AGM. As described earlier, the company also maintains an email address for investor queries and the phone number of the managing director and finance director are on RNS announcements. The results of all future Annual General Meetings will be made available on the investor website.

BY ORDER OF THE BOARD



Andrew J Grant – On behalf of the board

25<sup>th</sup> March 2024



## INDEPENDENT AUDITOR'S REPORT TO THE SHAREHOLDERS OF JARVIS SECURITIES PLC

### Opinion

We have audited the financial statements of Jarvis Securities plc (the "Parent Company") and its subsidiaries (the "Group") for the year ended 31 December 2023 which comprise:

- the Group income statement for the year ended 31 December 2023;
- the Group statement of comprehensive income for the year ended 31 December 2023;
- the Group and Parent Company statements of financial position as at 31 December 2023;
- the Group and Parent Company statements of cash flows for the year then ended;
- the Group and Parent Company statements of changes in equity for the year then ended; and
- the notes to the financial statements, including significant accounting policies.

The financial reporting framework that has been applied in the preparation of the financial statements is applicable law and UK-adopted international accounting standards.

In our opinion the financial statements:

- give a true and fair view of the state of the Group's and of the Parent Company's affairs as at 31 December 2023 and of the Group's profit for the period then ended;
- have been properly prepared in accordance with UK-adopted international accounting standards;
- have been prepared in accordance with the requirements of the Companies Act 2006.

### Basis for opinion

We conducted our audit in accordance with International Standards on Auditing (UK) (ISAs (UK)) and applicable law. Our responsibilities under those standards are further described in the Auditor's responsibilities for the audit of the financial statements section of our report. We are independent of the Group and the Parent Company in accordance with the ethical requirements that are relevant to our audit of the financial statements in the UK, including the FRC's Ethical Standard as applied to listed entities, and we have fulfilled our other ethical responsibilities in accordance with these requirements. We believe that the audit evidence we have obtained is sufficient and appropriate to provide a basis for our opinion.

### Conclusions relating to going concern

In auditing the financial statements, we have concluded that the directors' use of the going concern basis of accounting in the preparation of the financial statements is appropriate. As part of our evaluation of the directors' assessment of the Group's and Parent Company's ability to continue to adopt the going concern basis of accounting we:

- Obtained and tested management's trading forecast for the year ended December 2025 and cash flow forecast to December 2025. In addition to the testing of the arithmetical accuracy of the forecast, we also challenged the key assumptions with management and ensured they are reasonable with our understanding of the business and sector. The trading forecast and cash flow forecast show the group as being profitable and cash generative throughout the forecast period. We also performed a sensitivity analysis on the key assumptions which underpin the forecast itself.
- Reviewed the Board minutes and discussed with management any matters not documented in the minutes.
- Reviewed the post year end management accounts and enquired with management whether there are any significant subsequent events that may impact on our going concern.
- Enquired with the skilled person (RSM UK Risk Assurance Services LLP) regarding the ongoing FCA enquiry for any findings that could impact our audit work or the opinion provided.
- We have utilised the service of our internal FCA specialist to read all the correspondence with the FCA and the skilled person in order to understand the potential implications for the group. We have held discussions with and challenged management on the most likely outcome of the review. We have also discussed these matters directly with the skilled person to ensure that we understand the matters being reviewed in full. We have also reviewed correspondence with the company's solicitors.

In addition to the above, the group has significant net assets and cash reserves at 31 December 2023.

Based on our work in this area we have concluded management's use of the going concern basis of accounting in the preparation of the financial statements appears appropriate and the disclosures in the financial statements are adequate.



## Overview of our audit approach

### Materiality

In planning and performing our audit we applied the concept of materiality. An item is considered material if it could reasonably be expected to change the economic decisions of a user of the financial statements. We used the concept of materiality to both focus our testing and to evaluate the impact of misstatements identified.

Based on our professional judgement, we determined overall materiality for the Group financial statements as a whole to be £266,000 (2022 £300,000), based on 5% percent of Group profit before tax. Materiality for the Parent Company financial statements as a whole was set at £265,000 (2022 £220,000).

We use a different level of materiality ('performance materiality') to determine the extent of our testing for the audit of the financial statements. Performance materiality is set based on the audit materiality as adjusted for the judgements made as to the entity risk and our evaluation of the specific risk of each audit area having regard to the internal control environment. This is set at £186,200 (2022 £210,000) for the group and £185,500 (2022 £154,000) for the parent.

Where considered appropriate performance materiality may be reduced to a lower level, such as, for related party transactions and directors' remuneration.

We agreed with the Audit Committee to report to it all identified errors in excess of £6,650 (2022: £7,500). Errors below that threshold would also be reported to it if, in our opinion as auditor, disclosure was required on qualitative grounds.

### Overview of the scope of our audit

We performed an audit of the complete financial information of two full scope components, Jarvis Securities Plc and Jarvis Investment Management Limited. The audits were largely conducted onsite, where it was deemed appropriate some areas of the audits were conducted remotely.

As part of designing our audit, we determined materiality and assessed the risk of material misstatement in the financial statements. In particular, we looked at where the directors employed significant judgements and estimates. We also addressed the risk of management override of internal controls, including evaluating whether there was evidence of bias by the directors that represented a risk of material misstatement due to fraud.

### Key Audit Matters

Key audit matters are those matters that, in our professional judgement, were of most significance in our audit of the financial statements of the current period and include the most significant assessed risks of material misstatement (whether or not due to fraud) that we identified. These matters included those which had the greatest effect on: the overall audit strategy, the allocation of resources in the audit; and directing the efforts of the engagement team. These matters were addressed in the context of our audit of the financial statements as a whole, and in forming our opinion thereon, and we do not provide a separate opinion on these matters.

This is not a complete list of all risks identified by our audit.

Key audit matter	How the scope of our audit addressed the key audit matter
<b>Income recognition (Note 3)</b>	
Income recognition is a key audit matter as income is significantly material to the group and is an important determinant of the group's profitability.	To address the key audit matter identified we have independently recalculated commission income based on data extracted from the front office system and commission rates for the period. The accuracy of the data extracted was verified by our data analytics team.
As part of our assessment of the group's income streams we evaluated that there is a significant risk for a material misstatement to	Where commission was not able to be recalculated, we tested those commissions and fees by agreeing a sample through the front office system and supporting documentation.



<b>Key audit matter</b>	<b>How the scope of our audit addressed the key audit matter</b>
occur in the commission and fee income resulting from error or fraud.	We independently reperformed the calculation of interest on treasury deposit income using source data extracted including verification of deposits to third party confirmations.

---

Our audit procedures in relation to these matters were designed in the context of our audit opinion as a whole. They were not designed to enable us to express an opinion on these matters individually and we express no such opinion.

### **Other information**

The directors are responsible for the other information contained within the annual report. The other information comprises the information included in the annual report, other than the financial statements and our auditor's report thereon. Our opinion on the financial statements does not cover the other information and, except to the extent otherwise explicitly stated in our report, we do not express any form of assurance conclusion thereon.

Our responsibility is to read the other information and, in doing so, consider whether the other information is materially inconsistent with the financial statements or our knowledge obtained in the audit or otherwise appears to be materially misstated. If we identify such material inconsistencies or apparent material misstatements, we are required to determine whether this gives rise to a material misstatement in the financial statements themselves. If, based on the work we have performed, we conclude that there is a material misstatement of this other information, we are required to report that fact. We have nothing to report in this regard.

### **Opinion on other matter prescribed by the Companies Act 2006**

In our opinion based on the work undertaken in the course of our audit

- the information given in the strategic report and the directors' report for the financial year for which the financial statements are prepared is consistent with the financial statements; and
- the directors' report and strategic report have been prepared in accordance with applicable legal requirements.

### **Matters on which we are required to report by exception**

In light of the knowledge and understanding of the Group and the Parent Company and their environment obtained in the course of the audit, we have not identified material misstatements in the strategic report or the directors' report.

We have nothing to report in respect of the following matters where the Companies Act 2006 requires us to report to you if, in our opinion:

- adequate accounting records have not been kept by the parent company, or returns adequate for our audit have not been received from branches not visited by us; or
- the parent company financial statements are not in agreement with the accounting records and returns; or
- certain disclosures of directors' remuneration specified by law are not made; or
- we have not received all the information and explanations we require for our audit.

### **Responsibilities of the directors for the financial statements**

As explained more fully in the directors' responsibilities statement on page 6, the directors are responsible for the preparation of the financial statements and for being satisfied that they give a true and fair view, and for such internal control as the directors determine is necessary to enable the preparation of financial statements that are free from material misstatement, whether due to fraud or error.



In preparing the financial statements, the directors are responsible for assessing the Group's and Parent Company's ability to continue as a going concern, disclosing, as applicable, matters related to going concern and using the going concern basis of accounting unless the directors either intend to liquidate the Group or the Parent Company or to cease operations, or have no realistic alternative but to do so.

## **Auditor's responsibilities for the audit of the financial statements**

Our objectives are to obtain reasonable assurance about whether the financial statements as a whole are free from material misstatement, whether due to fraud or error, and to issue an auditor's report that includes our opinion. Reasonable assurance is a high level of assurance but is not a guarantee that an audit conducted in accordance with ISAs (UK) will always detect a material misstatement when it exists. Misstatements can arise from fraud or error and are considered material if, individually or in the aggregate, they could reasonably be expected to influence the economic decisions of users taken on the basis of these financial statements.

Irregularities, including fraud, are instances of non-compliance with laws and regulations. We design procedures in line with our responsibilities, outlined above, to detect material misstatements in respect of irregularities, including fraud. The extent to which our procedures are capable of detecting irregularities, including fraud is detailed below:

We obtained an understanding of the legal and regulatory frameworks within which the company operates, focusing on those laws and regulations that have a direct effect on the determination of material amounts and disclosures in the financial statements. The laws and regulations we considered in this context were the Companies Act 2006, Taxation legislation and the FCA regulations.

Auditing standards limit the required audit procedures to identify non-compliance with these laws and regulations to enquiry of the Directors and other management and inspection of regulatory and legal correspondence, if any.

We identified the greatest risk of material impact on the financial statements from irregularities, including fraud, to be the override of controls by management. Our audit procedures to respond to these risks included:

- enquiry of management about the Group's policies, procedures and related controls regarding compliance with laws and regulations and if there are any known instances of non-compliance;
- examining supporting documents for all material balances, transactions and disclosures;
- review of the Board and Compliance Committee minutes;
- examining correspondence with the FCA, the reports of the CASS Auditor and capital adequacy calculations;
- enquiry of management and review and inspection of relevant correspondence with any legal firms;
- evaluation of the selection and application of accounting policies related to subjective measurements and complex transactions;
- analytical procedures to identify any unusual or unexpected relationships;
- testing the appropriateness of journal entries recorded in the general ledger and other adjustments made in the preparation of the financial statements;
- performed specific testing on the front-office system to gain comfort on the control environment such as testing user access rights, validation rules. Additionally, we have performed testing on the appropriateness of journal entries in the front-office system; and
- review of accounting estimates for biases.

Owing to the inherent limitations of an audit, there is an unavoidable risk that we may not have detected some material misstatements in the financial statements, even though we have properly planned and performed our audit in accordance with auditing standards. We are not responsible for preventing non-compliance and cannot be expected to detect non-compliance with all laws and regulations.

A further description of our responsibilities is available on the Financial Reporting Council's website at: [www.frc.org.uk/auditorsresponsibilities](http://www.frc.org.uk/auditorsresponsibilities). This description forms part of our auditor's report.

## **Use of our report**

This report is made solely to the company's members, as a body, in accordance with Chapter 3 of Part 16 of the Companies Act 2006. Our audit work has been undertaken so that we might state to the company's members those matters we are required to state to them in an auditor's report and for no other purpose. To the fullest extent permitted by law, we do not accept or assume responsibility to anyone other than the company and the company's members as a body, for our audit work, for this report, or for the opinions we have formed.

*Mark Sisson*

Mark Sisson (Senior Statutory Auditor)

for and on behalf of

**Crowe U.K. LLP**

Statutory Auditor  
Riverside House  
40-46 High Street  
Maidstone, Kent

25 March 2024



# JARVIS SECURITIES PLC

## CONSOLIDATED INCOME STATEMENT FOR THE YEAR ENDED 31 DECEMBER 2023

	<i>Notes</i>	Year to 31/12/23	Year to 31/12/22
		£	£
<b>Continuing operations:</b>			
Revenue	3	13,088,907	12,606,516
Administrative expenses		(6,523,706)	(6,212,770)
Exceptional administrative expenses	5	(1,337,522)	(249,936)
Lease finance costs	13	(17,090)	(5,785)
Profit before income tax	5	5,210,589	6,138,026
Income tax charge	7	(1,229,356)	(1,163,303)
Profit for the period		3,981,233	4,974,723
Attributable to equity holders of the parent		3,981,233	4,974,723
<b>Earnings per share</b>			
	8	P	P
Basic and diluted		8.90	11.12

The notes on pages 22 to 35 form part of these financial statements

## CONSOLIDATED STATEMENT OF COMPREHENSIVE INCOME FOR THE YEAR

	<i>Notes</i>	Year to 31/12/23	Year to 31/12/22
		£	£
Profit for the period		3,981,233	4,974,723
Total comprehensive income for the period		3,981,233	4,974,723
Attributable to equity holders of the parent		3,981,233	4,974,723

The notes on pages 22 to 35 form part of these financial statements


# JARVIS SECURITIES PLC

Company No.: 5107012

## CONSOLIDATED STATEMENT OF FINANCIAL POSITION AT 31 DECEMBER 2023

	Notes	31/12/23	31/12/22
		£	£
<b>Assets</b>			
<i>Non-current assets</i>			
Property, plant and equipment	9	505,184	598,044
Intangible assets	10	45,331	70,142
Goodwill	10	342,872	342,872
		<b>893,387</b>	1,011,058
<i>Current assets</i>			
Trade and other receivables	12	2,011,608	3,388,927
Investments held for trading	14	11,966	8,769
Cash and cash equivalents	15	5,514,075	4,278,737
		<b>7,537,649</b>	7,676,433
<b>Total assets</b>		<b>8,431,036</b>	8,687,491
<b>Equity and liabilities</b>			
<i>Capital and reserves</i>			
Share capital	16	111,828	111,828
Merger reserve		9,900	9,900
Capital redemption reserve		9,845	9,845
Retained earnings		4,912,384	4,845,114
Total equity attributable to the equity holders of the parent		<b>5,043,957</b>	4,976,687
<i>Non-current liabilities</i>			
Deferred tax	7	54,266	60,044
Lease liabilities	13	223,515	297,512
		<b>277,781</b>	357,556
<i>Current liabilities</i>			
Trade and other payables	17	2,541,690	2,739,330
Lease liabilities	13	73,997	70,410
Income tax	17	493,611	543,508
		<b>3,109,298</b>	3,353,248
Total liabilities		<b>3,387,079</b>	3,710,804
<b>Total equity and liabilities</b>		<b>8,431,036</b>	8,687,491

Approved and authorised for issue by the board on 25<sup>th</sup> March 2024 and signed on its behalf by:

  
 ..... Andrew J Grant – Director

  
 ..... Kieran M Price – Director

The notes on pages 22 to 35 form part of these financial statements



# JARVIS SECURITIES PLC

Company No.: 5107012

## COMPANY STATEMENT OF FINANCIAL POSITION AT 31 DECEMBER 2023

	Notes	31/12/23	31/12/22
		£	£
<b>Assets</b>			
<i>Non-current assets</i>			
Property, plant and equipment	9	505,184	598,044
Intangible assets	10	45,331	70,142
Goodwill	10	342,872	342,872
Investment in subsidiaries	11	884,239	284,239
		<b>1,777,626</b>	1,295,297
<i>Current assets</i>			
Trade and other receivables	12	166,298	87,924
Cash and cash equivalents	15	1,406,811	1,925,466
		<b>1,573,109</b>	2,013,390
<b>Total assets</b>		<b>3,350,735</b>	3,308,687
<b>Equity and liabilities</b>			
<i>Capital and reserves</i>			
Share capital	16	111,828	111,828
Capital redemption reserve		9,845	9,845
Retained earnings		1,840,421	625,967
Total equity attributable to the equity holders		<b>1,962,094</b>	747,640
<i>Non-current Liabilities</i>			
Deferred Tax	7	55,523	61,006
Lease Liabilities	13	223,514	297,512
		<b>279,037</b>	358,518
<i>Current liabilities</i>			
Trade and other payables	17	541,996	1,615,986
Lease liabilities	13	73,997	70,410
Income tax	17	493,611	516,133
		<b>1,109,604</b>	2,202,529
Total liabilities		<b>1,388,641</b>	2,561,047
<b>Total equity and liabilities</b>		<b>3,350,735</b>	3,308,687

The parent company's profit for the financial year was £5,128,416 (2022: £5,369,949).

Approved and authorised for issue by the board on 25<sup>th</sup> March 2024 and signed on its behalf by:



..... Andrew J Grant – Director



..... Kieran M Price – Director

The notes on pages 22 to 35 form part of these financial statements

# JARVIS SECURITIES PLC

## CONSOLIDATED STATEMENT OF CHANGES IN EQUITY

	Share capital	Merger reserve	Capital redemption reserve	Retained earnings	Total equity
	£	£	£	£	£
At 1 January 2022	111,828	9,900	9,845	5,014,456	5,146,029
Profit for the financial year	-	-	-	4,974,723	4,974,723
Dividends	-	-	-	(5,144,065)	(5,144,065)
At 31 December 2022	111,828	9,900	9,845	4,845,114	4,976,687
Profit for the financial year	-	-	-	3,981,233	3,981,233
Dividends	-	-	-	(3,913,962)	(3,913,962)
At 31 December 2023	111,828	9,900	9,845	4,912,385	5,043,958

## COMPANY STATEMENT OF CHANGES IN EQUITY

	Share capital	Capital redemption reserve	Retained earnings	Total equity
	£	£	£	£
At 1 January 2022	111,828	9,845	400,083	521,756
Profit for the financial year	-	-	5,369,949	5,369,949
Dividends	-	-	(5,144,065)	(5,144,065)
At 31 December 2022	111,828	9,845	625,967	747,640
Profit for the financial year	-	-	5,128,416	5,128,416
Dividends	-	-	(3,913,962)	(3,913,962)
At 31 December 2023	111,828	9,845	1,840,421	1,962,094

The notes on pages 22 to 35 form part of these financial statements



# JARVIS SECURITIES PLC

## STATEMENT OF CASHFLOWS FOR THE YEAR ENDED 31 DECEMBER 2023

Notes	CONSOLIDATED		COMPANY	
	Year to 31/12/23	Year to 31/12/22	Year to 31/12/23	Year to 31/12/22
	£	£	£	£
<b>Cash flow from operating activities</b>				
Profit before income tax	5,210,589	6,138,026	6,710,558	6,250,665
Depreciation and amortisation	5 118,421	131,203	118,421	131,203
Lease finance cost	17,090	5,785	17,090	5,785
	<b>5,346,100</b>	<b>6,275,014</b>	<b>6,846,069</b>	<b>6,387,653</b>
(Increase) /Decrease in trade and other receivables	1,377,319	2,971,537	(78,374)	51,034
(Decrease) /Increase in trade payables	(197,640)	(2,161,711)	(1,399,106)	(813,317)
<b>Cash generated from operations</b>	<b>6,525,779</b>	<b>7,084,840</b>	<b>5,368,589</b>	<b>5,625,370</b>
Income tax (paid)/received	(1,285,032)	(1,323,288)	(1,285,032)	(772,817)
<b>Net cash from operating activities</b>	<b>5,240,747</b>	<b>5,761,552</b>	<b>4,083,557</b>	<b>4,852,553</b>
<b>Cash flows from investing activities</b>				
Purchase of property, plant and equipment	-	(12,583)	-	(12,448)
Purchase of investments held for trading	(57,933)	(2,797,364)	-	-
Proceeds from sale of investments held for trading	54,736	2,790,552	-	-
Investments in subsidiaries	-	-	(600,000)	-
Purchase of intangible assets	(750)	(12,448)	(750)	(12,583)
<b>Cash flows from investing activities</b>	<b>(3,946)</b>	<b>(31,843)</b>	<b>(600,750)</b>	<b>(25,031)</b>
Dividends paid	(3,913,962)	(5,144,065)	(3,913,962)	(5,144,065)
Lease finance costs	(17,090)	(5,875)	(17,090)	(5,875)
Repayment of lease liability	(70,410)	(81,626)	(70,410)	(81,626)
<b>Net cash used in financing activities</b>	<b>(4,001,462)</b>	<b>(5,231,566)</b>	<b>(4,001,462)</b>	<b>(5,231,566)</b>
Net (decrease)/ increase in cash & cash equivalents	1,235,338	(498,143)	(518,655)	(404,044)
Cash and cash equivalents at the start of the year	4,278,737	3,780,594	1,925,466	2,329,510
Cash and cash equivalents at the end of the year	5,514,075	4,278,737	1,406,811	1,925,466
<b>Cash and cash equivalents:</b>				
Balance at bank and in hand	5,169,380	5,499,464	1,406,811	1,925,466
Cash held for settlement of market transactions	344,695	(1,220,727)	-	-
	<b>5,514,075</b>	<b>4,278,737</b>	<b>1,406,811</b>	<b>1,925,466</b>

# JARVIS SECURITIES PLC

## NOTES TO THE FINANCIAL STATEMENTS

---

### 1. Basis of preparation

The company has adopted the requirements of international accounting standards as adopted by the United Kingdom and those parts of the Companies Act 2006 applicable to companies reporting under IFRS. The financial statements have been prepared under the historical cost convention as modified by the revaluation of financial assets at fair value through profit or loss.

These financial statements have been prepared in accordance with the accounting policies set out below, which have been consistently applied to all the years presented.

#### **New standards, not yet effective**

There are no standards that are issued but not yet effective that would be expected to have a material impact on the entity in the current or future reporting periods and on foreseeable future transactions.

#### **Significant judgements and estimates**

The group makes estimates and assumptions concerning the future. These estimates and judgements are based on historical experience and other factors, including expectations of future events that are believed to be reasonable under the circumstances. The resulting accounting estimates will, by definition, seldom equal the related actual results.

#### **Going concern**

The group's business activities, together with the factors likely to affect its future development, performance and position are set out in the Strategic Report on pages 2 to 5. The financial position of the group, its cash flows, liquidity position and borrowing facilities are described within these financial statements. In addition, note 25 of the financial statements includes the group's objectives, policies and processes for managing its capital; its financial risk management objectives; details of its financial instruments and hedging activities; and its exposure to credit risk and liquidity risk.

The group has considerable financial resources, long term contracts with all its significant suppliers and a diversified income stream. The group does not have any current borrowing or any anticipated borrowing requirements. As a consequence, the directors believe that the group is well placed to manage its business risks successfully.

The directors have a reasonable expectation that the group has adequate resources to continue in operational existence for the foreseeable future. Thus they continue to adopt the going concern basis of accounting in preparing the annual financial statements.

### 2. Accounting policies

#### (a) IFRS 15 'Revenue from Contracts with Customers'

**Commission** – the group charges commission on a transaction basis. Commission rates are fixed according to account type. When a client instructs us to act as an agent on their behalf (for the purchase or sale of securities) our commission is recognised as income on a point in time basis when the instruction is executed in the market. Our commission is deducted from the cash given to us by the client in order to settle the transaction on the client's behalf or from the proceeds of the sale in instance where a client sells securities.

**Management fees** – these are charged quarterly or bi-annually depending on account type. Fees are either fixed or are a percentage of the assets under administration. Management fees income is recognised over time as they are charged using a day count and most recent asset level basis as appropriate.

**Interest income** - this is accrued on a day count basis up until deposits mature and the interest income is received. The deposits pay a fixed rate of interest. In accordance with FCA requirements, deposits are only placed with banks that have been approved by our compliance department. Interest income is recognised over time as the deposits accrue interest on a daily basis.



**JARVIS SECURITIES PLC**  
**NOTES TO THE FINANCIAL STATEMENTS (CONTINUED)**

---

**2. Accounting policies (continued)**

(b) Basis of consolidation

Subsidiaries are all entities over which the Group has the power to govern the financial and operating policies generally accompanying a shareholding of more than half of the voting rights. The existence and effect of potential voting rights that are currently exercisable or convertible are considered when assessing whether the Group controls another entity. Subsidiaries are fully consolidated from the date on which control is transferred to the Group. They are deconsolidated from the date on which control ceases. The group financial statements consolidate the financial statements of Jarvis Securities plc, Jarvis Investment Management Limited, JIM Nominees Limited, Galleon Nominees Limited and Dudley Road Nominees Limited made up to 31 December 2023.

The Group uses the purchase method of accounting for the acquisition of subsidiaries. The cost of an acquisition is measured as the fair value of the assets given, equity instruments issued and liabilities incurred or assumed at the date of exchange. Identifiable assets acquired and liabilities and contingent liabilities assumed in a business combination are measured initially at their fair values at the acquisition date, irrespective of the extent of any non-controlling interest. The cost of acquisition over the fair value of the Group's share of identifiable net assets acquired is recorded as goodwill. If the cost of acquisition is less than the fair value of the Group's share of the net assets of the subsidiary acquired, the difference is recognised in the income statement.

Intra-group sales and profits are eliminated on consolidation and all sales and profit figures relate to external transactions only. No profit and loss account is presented for Jarvis Securities plc as provided by S408 of the Companies Act 2006.

(c) Property, plant and equipment

All property, plant and equipment is shown at cost less subsequent depreciation and impairment. Cost includes expenditure that is directly attributable to the acquisition of the items. Depreciation is provided on cost in equal annual instalments over the lives of the assets at the following rates:

Leasehold improvements	-	33% on cost, or over the lease period if less than 3 years
Office equipment	-	20% on cost
Land & Buildings	-	Buildings are depreciated at 2% on cost. Land is not depreciated.
Right of use asset	-	Straight line basis over the lease period

The assets' residual values and useful lives are reviewed, and adjusted if appropriate, at each year end date. Gains and losses on disposals are determined by comparing proceeds with carrying amount. These are included in the income statement. Impairment reviews of property, plant and equipment are undertaken if there are indications that the carrying values may not be recoverable or that the recoverable amounts may be less than the asset's carrying value.

(d) Intangible assets

Intangible assets are carried at cost less accumulated amortisation. If acquired as part of a business combination the initial cost of the intangible asset is the fair value at the acquisition date. Amortisation is charged to administrative expenses within the income statement and provided on cost in equal annual instalments over the lives of the assets at the following rates:

Databases	-	4% on cost
Customer relationships	-	7% on cost
Software developments	-	20% on cost
Website	-	33% on cost

Impairment reviews of intangible assets are undertaken if there are indications that the carrying values may not be recoverable or that the recoverable amounts may be less than the asset's carrying value.

(e) Goodwill

Goodwill represents the excess of the fair value of the consideration given over the aggregate fair values of the net identifiable assets of the acquired trade and assets at the date of acquisition. Goodwill is tested annually for impairment and carried at cost less accumulated impairment losses. Any negative goodwill arising is credited to the income statement in full immediately.



**JARVIS SECURITIES PLC**  
**NOTES TO THE FINANCIAL STATEMENTS (CONTINUED)**

---

**2. Accounting policies (continued)**

(f) Deferred income tax

Deferred income tax is provided in full, using the liability method, on differences arising between the tax bases of assets and liabilities and their carrying amounts in the consolidated financial statements. The deferred income tax is not accounted for if it arises from initial recognition of an asset or liability in a transaction, other than a business combination, that at the time of the transaction affects neither accounting or taxable profit or loss. Deferred income tax is determined using tax rates that have been enacted or substantially enacted by the balance sheet date and are expected to apply when the related deferred income tax asset is realised or the deferred income tax liability is settled.

Deferred income tax assets are recognised to the extent that it is probable that future taxable profit will be available against which the temporary differences can be utilised.

Deferred income tax is provided on temporary differences arising on investments in subsidiaries except where the timing of the reversal of the temporary difference is controlled by the Group and it is probable that the temporary differences will not reverse in the foreseeable future.

(g) Segmental reporting

A business segment is a group of assets and operations engaged in providing products or services that are subject to risks and returns that are different from those of other business segments. The directors regard the operations of the Group as a single segment.

(h) Pensions

The group operates a defined contribution pension scheme. Contributions payable for the year are charged to the income statement.

(i) Investments

Investments held for trading

Under IFRS investments held for trading are recognised as financial assets measured at fair value through profit and loss.

Investments in subsidiaries

Investments in subsidiaries are stated at cost less provision for any impairment in value.

(j) Share capital

Incremental costs directly attributable to the issue of new shares or options are shown in equity as a deduction from proceeds, net of income tax. Where the company purchases its equity share capital (treasury shares), the consideration paid, including any directly attributable incremental costs (net of income tax), is deducted from equity attributable to the company's equity holders until the shares are cancelled, reissued or disposed of. Where such shares are subsequently sold or reissued, any consideration received, net of any directly incremental transaction costs and the related income tax effects, is included in equity attributable to the company's equity holders.

(k) Cash and cash equivalents

Cash and cash equivalents comprise:

Balance at bank and in hand - cash in hand and demand deposits, together with other short-term, highly liquid investments that are readily convertible into known amounts of cash and which are subject to an insignificant risk of changes in value.

Cash held for settlement of market transactions – this balance is cash generated through settlement activity, and can either be a surplus or a deficit. A surplus arises when settlement liabilities exceed settlement receivables. This surplus is temporary and is accounted for separately from the balance at bank and in hand as it is short term and will be required to meet settlement liabilities as they fall due. A deficit arises when settlement receivables exceed settlement liabilities. In this instance Jarvis will place its own funds in the client account to ensure CASS obligations are met. This deficit is also temporary and will reverse once settlement receivables are settled.

(l) Current income tax

Current income tax assets and/or liabilities comprise those obligations to, or claims from, fiscal authorities relating to the current or prior reporting periods, that are unpaid at the year end date. They are calculated according to the tax rates and tax laws applicable to the fiscal periods to which they relate based on the taxable profit for the year.

(m) Dividend distribution

Dividend distribution to the company's shareholders is recognised as a liability in the group's financial statements in the period in which interim dividends are notified to shareholders and final dividends are approved by the company's shareholders.



**JARVIS SECURITIES PLC**  
**NOTES TO THE FINANCIAL STATEMENTS (CONTINUED)**

---

**2. Accounting policies (continued)**

(n) IFRS 9 'Financial Instruments'

The group currently calculates a "bad debt" provision on customer balances based on 25% of overdrawn client accounts which are one month past due date and are not specifically provided for. Under IFRS 9 this assessment is required to be calculated based on a forward - looking expected credit loss ('ECL') model, for which a simplified approach will be applied. The method uses historic customer data, alongside future economic conditions to calculate expected loss on receivables

(o) IFRS 16 'Leases'

The lease liability is measured at the present value of the lease payments that are not paid at the commencement date, discounted using the interest rate implied in the lease or, if that rate cannot be readily determined, the Group's incremental borrowing rate.

The Group has applied judgement to determine the lease term for contracts with options to renew or exit early.

The carrying amount of right-of-use assets recognised was £384,985 at the lease start date of 27 September 2022. A finance charge of 5% APR is used to calculate the finance cost of the lease.

**3. Group revenue**

The revenue of the group during the year was wholly in the United Kingdom and the revenue of the group for the year derives from the same class of business as noted in the Strategic Report.

	2023	2022
	£	£
Gross interest earned from treasury deposits, cash at bank and overdrawn client accounts	7,614,815	5,472,439
Commissions	2,660,896	3,812,087
Fees	2,813,196	3,321,990
	<u>13,088,907</u>	<u>12,606,516</u>

**4. Segmental information**

All of the reported revenue and operational results for the period derive from the group's external customers and continuing financial services operations. All non-current assets are held within the United Kingdom. The group is not reliant on any one customer and no customer accounts for more than 10% of the group's external revenues.

As noted in 2 (g) the directors regard the operations of the group as a single reporting segment on the basis there is only a single organisational unit that is reported to key management personnel for the purpose of performance assessment and future resource allocation.

**JARVIS SECURITIES PLC**  
NOTES TO THE FINANCIAL STATEMENTS (CONTINUED)

<b>5. Profit before income tax</b>	2023	2022
Profit before income tax is stated after charging/(crediting):	£	£
Directors' emoluments	586,881	598,733
Depreciation – right of use asset	76,997	79,979
Depreciation – owned assets	15,863	14,393
Amortisation (included within administrative expenses in the consolidated income statement)	25,561	25,668
Low value leases	8,852	8,852
Impairment of receivable charge / (credit)	(65,466)	(77,450)
Bank transaction fees	51,362	65,914

Details of directors' annual remuneration as at 31 December 2023 are set out below:

	2023	2022
	£	£
Short-term employee benefits	510,823	550,551
Post-employment benefits	62,893	40,000
Benefits in kind	13,165	8,182
	<u>586,881</u>	<u>598,733</u>

**Details of the highest paid director are as follows:**

Aggregate emoluments	357,500	415,700
Benefits in kind	11,133	8,182
	<u>368,633</u>	<u>423,882</u>

	Emoluments & Benefits in kind	Pension	Total
	£	£	£
<b>Directors</b>			
Andrew J Grant	368,633	-	368,633
Kieran M Price	31,199	2,167	33,366
Jolyon C Head	98,156	60,726	158,882
S M Middleton	26,000	-	26,000
<b>TOTAL</b>	<u>523,988</u>	<u>62,893</u>	<u>586,881</u>

During the year benefits accrued for two directors (2022: one director) under a money purchase pension scheme.

**Staff Costs**

The average number of persons employed by the group, including directors, during the year was as follows:

	2023	2022
	£	£
Management and administration	54	59
The aggregate payroll costs of these persons were as follows:		
Wages & salaries	2,306,091	2,274,813
Social security	243,955	244,034
Pension contributions including salary sacrifice	107,971	78,610
	<u>2,658,017</u>	<u>2,597,457</u>

**Key personnel**

The directors disclosed above are considered to be the key management personnel of the group. The total amount of employers NIC paid on behalf of key personal was £80,549 (2022: £75,840).

**Exceptional administrative costs**

Exceptional administrative costs represent external third party professional advice and consultancy relating to the ongoing remediation and skilled persons work within the firm's subsidiary Jarvis Investment Management Limited.



**JARVIS SECURITIES PLC**  
NOTES TO THE FINANCIAL STATEMENTS (CONTINUED)

**6. Auditors' remuneration**

During the year the company obtained the following services from the company's auditors as detailed below:

	2023	2022
	£	£
Fees payable to the company's auditors for the audit of the company's annual financial statements	33,000	28,000
<i>Fees payable to the company's auditors and its associates for other services:</i>		
The audit of the company's subsidiaries, pursuant to legislation	17,000	15,000
Total audit fees	50,000	43,000
Taxation Compliance	5,650	5,560
	<u>55,650</u>	<u>48,560</u>

The audit costs of the subsidiaries were invoiced to and met by Jarvis Securities plc.

**7. Income and deferred tax charges – group**

	2023	2022
	£	£
Based on the adjusted results for the year:		
UK corporation tax	1,231,304	1,165,733
Adjustments in respect of prior years	3,830	(546)
Total current income tax	1,235,134	1,165,187
Deferred income tax:		
Origination and reversal of temporary differences	(5,779)	(1,883)
Adjustment in respect of prior years	2	(1)
Adjustment in respect of change in deferred tax rates	-	-
Total deferred tax charge	(5,777)	(1,884)
	<u>1,229,357</u>	<u>1,163,303</u>

The income tax assessed for the year is more than the standard rate of corporation tax in the UK (23.5%). The differences are explained below:

Profit before income tax	5,210,589	6,138,026
Profit before income tax multiplied by the standard rate of corporation tax in the UK of 23.5% (2022 – 19%)	1,225,559	1,166,225
<i>Effects of:</i>		
Expenses not deductible for tax purposes	-	-
Adjustments to tax charge in respect of previous years	3,832	(547)
Ineligible depreciation	397	320
Adjustment in respect of change in deferred tax rate	(431)	(2,695)
Current income tax charge for the years	<u>1,229,356</u>	<u>1,163,303</u>

*Movement in (assets) / provision – group:*

Provision at start of year	60,044	61,928
Deferred income tax charged in the year	(5,778)	(1,884)
Provision at end of year	<u>54,266</u>	<u>60,044</u>

*Movement in (assets) / provision – company:*

Provision at start of year	61,006	62,847
Deferred income tax charged in the year	(5,483)	(1,841)
Provision at end of year	<u>55,523</u>	<u>61,006</u>

**JARVIS SECURITIES PLC**  
NOTES TO THE FINANCIAL STATEMENTS (CONTINUED)

8. Earnings per share	2023	2022
	£	£
<b>Earnings:</b>		
Earnings for the purposes of basic and diluted earnings per share (profit for the period attributable to the equity holders of the parent)	3,981,233	4,974,723
<b>Number of shares:</b>		
Weighted average number of ordinary shares for the purposes of basic earnings per share	44,731,000	44,731,000
	44,731,000	44,731,000

**9. Property, plant & equipment – group & company**

	Right of use assets - Leasehold	Leasehold & Property	Office Equipment	Total
	£	£	£	£
<b>Cost:</b>				
At 1 January 2022	303,648	222,450	319,416	845,514
Additions	384,985	-	12,583	397,568
Disposals	(303,648)	-	(258,887)	(562,535)
At 31 December 2022	384,985	222,450	73,112	680,547
Additions	-	-	-	-
Disposals	-	-	-	-
At 31 December 2023	384,985	222,450	73,112	680,547
<b>Depreciation:</b>				
At 1 January 2022	242,919	19,003	287,825	549,747
Charge for the year	79,979	1,949	12,444	94,372
On Disposal	(303,648)	-	(257,968)	(561,616)
At 31 December 2022	19,250	20,952	42,301	82,503
Charge for the year	76,997	1,949	13,914	92,860
On Disposal	-	-	-	-
At 31 December 2023	96,247	22,901	56,215	175,363
<b>Net Book Value:</b>				
At 31 December 2023	288,738	199,549	16,897	505,184
At 31 December 2022	365,735	201,498	30,811	598,044

The net book value of non-depreciable land is £125,000 (2022: £125,000).



**JARVIS SECURITIES PLC**  
NOTES TO THE FINANCIAL STATEMENTS (CONTINUED)

**10. Intangible assets & goodwill – group & company**

	Intangible assets				
	Goodwill	Databases	Software Development	Website	Total
		£	£	£	£
<b>Cost:</b>					
At 1 January 2022	342,872	25,000	368,968	261,713	655,681
Additions	-	-	12,448	-	12,448
Disposals	-	-	(234,628)	(257,836)	(492,464)
At 31 December 2022	342,872	25,000	146,788	3,877	175,665
Additions	-	-	750	-	750
Disposals	-	-	-	-	-
At 31 December 2023	342,872	25,000	147,538	3,877	176,415
<b>Amortisation:</b>					
At 1 January 2022	-	18,719	286,640	256,716	562,075
Charge for the year	-	917	23,459	1,292	25,668
On Disposal	-	-	(226,365)	(255,855)	(482,220)
At 31 December 2022	-	19,636	83,734	2,153	105,523
Charge for the year	-	1,000	23,269	1,292	25,561
On Disposal	-	-	-	-	-
At 31 December 2023	-	20,636	107,003	3,445	131,084
<b>Net Book Value:</b>					
At 31 December 2023	342,872	4,364	40,536	432	45,331
At 31 December 2022	342,872	5,364	63,054	1,724	70,142

The goodwill balance represents an acquired customer base, that continues to trade with the group to this day and, more fundamentally, systems, processes and a registration that dramatically reduced the group's dealing costs. These systems and the registration contributed significantly to turning the group into the low cost effective provider of execution only stockbroking solutions that it is today. The key assumptions used by the directors in their annual impairment review are that the company can benefit indefinitely from the reduced dealing costs and the company's current operational capacity remains unchanged. The recoverable amount of the goodwill has been assessed using the value in use method and there is significant headroom based on this calculation. There are no reasonable changes in assumptions that would cause the cash generating unit value to fall below its carrying amount.

**11. Investments in subsidiaries**

	Company	
	2023	2022
	£	£
<b>Unlisted Investments:</b>		
<b>Cost:</b>		
At 1 January	284,239	284,239
Investments during the year	600,000	-
As at 31 December	884,239	284,239

	<u>Shareholding</u>	<u>Holding</u>	<u>Business</u>
Jarvis Investment Management Limited	100%	85,000,000	1p Ordinary shares
Dudley Road Nominees Limited*	100%	2	£1 Ordinary shares
JIM Nominees Limited*	100%	1	£1 Ordinary shares
Galleon Nominees Limited*	100%	2	£1 Ordinary shares
			Financial administration
			Dormant nominee company
			Dormant nominee company
			Dormant nominee company

All subsidiaries are located in the United Kingdom and their registered office is 78 Mount Ephraim, Tunbridge Wells, Kent, TN4 8BS.

\* indirectly held

**JARVIS SECURITIES PLC**  
NOTES TO THE FINANCIAL STATEMENTS (CONTINUED)

**12. Trade and other receivables**

	Group		Company	
	2023	2022	2023	2022
<i>Amounts falling due within one year:</i>	£	£	£	£
Trade receivables	781,000	381,367	106,899	-
Settlement receivables	821,072	2,498,019	-	-
Other receivables	21,875	83,910	21,875	83,911
Prepayments and accrued income	350,037	425,631	21,875	1,750
Other taxes and social security	37,624	-	15,648	2,263
	<u>2,011,608</u>	<u>3,388,927</u>	<u>166,298</u>	<u>87,924</u>

Settlement receivables are short term receivable amounts arising as a result of the settlement of trades in an agency capacity. The balances due are covered by stock collateral and bonds. An analysis of trade and settlement receivables past due is given in note 25. There are no amounts past due included within other receivables or prepayments and accrued income.

**13. Leases**

Lease liabilities are secured by the related underlying assets.

The undiscounted maturity analysis of lease liabilities as at 31 December 2023 is as follows:

	< 1 year (£)	1-2 years (£)	2-3 years (£)	3-4 years (£)	4-5 years (£)
Lease payment	87,500	87,500	87,500	65,625	-
Finance charge	13,503	9,733	5,711	1,607	-
Net present value	73,997	77,767	81,729	64,018	-

The undiscounted maturity analysis of lease liabilities as at 31 December 2022 is as follows:

	< 1 year (£)	1-2 years (£)	2-3 years (£)	3-4 years (£)	4-5 years (£)
Lease payment	87,500	87,500	87,500	87,500	65,625
Finance charge	17,090	13,503	9,733	5,711	1,607
Net present value	70,410	73,997	77,767	81,729	64,018

	2023
Lease liabilities included in the current statement of financial position	£
Current	73,997
Non-current	223,515
	<u>297,512</u>
	2022
	£
Amounts recognised in income statement	17,090
	<u>17,090</u>

The company has a lease with Sion Properties Limited, a company controlled by A J Grant, for the rental of 78 Mount Ephraim, a self-contained office building. The lease has an annual rental of £87,500, being the market rate on an arm's length basis, and expires on 26 September 2027. The total cash outflow for leases in 2023 was £87,500.



**JARVIS SECURITIES PLC**  
NOTES TO THE FINANCIAL STATEMENTS (CONTINUED)

**14. Investments held for trading**

	Group		Company	
	2023	2022	2023	2022
	£	£	£	£
<b>Listed Investments:</b>				
<i>Valuation:</i>				
At 1 January	8,769	1,958	-	-
Additions	57,933	2,797,363	-	-
Disposals	(54,736)	(2,790,552)	-	-
As at 31 December	<u>11,966</u>	<u>8,769</u>	<u>-</u>	<u>-</u>

Listed investments held for trading are stated at their market value at 31 December 2023 and are considered to be level one assets in accordance with IFRS 13. The group does not undertake any principal trading activity.

**15. Cash and cash equivalents**

	Group		Company	
	2023	2022	2023	2022
	£	£	£	£
Balance at bank and in hand – group/company	5,169,380	5,499,464	1,406,811	1,925,466
Cash held for settlement of market transactions	344,695	(1,220,727)	-	-
	<u>5,514,075</u>	<u>4,278,737</u>	<u>1,406,811</u>	<u>1,925,466</u>

In addition to the balances shown above the group has segregated deposit and current accounts held in accordance with the client money rules of the Financial Conduct Authority. The group also has segregated deposits and current accounts on behalf of model B customers of £376,394 (2022 : £1,088,375) not governed by client money rules therefore they are also not included in the statement of financial position of the group. This treatment is appropriate as the business is a going concern however, were an administrator appointed, these balances would be considered assets of the business.

**16. Share capital**

	2023	2022
<b>Authorised:</b>	<u>160,000</u>	<u>160,000</u>
64,000,000 Ordinary shares of 0.25p each	<u>160,000</u>	<u>160,000</u>
	2023	2022
	£	£
At 1 January 2023 and 2022	<u>111,828</u>	<u>111,828</u>
<b>Allotted, issued and fully paid:</b>		
44,731,000 (2022: 44,731,000) Ordinary shares of 0.25p each	<u>111,828</u>	<u>111,828</u>

The company has one class of ordinary shares which carry no right to fixed income.

**JARVIS SECURITIES PLC**  
NOTES TO THE FINANCIAL STATEMENTS (CONTINUED)

17. Trade and other payables	Group		Company	
	2023	2022	2023	2022
<i>Amounts falling due within one year:</i>	£	£	£	£
Trade payables	461,328	231,920	8,829	13,586
Settlement payables	1,126,083	1,219,465	-	-
Amount owed to group undertaking	-	-	482,067	1,549,300
Other taxes and social security	-	125,646	-	-
Other payables	627,239	808,027	-	-
Accruals	327,040	354,272	51,100	53,100
<b>Trade and other payables</b>	<b>2,541,690</b>	<b>2,739,330</b>	<b>541,996</b>	<b>1,615,986</b>
Lease liabilities	73,997	70,410	73,997	70,410
Income tax	493,611	543,508	493,611	516,133
<b>Total liabilities</b>	<b>3,109,298</b>	<b>3,353,248</b>	<b>1,109,604</b>	<b>2,202,529</b>

Settlement payables are short term payable amounts arising as a result of settlement of trades in an agency capacity. Trade payables and other taxes and social security are all paid at the beginning of the month after the invoice was received or the liability created.

**18. Dividends**

	2023	2022
	£	£
Interim dividends paid on Ordinary 1p shares	3,913,962	5,144,065
Dividend per Ordinary 1p share	8.75	11.5

Please refer to the directors' report for dividends declared post year end.

**19. Financial Instruments**

The group's principal financial instruments comprise cash and various items such as trade receivables, trade payables etc. that arise directly from operations. The main purpose of these financial instruments is the funding of the group's trading activities. Cash and cash equivalents and trade and other receivables are categorised as held at amortised cost, and trade and other payables are classified as held at amortised cost. Other than investments held for trading all financial assets and liabilities are held at amortised cost and their carrying value approximates to their fair value.

The main financial asset of the group is cash and cash equivalents which is denominated in Sterling and which is detailed in note 15. The group operates a low risk investment policy and surplus funds are placed on deposit with at least A rated banks or equivalent at floating interest rates.

The group also holds investments in equities, treasury shares and property.

**20. Immediate and ultimate parent undertaking**

There is no immediate or ultimate controlling party.



# JARVIS SECURITIES PLC

## NOTES TO THE FINANCIAL STATEMENTS (CONTINUED)

---

### 21. Related party transactions

The company has a lease with Sion Properties Limited, a company controlled by a director of the company, for the rental of 78 Mount Ephraim, a self-contained office building. The lease has an annual rental of £87,500. Full details of this lease are disclosed in Note 13.

During the year Jarvis Investment Management Limited paid Jarvis Securities Plc £18,000 (2022: £12,500) for rental of a disaster recovery site.

Jarvis Securities plc owed Jarvis Investment Management Limited £482,067 (2022: £1,549,300) at year end.

During the year, directors, key staff and other related parties by virtue of control carried out share dealing transactions in the normal course of business. Commissions for such transactions are charged at various discounted rates. The impact of these transactions does not materially or significantly affect the financial position or performance of the company. At 31 December 2023, these same related parties had cash balances of £44,738 (2022: £810,742). No interest was earned during the year (2022: £0). In addition to cash balances other equity assets of £4,151,917 (2022: £30,479,543) were held by JIM Nominees Ltd as custodian.

During the year Jarvis Securities Plc charged £7,365,165 (2022: £4,871,178) to Jarvis Investment Management Limited for use of intellectual properties.

At the period end Directors directly held 11,125,620 shares in the company (2022: 11,203,924). A further 12,546,130 shares (2022: 12,547,330) shares were held by concert parties of the directors as defined by the City Code on Takeovers and Mergers.

### 22. Capital commitments

As of 31 December 2023, the company had no capital commitments (2022: nil).

### 23. Fair value estimation

The fair value of financial instruments traded in active markets is based on quoted market prices at the balance sheet date. The quoted market price used for financial assets held by the company is the current bid price. The carrying value less impairment provision of trade receivables and payables are assumed to approximate their fair values.

# JARVIS SECURITIES PLC

## NOTES TO THE FINANCIAL STATEMENTS (CONTINUED)

---

### 24. Financial risk management objectives and policies

The directors consider that their main risk management objective is to monitor and mitigate the key risks to the group, which are considered to be principally credit risk, compliance risk, liquidity risk and operational risk. Several high-level procedures are in place to enable all risks to be better controlled. These include detailed profit forecasts, cash flow forecasts, monthly management accounts and comparisons against forecast, regular meetings of the full board of directors, and more regular senior management meetings.

The group's main credit risk is exposure to the trading accounts of clients. This credit risk is controlled via the use of credit algorithms within the computer systems of the subsidiary. These credit limits prevent the processing of trades in excess of the available maximum permitted margin at 100% of the current portfolio value of a client.

A further credit risk exists in respect of trade receivables. The group's policy is to monitor trade and other receivables and avoid significant concentrations of credit risk. Aged receivables reports are reviewed regularly and significant items brought to the attention of senior management.

The compliance risk of the group is controlled through the use of robust policies, procedures, the segregation of tasks, internal reviews and systems controls. These processes are based upon the Rules and guidance notes of the Financial Conduct Authority and the London Stock Exchange and are overseen by the compliance officer together with the management team. In addition, regular compliance performance information is prepared, reviewed and distributed to management.

The group aims to fund any expansion plans mainly from existing cash balances without making use of bank loans or overdraft facilities. Financial risk is therefore mitigated by the maintenance of positive cash balances and by the regular review of the banks used by the group. Other risks, including operational, reputational and legal risks are under constant review at senior management level by the executive directors and senior managers at their regular meetings, and by the full board at their regular meetings.

The group derives a significant proportion of its revenue from interest earned on client cash deposits and does not have any borrowings. Hence, the directors do not consider the group to be materially exposed to interest rate risk in terms of the usual consideration of financing costs, but do note that there is a risk to earnings. Though the group has remained profitable during the past decade when the Bank of England base rate was at its lowest level since its foundation in 1694, this risk is monitored as a potential threat to the long term prospects of the group.

The capital structure of the group consists of issued share capital, reserves and retained earnings. Jarvis Investment Management Limited has an Internal Capital and Risk Assessment process ("ICARA"), as required by the Financial Conduct Authority ("FCA") for establishing the amount of regulatory capital to be held by that company. The ICARA gives consideration to both current and projected financial and capital positions. The ICARA is updated throughout the year to take account of any significant changes to business plans and any unexpected issues that may occur. The ICARA is discussed and approved at a board meeting of the subsidiary at least annually. Capital adequacy is monitored regularly by management. Jarvis Investment Management Limited uses the simplified approach to Credit Risk and the standardised approach for Operational Risk to calculate Pillar 1 requirements. Jarvis Investment Management Limited observed the FCA's regulatory requirements throughout the period. Information disclosure under Pillar 3 of the Capital Requirements Directive is available from the group's websites. Further information regarding regulatory capital is disclosed in the strategic report.

The group offers settlement of trades in sterling as well as various foreign currencies. The group does not hold any assets or liabilities other than in sterling and converts client currency on matching terms to settlement of trades realising any currency gain or loss immediately in the income statement. Consequently, the group has no foreign exchange risk.



**JARVIS SECURITIES PLC**  
**NOTES TO THE FINANCIAL STATEMENTS (CONTINUED)**

As of 31 December 2023, trade receivables of £275,691 (2022: £128,948) were past due and were impaired and partially provided for. The amount of the provision was £35,506 as at 31 December 2023 (2022: £57,828). The individually impaired receivables relate to clients who are in a loan position and who do not have adequate stock to cover these positions. The amount of the impairment is determined by clients' perceived willingness and ability to pay the debt, legal judgements obtained in respect of, charges secured on properties and payment plans in place and being adhered to. Where debts are determined to be irrecoverable, they are written off through the income and expenditure account. The group does not anticipate future write offs of uncollectable amounts will be significant as the group now imposes much more restrictive rules on clients who utilise extended settlement facilities.

	Group		Company	
	2023	2022	2023	2022
<i>Provision of impairment of receivables:</i>	£	£	£	£
At 1 January	57,828	143,524	-	-
Charge / (credit) for the year	(13,724)	(77,450)	-	-
Uncollectable amounts written off	(8,598)	(8,246)	-	-
At 31 December	<u>35,506</u>	<u>57,828</u>	<u>-</u>	<u>-</u>

# JARVIS SECURITIES PLC

---

## COMPANY INFORMATION

<b>DIRECTORS:</b>	Andrew J Grant - Chairman and Chief Executive Officer Kieran M Price – Finance Director Stephen M Middleton - Non Executive Director
<b>SECRETARY:</b>	Kieran M Price
<b>REGISTERED OFFICE:</b>	78 Mount Ephraim Royal Tunbridge Wells TN4 8BS
<b>REGISTERED NUMBER:</b>	5107012
<b>AUDITOR:</b>	Crowe U.K. LLP Riverside House 40-46 High Street Maidstone ME14 1JH
<b>CASS AUDITOR:</b>	Grant Thornton UK LLP 30 Finsbury Square London EC2P 2YU
<b>REGISTRAR:</b>	Share Registrars Ltd 17 West Street Farnham Surrey GU9 7DR
<b>PRINCIPAL BANKERS:</b>	NatWest 89 Mount Pleasant Road Tunbridge Wells Kent TN1 1QJ
<b>SOLICITORS:</b>	Cripps LLP 22 Mount Ephraim Tunbridge Wells TN4 8AS
<b>NOMINATED ADVISER:</b>	WH Ireland Limited 24 Martin Lane London EC4R 0DR
<b>WEBSITE:</b>	<a href="http://www.jarvissecurities.co.uk">www.jarvissecurities.co.uk</a>
<b>TRADING ADDRESS:</b>	78 Mount Ephraim Royal Tunbridge Wells TN4 8BS



# JARVIS SECURITIES PLC

---

## NOTICE AND ARRANGEMENTS FOR THE ANNUAL GENERAL MEETING

Notice is hereby given for the above meeting of the company.

The meeting is to be held on **Thursday 18<sup>th</sup> April 2024 at the registered office 78 Mount Ephraim, Royal Tunbridge Wells, TN4 8BS**. The Annual General Meeting will commence at **9:00 am**.

The Ordinary Resolutions to be considered are:

1. To approve financial statements for the year ended 31 December 2023.
2. To re-appoint Crowe U.K. LLP as auditors.

The Special Resolution to be considered is:

3. To renew the authority previously granted on 28 September 2005 allowing the company to repurchase its own shares for Treasury or cancellation up to a maximum level of 10% of the Ordinary shares in issue at that date (being 44,601,000 Ordinary 0.25p shares).

# JARVIS SECURITIES PLC

## FORM OF PROXY FOR USE AT THE ANNUAL GENERAL MEETING

I/We (block capitals, please).....

a member(s) of the above named Company hereby appoint the **chairman of the meeting**

as *my/our* proxy to vote for *me/us* on *my/our* behalf at the Annual General Meeting of the company to be held on **Thursday 18<sup>th</sup> April 2024 at 9.00 am** and at any adjournment thereof.

**Signature:** .....

**Dated:** .....

Please indicate with an 'X' in the spaces below how you wish your vote to be cast

		<b>For</b>	<b>Against</b>
Ordinary Resolution	To approve the financial statements for the year ended 31 December 2023		
Ordinary Resolution	To re-appoint Crowe U.K. LLP as auditor		
Special Resolution	To renew the authority for the company to repurchase its own shares for Treasury or cancellation in accordance with the terms of the Authority previously granted		

### NOTES

1. A Member may appoint a proxy of his/her own choice. If such an appointment is made, delete the words 'the Chairman of the meeting' and insert the name of the person appointed proxy in the space provided.
2. If this form is returned without any indication as to how the person appointed proxy shall vote, he/she will exercise his/her discretion as to how he/she votes or whether he/she abstains from voting.
3. To be valid, this form must be completed and deposited at the offices of the company not less than 48 hours before the time fixed for holding the meeting or adjourned meeting.