

This factsheet is as at 30 April 2020 unless otherwise specified.
Past performance is not a reliable indicator of future results.

Xtrackers II Global Inflation-Linked Bond UCITS ETF 5C

a sub fund of Xtrackers II

At a Glance

- Direct investment global inflation-linked bonds
- Investment grade bonds only
- Currency hedged share class(es) available
- EUR, USD, CHF and GBP hedged share class available

Fund information	
ISIN	LU0908508814
Share class currency	EUR
Fund Currency	EUR
Fund launch date	08 June 2007
Share class launch date	14 August 2013
Domicile	Luxembourg
Portfolio Methodology	Direct Replication
Sub-Portfolio Manager	DWS Investments UK Ltd
Investment Manager	DWS Investment GmbH
Custodian	State Street Bank International GmbH, Luxembourg Branch
All-in fee ¹	0.20% p.a.
Income treatment	Reinvestment
NAV per Share	EUR 23.84
Total Fund Assets	EUR 1.35 Billion
Total Shares Outstanding	7.59 Million
Reporting Fund	Yes
Annual security lending return ²	0.0034%

¹ Please see additional information / Glossary.

² Based on annual revenue from securities lending divided by average fund AuM over the past year or since the fund started securities lending (if less than one year ago)

Cumulative performance figures						
	1 Month	3 Months	6 Months	1 Year	3 Years	Annualised Volatility
Share Class	3.82%	0.04%	2.73%	7.88%	8.40%	7.29%
Index	3.87%	0.10%	2.85%	8.09%	8.99%	7.15%
Tracking Difference	-0.04%	-0.06%	-0.11%	-0.21%	-0.59%	-
Tracking Error	0.27%	0.17%	0.13%	0.20%	0.20%	-

Rolling performance figures						
	4/15 - 4/16	4/16 - 4/17	4/17 - 4/18	4/18 - 4/19	4/19 - 4/20	Since launch
Share Class	-3.03%	8.10%	-6.45%	7.42%	7.88%	5.40%
Index	-	-	-6.32%	7.63%	8.09%	-
Tracking Difference	-	-	-0.14%	-0.21%	-0.21%	-
Tracking Error	-	-	0.20%	0.21%	0.20%	-

Calendar year performance figures						
	YTD	2019	2018	2017	2016	2015
Share Class	3.61%	9.87%	0.61%	-4.74%	6.92%	5.52%
Index	3.71%	10.07%	0.82%	-	-	-
Tracking Difference	-0.09%	-0.21%	-0.21%	-	-	-
Tracking Error	0.15%	0.22%	0.20%	-	-	-

Listing and trading information						
Exchange	Bloomberg Ticker	Reuters RIC	Trading Currency	NSIN	Exchange Code (local)	Settlement
Xetra	XGIU GY	XGIU.DE	EUR	DBX0NN	XGIU	t+2
London Stock Exchange	XGIU LN	XGIU.L	GBp	BFRSXR9	XGIU	t+2
Italian Stock Exchange	XGIU IM	XGIU.MI	EUR	-	XGIU	t+2
BX Berne eXchange	XGIU BW	XGIU.BN	CHF	22072072	-	t+2

Bloomberg Barclays World Government Inflation-Linked Bond Index

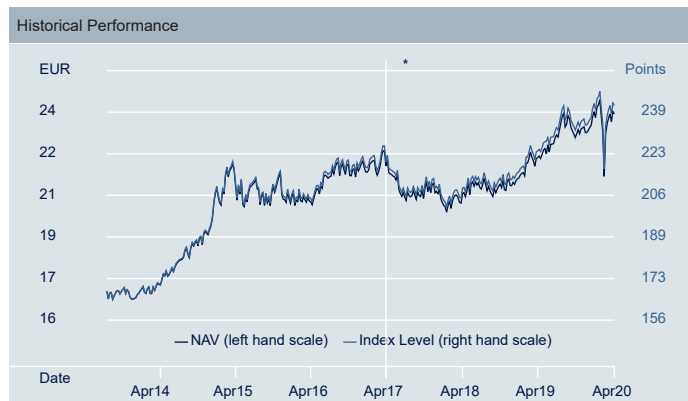
The Bloomberg Barclays World Government Inflation-linked Bond index aims to reflect the performance of the following market:

- Inflation-linked bonds issued by governments of developed countries
- Exposure across the whole yield curve (minimum time to maturity of 1 year)
- Investment grade bonds only
- Minimum issuer size of USD 2 billion (USD 4 billion for markets entering the index)

Additional information on the Index and the general methodology behind the Bloomberg Barclays indices can be found on Bloomberg Barclays index website (<https://www.bloombergindices.com/bloomberg-barclays-indices/>).

Key Risks

- The Fund is not guaranteed and your investment is at risk. The value of your investment may go down as well as up.
- Bonds are exposed to credit risk and interest rate risk. There is a risk that the bond issuer may be unable to pay interest or repay the bond principal, resulting in your investment suffering a loss. If interest rates rise, typically the value of the bond will fall, which could also affect the value of your investment.



Source: DWS, Index Provider

***Restructuring event(s): 24 April 2017 to date** Index: Bloomberg Barclays World Government Inflation-Linked Bond Index | Performance shown: ETF NAV (EUR) vs index (EUR).

14 August 2013 to 24 April 2017 Index: Markit iBoxx € Global Inflation-Linked All EUR Unhedged Index | Performance shown: ETF NAV (EUR) vs index (EUR)

Index performance, Tracking Error and Tracking Difference calculations are reset on 24 April 2017.

This factsheet is as at 30 April 2020 unless otherwise specified.
Past performance is not a reliable indicator of future results.

Top 10 ETF constituents		
Security	ISIN	Weight
United Kingdom Gilt Inflation Linked 11/55	GB00B0CNH209	1.62%
United Kingdom Gilt Inflation Linked 3/68	GB00BDX8CX86	1.55%
United Kingdom Gilt Inflation Linked 03/62	GB00B4PTCY75	1.52%
TMKR UNITED STATES TIPS WHEN ISSUED 5 YEAR BENCHMARK 0.250% 2023-04-15	US9128284H06	1.51%
United States Treasury Inflation Indexed Bond 1/26	US912828N712	1.49%
United States Treasury Inflation Indexed Bond 1/24	US912828B253	1.43%
United States Treasury Inflation Indexed Bond 4/21	US912828Q608	1.42%
United States Treasury Inflation Indexed Bond 7/25	US912828XL95	1.42%
United States Treasury Inflation Indexed Bond 4/22	US912828X398	1.41%
United States Treasury Inflation Indexed Bonds 7/23	US912828VM96	1.41%
ETF Fundamentals		
ETF Yield To Maturity	0.46%	
ETF Effective Duration	12.53	
ETF Modified Duration	12.53	
Number of Securities in the Fund	141	

Source: DWS

Index information	
Bloomberg Symbol	BCIW1R
Index Type	Total Return Gross
Index Base Currency	EUR
Index Rebalance Frequency	Monthly

Source: Index Provider

Additional share classes available				
Share Class	ISIN	Currency Hedged	Income	AuM
1C - EUR Hedged	LU0290357929	EUR	Reinvestment	EUR 704.37 mn
2C - USD Hedged	LU0641007009	USD	Reinvestment	EUR 43.73 mn
3D - GBP Hedged	LU0641007264	GBP	Distribution	EUR 186.47 mn
4D - CHF Hedged	LU0641007421	CHF	Distribution	EUR 67.19 mn
1D - EUR Hedged	LU0962078753	EUR	Distribution	EUR 162.28 mn

Further information on Xtrackers

DWS Investments UK Limited
Winchester House
1 Great Winchester Street
London EC2N 2DB
United Kingdom

Hotline: +44 (0)20 7547 1747
Website: www.Xtrackers.com
E-Mail: Xtrackers@dws.com

Additional information

A Glossary of Terms is available at Xtrackers.com.

ETF performance is shown on NAV basis, net of fees and index replication costs. Index performance is calculated on a total return basis. On restructuring event dates, index values are re-based to match the index level of the previous index. Volatility is calculated since launch of the share class.

Key Risk Factors

Investments in funds involve numerous risks including, among others, general market risks, credit risks, foreign exchange risks, interest rate risks and liquidity risks. As such, the value of an investment in an Xtrackers ETF may go down as well as up and can result in losses, up to and including a total loss of the amount initially invested.

Movements in exchange rates can impact the value of your investment. If the currency of your country of residence is different from the currency in which the underlying investments of the fund are made, the value of your investment may increase or decrease subject to movements in exchange rates.

Disclaimer

This document is intended for information purposes only and does not create any legally binding obligations on the part of DWS Group GmbH & Co. KGaA and/or its affiliates (DWS). This document has been prepared without consideration of the investment needs, objectives or financial circumstances of any investor. Without limitation, this document does not constitute an offer, an invitation to offer or a recommendation to enter into any transaction. Before making an investment decision, investors need to consider, with or without the assistance of an investment adviser, whether the investments and strategies described or provided by DWS are appropriate in light of their particular investment needs, objectives and financial circumstances. Information in this document has been obtained or derived from sources believed to be reliable and current. However, accuracy or completeness of the sources cannot be guaranteed. This document is not directed to, or intended for distribution to or use by, any person or entity who is a citizen or resident of or located in any locality, state, country or other jurisdiction, including the United States, where such distribution, publication, availability or use would be contrary to law or regulation or which would subject DWS to any registration or licensing requirement within such jurisdiction not currently met within such jurisdiction. Persons into whose possession this document may come are required to inform themselves of, and to observe, such restrictions. Xtrackers II is an undertaking for collective investment in transferable securities (UCITS) in accordance with the applicable laws and regulations and set up as open-ended investment company with variable capital and segregated liability amongst its respective compartments. Xtrackers II is incorporated in the Grand Duchy of Luxembourg, is registered with the Luxembourg Trade and Companies' Register under number B-124.284 and has its registered office at 49, avenue J.F. Kennedy, L-1855 Luxembourg. DWS Investment S.A. acts as the management company of Xtrackers II. Any investment decision in relation to a fund should be based solely on the latest version of the prospectus, the audited annual and, if more recent, un-audited semi-annual reports and the Key Investor Information Document (KIID), all of which are available in English upon request to DWS Investment S.A., 2, Boulevard Konrad Adenauer, L-1115 Luxembourg or on www.Xtrackers.com. **PAST PERFORMANCE IS NO GUARANTEE OF FUTURE RESULTS.**
© DWS Investments UK Limited, 2020. Authorised and regulated by the Financial Conduct Authority.

Index Disclaimer

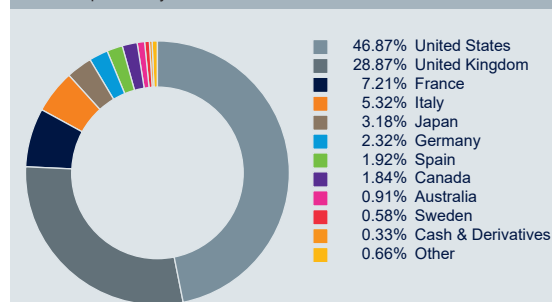
BLOOMBERG® is a trademark and service mark of Bloomberg Finance L.P. and its affiliates (collectively "Bloomberg"). BARCLAYS® is a trademark and service mark of Barclays Bank Plc (collectively with its affiliates, "Barclays"). Neither Bloomberg nor Barclays sponsors, issues or advises the Fund or guarantees the timeliness, accurateness or completeness of any data or information relating to the Bloomberg Barclays indices, and neither shall be liable in any way to investors in the Fund or other third parties in respect of the use or accuracy of the Bloomberg Barclays indices or any data included therein.

THINK ETF. THINK X.

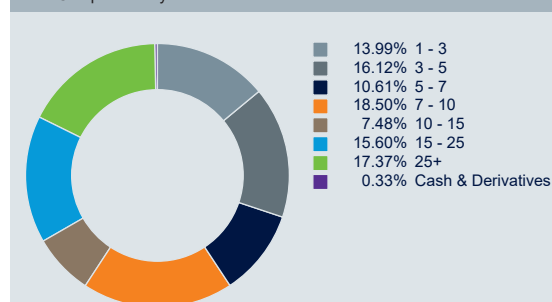
Global Inflation-Linked Bond UCITS ETF

Source: DWS; Moody's
Figures may not always add up to 100.00% due to rounding

ETF Composition by Countries



ETF Composition by Maturities



ETF Composition by Rating

