

This factsheet is as at 31 July 2020 unless otherwise specified.
Past performance is not a reliable indicator of future results.

Xtrackers MSCI World UCITS ETF 1C

a sub fund of Xtrackers (IE) Plc

At a Glance

- Direct investment in Global Equities
- Provides diversified exposure to large and mid-cap equities from the global developed equity market, with 85% market representation
- Covers over 20 developed market countries

MSCI World Index TRN Index

The MSCI World index aims to reflect the performance of the following market:

- Large and mid-cap companies from global developed markets
- Covers approximately 85% of free-float market capitalisation
- Weighted by free-float adjusted market capitalisation
- Reviewed on a quarterly basis

Additional information on the index, selection and weighting methodology is available at www.msci.com

Fund information	
ISIN	IE00BJ0KDQ92
Share class currency	USD
Fund Currency	USD
Fund launch date	22 July 2014
Share class launch date	22 July 2014
Domicile	Ireland
Portfolio Methodology	Direct Replication
Sub-Portfolio Manager	DWS Investments UK Ltd
Investment Manager	DWS Investment GmbH
Custodian	State Street Custodial Services (Ireland) Limited
All-in fee ¹	0.19% p.a.
Income treatment	Reinvestment
NAV per Share	USD 68.29
Total Fund Assets	USD 5.66 Billion
Total Shares Outstanding	68.89 Million
Reporting Fund	Yes
Annual security lending return ²	0.0183%

¹ Please see additional information / Glossary.

² Based on annual revenue from securities lending divided by average fund AuM over the past year or since the fund started securities lending (if less than one year ago)

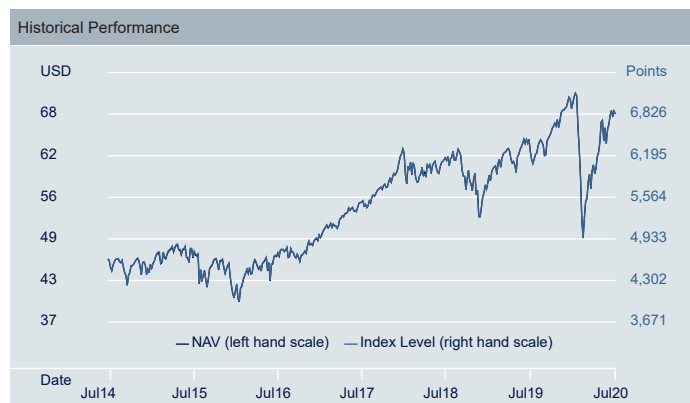
Key Risks

- The Fund is not guaranteed and your investment is at risk. The value of your investment may go down as well as up.
- The value of an investment in shares will depend on a number of factors including, but not limited to, market and economic conditions, sector, geographical region and political events.

Cumulative performance figures						
	1 Month	3 Months	6 Months	1 Year	3 Years	Annualised Volatility
Share Class	4.79%	12.78%	-0.57%	7.31%	24.60%	15.42%
Index	4.78%	12.75%	-0.66%	7.23%	24.31%	15.22%
Tracking Difference	0.00%	0.03%	0.08%	0.08%	0.29%	-
Tracking Error	0.03%	0.03%	0.08%	0.06%	0.05%	-

Rolling performance figures						
	7/15 - 7/16	7/16 - 7/17	7/17 - 7/18	7/18 - 7/19	7/19 - 7/20	Since launch
Share Class	-0.35%	16.25%	11.99%	3.68%	7.31%	6.70%
Index	-0.46%	16.12%	11.88%	3.62%	7.23%	6.68%
Tracking Difference	0.11%	0.13%	0.11%	0.06%	0.08%	0.02%
Tracking Error	0.13%	0.04%	0.04%	0.04%	0.06%	0.14%

Calendar year performance figures						
	YTD	2019	2018	2017	2016	2015
Share Class	-1.19%	28.63%	-9.43%	22.72%	7.61%	-0.99%
Index	-1.26%	28.57%	-9.50%	22.60%	7.51%	-0.87%
Tracking Difference	0.07%	0.05%	0.07%	0.12%	0.10%	-0.12%
Tracking Error	0.07%	0.04%	0.04%	0.04%	0.10%	0.21%



Source: DWS, Index Provider

Listing and trading information						
Exchange	Bloomberg Ticker	Reuters RIC	Trading Currency	NSIN	Exchange Code (local)	Settlement
Xetra	XDWD GY	XDWD.DE	EUR	A1XB5U	XDWD	t+2
Chicago Board Options Exchange Europe	XDWDX IX	XDWDx.CHI	SEK	BJCWJ76	XDWD	t+2
London Stock Exchange	XWLD LN	XWLD.L	GBp	BP410F8	XWLD	t+2
SIX Swiss Exchange	XDWD SW	XDWD.S	USD	24869934	XDWD	t+2
London Stock Exchange	XDWD LN	XDWD.L	USD	BJ0KDQ9	XDWD	t+2
Italian Stock Exchange	XDWD IM	XDWD.MI	EUR	-	XDWD	t+2

THINK ETF. THINK X.

This factsheet is as at 31 July 2020 unless otherwise specified.
Past performance is not a reliable indicator of future results.

Top 10 ETF constituents		
Issuer	ISIN	Weight
APPLE ORD	US0378331005	4.24%
MICROSOFT-T ORD	US5949181045	3.38%
AMAZON.COM INC ORD	US0231351067	3.06%
FACEBOOK CL A ORD	US30303M1027	1.39%
Alphabet Inc	US02079K1079	1.04%
Alphabet Inc A	US02079K3059	1.02%
JOHNSON&JOHNSON ORD	US4781601046	0.88%
NESTLE SA ORD	CH0038863350	0.80%
VISA INCORPORATION ORD	US92826C8394	0.74%
PROCTERGAMBLE ORD	US7427181091	0.74%
ETF Fundamentals		
ETF PE Ratio (Forward)	22.62	
ETF PE Ratio (Trailing)	22.78	
Number of Securities in the Fund	1,609	

Source: DWS

Index information	
Bloomberg Symbol	NDDUWI
Index Type	Total Return Net
Index Base Currency	USD
Index Rebalance Frequency	Quarterly

Source: Index Provider

Additional share classes available				
Share Class	ISIN	Currency Hedged	Income	AuM
1D	IE00BK1PV551	-	Distribution	USD 882.93 mn
2D - GBP Hedged	IE00BZ1BS790	GBP	Distribution	USD 73.98 mn

Further information on Xtrackers

DWS Investments UK Limited
Winchester House
1 Great Winchester Street
London EC2N 2DB
United Kingdom

Hotline: +44 (0)20 7547 1747
Website: www.Xtrackers.com
E-Mail: Xtrackers@dws.com

Additional Information

A Glossary of Terms is available at Xtrackers.com.

ETF performance is shown on NAV basis, net of fees and index replication costs. Index performance is calculated on a total return basis. Volatility is calculated since launch of the share class.

Key Risk Factors

Investments in funds involve numerous risks including, among others, general market risks, credit risks, foreign exchange risks, interest rate risks and liquidity risks. As such, the value of an investment in an Xtrackers ETF may go down as well as up and can result in losses, up to and including a total loss of the amount initially invested.

Movements in exchange rates can impact the value of your investment. If the currency of your country of residence is different from the currency in which the underlying investments of the fund are made, the value of your investment may increase or decrease subject to movements in exchange rates.

Disclaimer

This document is intended for information purposes only and does not create any legally binding obligations on the part of DWS Group GmbH & Co. KGaA and/or its affiliates (DWS). This document has been prepared without consideration of the investment needs, objectives or financial circumstances of any investor. Without limitation, this document does not constitute an offer, an invitation to offer or a recommendation to enter into any transaction. Before making an investment decision, investors need to consider, with or without the assistance of an investment adviser, whether the investments and strategies described or provided by DWS are appropriate in light of their particular investment needs, objectives and financial circumstances. Information in this document has been obtained or derived from sources believed to be reliable and current. However, accuracy or completeness of the sources cannot be guaranteed. This document is not directed to, or intended for distribution to or use by, any person or entity who is a citizen or resident of or located in any locality, state, country or other jurisdiction, including the United States, where such distribution, publication, availability or use would be contrary to law or regulation or which would subject DWS to any registration or licensing requirement within such jurisdiction not currently met within such jurisdiction. Persons into whose possession this document may come are required to inform themselves of, and to observe, such restrictions. Xtrackers (IE) plc is an undertaking for collective investment in transferable securities (UCITS) in accordance with the applicable laws and regulations and set up as open-ended investment company with variable capital and segregated liability amongst its respective compartments. Xtrackers (IE) plc is incorporated in Ireland with registered number 393802 and has its registered office at 78 Sir John Rogerson's Quay, Dublin 2, Ireland. DWS Investment S.A. acts as the management company of Xtrackers (IE) plc. Any investment decision in relation to a fund should be based solely on the latest version of the prospectus, the audited annual and, if more recent, un-audited semi-annual reports and the Key Investor Information Document (KIID), all of which are available in English upon request to DWS Investment S.A., 2, Boulevard Konrad Adenauer, L-1115 Luxembourg or on www.Xtrackers.com. **PAST PERFORMANCE IS NO GUARANTEE OF FUTURE RESULTS.**

© DWS Investments UK Limited, 2020. Authorised and regulated by the Financial Conduct Authority.

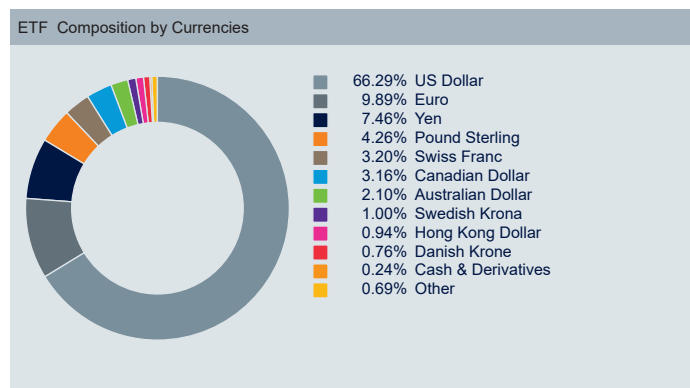
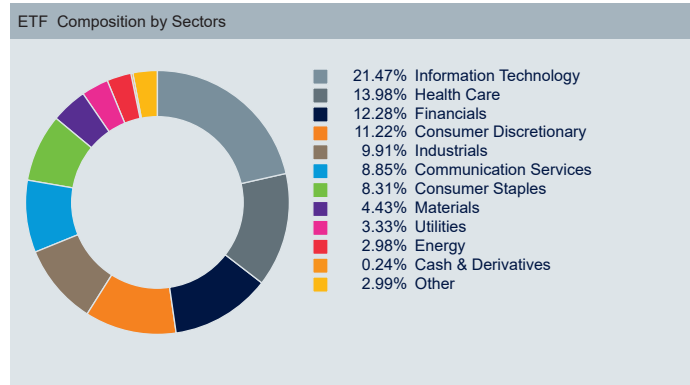
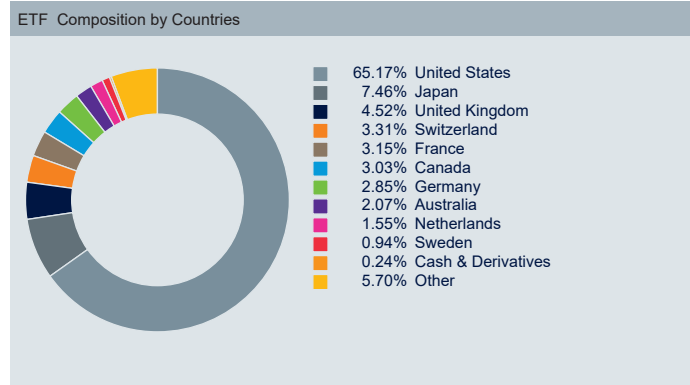
Index Disclaimer

The funds or securities referred to herein are not sponsored, endorsed, or promoted by MSCI, and MSCI bears no liability with respect to any such funds or securities or any index on which such funds or securities are based. The Prospectus of Xtrackers MSCI World UCITS ETF contains a more detailed description of the limited relationship MSCI has with Xtrackers and any related funds.

MSCI World UCITS ETF

Source: DWS

Figures may not always add up to 100.00% due to rounding



THINK ETF. THINK X.