

This factsheet is as at 30 June 2020 unless otherwise specified.
Past performance is not a reliable indicator of future results.

Xtrackers Stoxx Europe 600 Industrial Goods Swap UCITS ETF 1C

a sub fund of Xtrackers

At a Glance

- Exposure to European equities
- Provides diversified exposure to European equities that are constituent members of the Stoxx Europe 600 Index and part of the Industrial Goods Sector
- Sector Specific Exposure

STOXX® 600 Industrial Goods Index

The Stoxx Europe 600 Industrial Goods index aims to reflect the performance of the following market:

- Large, mid and small-cap companies from Developed European countries classified by ICB as members of the Industrial Goods sector
- Subset of the 600 largest and most liquid companies in Developed Europe
- Weighted by free-float adjusted market capitalisation
- Quarterly index review, largest component is capped at 30%, second largest at 15%

Additional information on the index, selection and weighting methodology is available at www.stoxx.com

Fund information	
ISIN	LU0292106084
Share class currency	EUR
Fund Currency	EUR
Fund launch date	03 July 2007
Domicile	Luxembourg
Portfolio Methodology	Substitute Basket + Swap
Sub-Portfolio Manager	DWS Investments UK Ltd
Investment Manager	DWS Investments UK Ltd
Custodian	State Street Bank International GmbH, Luxembourg Branch
All-in fee ¹	0.30% p.a.
Income treatment	Reinvestment
Active swap counterparties	Barclays Bank PLC, J.P. Morgan Securities plc
NAV per Share	EUR 95.58
Total Fund Assets	EUR 22.75 Million
Total Shares Outstanding	237,984.00
Reporting Fund	Yes

¹ Please see additional information / Glossary.

Key Risks

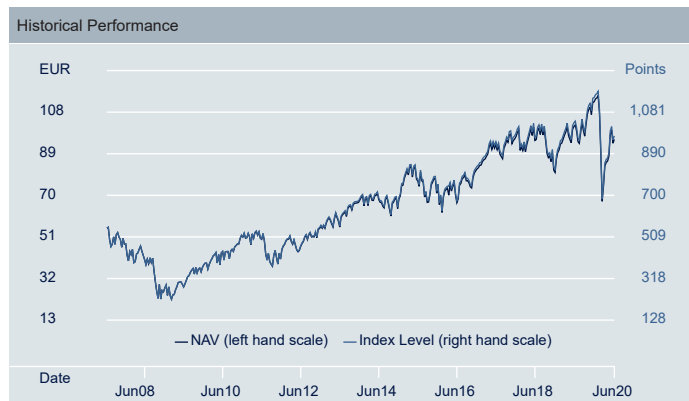
- The Fund is not guaranteed and your investment is at risk. The value of your investment may go down as well as up.
- The value of an investment in shares will depend on a number of factors including, but not limited to, market and economic conditions, sector, geographical region and political events.
- The Fund is exposed to market movements in a single country or region which may be adversely affected by political or economic developments, government action or natural events that do not affect a fund investing in broader markets.
- The Fund has a focus on a single or narrow range of industry, sector or types of companies and performance may not reflect a rise in broader markets.
- The Fund will enter into a derivative with a counterparty (initially Deutsche Bank). If the counterparty fails to make payments (for example, it becomes insolvent) this may result in your investment suffering a loss.

Cumulative performance figures						
	1 Month	3 Months	6 Months	1 Year	3 Years	Annualised Volatility
Share Class	4.53%	20.54%	-14.08%	-5.12%	5.70%	23.58%
Index	4.53%	20.53%	-14.12%	-5.14%	5.85%	23.28%
Tracking Difference	-0.00%	0.01%	0.04%	0.02%	-0.14%	-
Tracking Error	0.02%	0.03%	0.03%	0.03%	0.02%	-

Rolling performance figures						
	6/15 - 6/16	6/16 - 6/17	6/17 - 6/18	6/18 - 6/19	6/19 - 6/20	Since launch
Share Class	-6.90%	27.05%	6.91%	4.21%	-5.12%	4.44%
Index	-6.72%	27.24%	7.01%	4.28%	-5.14%	4.57%
Tracking Difference	-0.18%	-0.20%	-0.09%	-0.07%	0.02%	-0.23%
Tracking Error	0.02%	0.02%	0.02%	0.02%	0.03%	0.07%

Calendar year performance figures						
	YTD	2019	2018	2017	2016	2015
Share Class	-14.08%	35.62%	-13.84%	17.14%	10.84%	7.87%
Index	-14.12%	35.70%	-13.78%	17.26%	11.06%	7.94%
Tracking Difference	0.04%	-0.08%	-0.06%	-0.12%	-0.22%	-0.07%
Tracking Error	0.03%	0.02%	0.02%	0.02%	0.02%	0.04%

Listing and trading information						
Exchange	Bloomberg Ticker	Reuters RIC	Trading Currency	NSIN	Exchange Code (local)	Settlement
Xetra	XSNR GY	XSNR.DE	EUR	DBX1F0	DXSL	t+2
London Stock Exchange	XSNR LN	XSNR.L	Gbp	B39DXT0	XSNR	t+2
Stuttgart Stock Exchange	XSNR GS	XSNR.SG	EUR	DBX1F0	DXSL	t+2



Source: DWS, Index Provider

This factsheet is as at 30 June 2020 unless otherwise specified.
Past performance is not a reliable indicator of future results.

Top 10 index constituents		
Issuer	ISIN	Weight
SIEMENS ORD	DE0007236101	8.04%
SCHNEIDER ELECTRIC SE	FR0000121972	5.82%
AIRBUS SE	NL0000235190	4.71%
SAFRAN ORD	FR0000073272	4.03%
ABB ORD	CH0012221716	3.74%
DEUTSCHE POST ORD	DE0005552004	3.23%
EXPERIAN ORD	GB00B19NLV48	3.22%
KONE ORD	FI0009013403	2.75%
Adyen N.V.	NL0012969182	2.70%
ATLAS COPCO SR A ORD	SE0011166610	2.62%

Index information	
Bloomberg Symbol	SXNR
Index Type	Total Return Net
Index Base Currency	EUR
Number of Index constituents	102
Dividend Yield	1.77%
Index PE Ratio (Trailing)	21.31
Index PE Ratio (Forward)	24.02
Index Rebalance Frequency	Quarterly

Source: Index Provider

Further information on Xtrackers

DWS Investments UK Limited
 Winchester House
 1 Great Winchester Street
 London EC2N 2DB
 United Kingdom

Hotline: +44 (0)20 7547 1747
 Website: www.Xtrackers.com
 E-Mail: Xtrackers@dws.com

Additional Information

A Glossary of Terms is available at Xtrackers.com.

ETF performance is shown on NAV basis, net of fees and index replication costs. Index performance is calculated on a total return basis. Volatility is calculated since launch of the share class.

Key Risk Factors

Investments in funds involve numerous risks including, among others, general market risks, credit risks, foreign exchange risks, interest rate risks and liquidity risks. As such, the value of an investment in an Xtrackers ETF may go down as well as up and can result in losses, up to and including a total loss of the amount initially invested.

Movements in exchange rates can impact the value of your investment. If the currency of your country of residence is different from the currency in which the underlying investments of the fund are made, the value of your investment may increase or decrease subject to movements in exchange rates.

Disclaimer

This document is intended for information purposes only and does not create any legally binding obligations on the part of DWS Group GmbH & Co. KGaA and/or its affiliates (DWS). This document has been prepared without consideration of the investment needs, objectives or financial circumstances of any investor. Without limitation, this document does not constitute an offer, an invitation to offer or a recommendation to enter into any transaction. Before making an investment decision, investors need to consider, with or without the assistance of an investment adviser, whether the investments and strategies described or provided by DWS are appropriate in light of their particular investment needs, objectives and financial circumstances. Information in this document has been obtained or derived from sources believed to be reliable and current. However, accuracy or completeness of the sources cannot be guaranteed. This document is not directed to, or intended for distribution to or use by, any person or entity who is a citizen or resident of or located in any locality, state, country or other jurisdiction, including the United States, where such distribution, publication, availability or use would be contrary to law or regulation or which would subject DWS to any registration or licensing requirement within such jurisdiction not currently met within such jurisdiction. Persons into whose possession this document may come are required to inform themselves of, and to observe, such restrictions. Xtrackers is an undertaking for collective investment in transferable securities (UCITS) in accordance with the applicable laws and regulations and set up as open-ended investment company with variable capital and segregated liability amongst its respective compartments. Xtrackers is incorporated in the Grand Duchy of Luxembourg, is registered with the Luxembourg Trade and Companies' Register under number B-119.899 and has its registered office at 49, avenue J.F. Kennedy, L-1855 Luxembourg. DWS Investment S.A. acts as the management company of Xtrackers. Any investment decision in relation to a fund should be based solely on the latest version of the prospectus, the audited annual and, if more recent, un-audited semi-annual reports and the Key Investor Information Document (KIID), all of which are available in English upon request to DWS Investment S.A., 2, Boulevard Konrad Adenauer, L-1115 Luxembourg or on www.Xtrackers.com. **PAST PERFORMANCE IS NO GUARANTEE OF FUTURE RESULTS.**
 © DWS Investments UK Limited, 2020. Authorised and regulated by the Financial Conduct Authority.

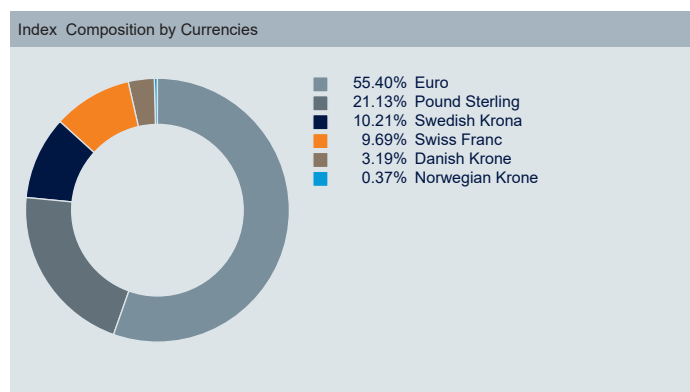
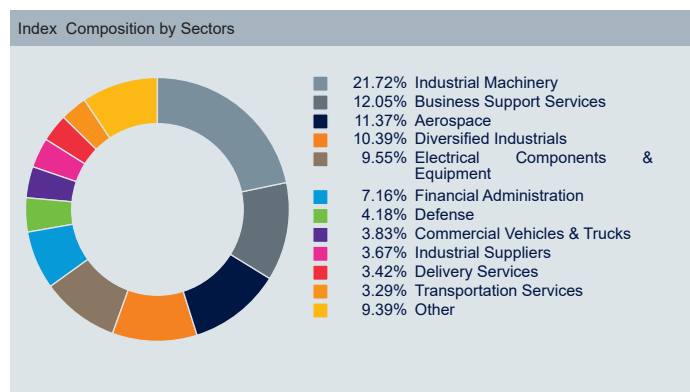
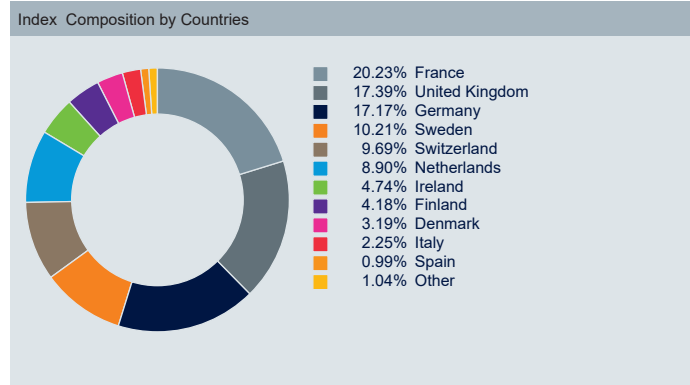
Index Disclaimer

STOXX® 600 Industrial Goods Index is a registered trademark of Deutsche Börse AG. This financial instrument is neither sponsored nor promoted, distributed or in any other manner supported by Deutsche Börse AG (the "Licensor"). Neither the publication of the Index by the Licensor nor the granting of a license regarding the Index as well as the Index Trademark for the utilization in connection with the financial instrument or other securities or financial products, which derived from the Index, represents a recommendation by the Licensor for a capital investment or contains in any manner a warranty or opinion by the Licensor with respect to the attractiveness on an investment in this product.

STOXX® 600 Industrial Goods Index

Source: Index provider as at 31 March 2020

Figures may not always add up to 100.00% due to rounding



THINK ETF. THINK X.