

This factsheet is as at 29 May 2020 unless otherwise specified.  
**Past performance is not a reliable indicator of future results.**

# Xtrackers Euro Stoxx Quality Dividend UCITS ETF 1D

a sub fund of Xtrackers

## At a Glance

- Direct investment in Eurozone Equities
- Provides diversified exposure to the 50 high quality blue chip stocks with high dividend payments and low volatility, in relation to their Eurozone home market
- Smart Beta Methodology

## Euro Stoxx® Quality Dividend 50 Index

The Euro Stoxx Quality Dividend 50 index aims to reflect the performance of the following market:

- Eurozone blue chip companies listed in EUR in Eurozone countries
- The 50 top quality, high dividend paying stocks with low volatilities from the Euro Stoxx Index
- Weighted by market capitalisation
- Semi-Annual index review, largest component is capped at 4%, max 15 stocks per ICB industry

Additional information on the index, selection and weighting methodology is available at [www.stoxx.com](http://www.stoxx.com)

Fund information	
ISIN	LU0292095535
Share class currency	EUR
Fund Currency	EUR
Fund launch date	01 June 2007
Domicile	Luxembourg
Portfolio Methodology	Direct Replication
Sub-Portfolio Manager	DWS Investments UK Ltd
Investment Manager	DWS Investment GmbH
Custodian	State Street Bank International GmbH, Luxembourg Branch
All-in fee <sup>1</sup>	0.30% p.a.
Income treatment	Distribution
NAV per Share	EUR 17.09
Total Fund Assets	EUR 158.24 Million
Total Shares Outstanding	9.26 Million
Reporting Fund	Yes
Annual security lending return <sup>2</sup>	0.0208%

<sup>1</sup> Please see additional information / Glossary.

<sup>2</sup> Based on annual revenue from securities lending divided by average fund AuM over the past year or since the fund started securities lending (if less than one year ago)

## Key Risks

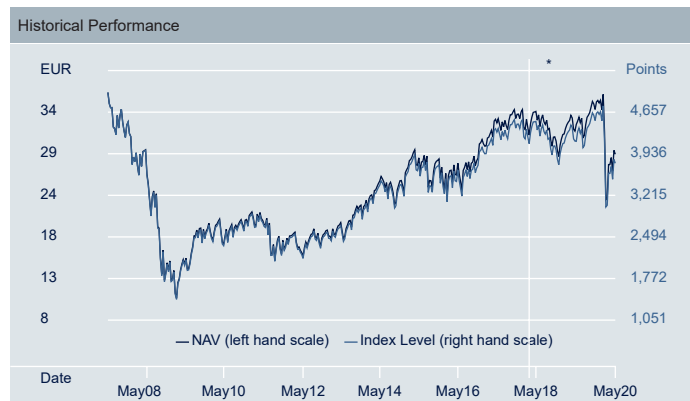
- The Fund is not guaranteed and your investment is at risk. The value of your investment may go down as well as up.
- The value of an investment in shares will depend on a number of factors including, but not limited to, market and economic conditions, sector, geographical region and political events.
- The Fund is exposed to market movements in a single country or region which may be adversely affected by political or economic developments, government action or natural events that do not affect a fund investing in broader markets.
- The Fund is exposed to less economically developed economies (known as frontier / pre-emerging markets) which involve much greater risks than well-developed economies and emerging markets. Political unrest, less government regulation, economic downturn and limited liquidity may be much more likely and could therefore affect the value of your investment.

Cumulative performance figures						
	1 Month	3 Months	6 Months	1 Year	3 Years	Annualised Volatility
Share Class	3.34%	-8.89%	-18.14%	-8.76%	-12.62%	22.85%
Index	3.30%	-8.83%	-18.06%	-8.77%	-	22.67%
Tracking Difference	0.03%	-0.06%	-0.08%	0.01%	-	-
Tracking Error	0.14%	0.29%	0.21%	0.18%	-	-

Rolling performance figures						
	5/15 - 5/16	5/16 - 5/17	5/17 - 5/18	5/18 - 5/19	5/19 - 5/20	Since launch
Share Class	-0.31%	19.96%	-0.34%	-3.90%	-8.76%	-1.84%
Index	-	-	-	-4.10%	-8.77%	-
Tracking Difference	-	-	-	0.20%	0.01%	-
Tracking Error	-	-	-	0.17%	0.18%	-

Calendar year performance figures						
	YTD	2019	2018	2017	2016	2015
Share Class	-18.34%	22.07%	-13.32%	9.96%	12.27%	8.68%
Index	-18.25%	21.58%	-	-	-	-
Tracking Difference	-0.09%	0.50%	-	-	-	-
Tracking Error	0.22%	0.18%	-	-	-	-

Listing and trading information						
Exchange	Bloomberg Ticker	Reuters RIC	Trading Currency	NSIN	Exchange Code (local)	Settlement
Xetra	XD3E GY	XD3E.DE	EUR	DBX1D3	DXSA	t+2
Chicago Board Options Exchange Europe	XD3EX IX	XD3EX.CHI	SEK	BJCJWJ65	XD3E	t+2
London Stock Exchange	XD3E LN	XD3E.L	GBp	B1WKZD2	XD3E	t+2
Stuttgart Stock Exchange	XD3E GS	XD3E.SG	EUR	DBX1D3	DXSA	t+2
Italian Stock Exchange	XD3E IM	XD3E.MI	EUR	-	XD3E	t+2
BX Berne eXchange	XDIE BW	XDIE.BN	CHF	3067379	XDIE	t+2



Source: DWS, Index Provider

**\*Restructuring event(s): 16 March 2018 to date** Index: Euro Stoxx® Quality Dividend 50 Index | Performance shown: ETF NAV (EUR) vs index (EUR).  
**01 June 2007 to 16 March 2018** Index: Euro STOXX® Select Dividend 30 Total Return Net Index | Performance shown: ETF NAV (EUR) vs index (EUR)

Index performance, Tracking Error and Tracking Difference calculations are reset on 16 March 2018.

THINK ETF. THINK X.

This factsheet is as at 29 May 2020 unless otherwise specified.  
**Past performance is not a reliable indicator of future results.**

Top 10 ETF constituents		
Issuer	ISIN	Weight
ENEL ORD	IT0003128367	5.01%
Vonovia SE	DE000A1ML7J1	4.85%
Koninklijke Philips NV	NL0000009538	4.72%
KONINKLIJKE AHOLD DELHAIZE NV ORD	NL0011794037	4.64%
DEUTSCHE POST ORD	DE0005552004	4.06%
UNILEVER OS	NL0000388619	4.05%
E.ON ORD	DE000ENAG999	3.95%
KONINKLIJKE DSM ORD	NL0000009827	3.86%
MUNICH RE ORD	DE0008430026	3.85%
BASF SE ORD	DE000BASF111	3.55%
ETF Fundamentals		
ETF PE Ratio (Forward)	13.62	
ETF PE Ratio (Trailing)	11.29	
Number of Securities in the Fund	49	

Source: DWS

Index information	
Bloomberg Symbol	SXQD50R
Index Type	Total Return Net
Index Base Currency	EUR
Index Rebalance Frequency	Quarterly

Source: Index Provider

#### Further information on Xtrackers

DWS Investments UK Limited  
Winchester House  
1 Great Winchester Street  
London EC2N 2DB  
United Kingdom

Hotline: +44 (0)20 7547 1747  
Website: [www.Xtrackers.com](http://www.Xtrackers.com)  
E-Mail: [Xtrackers@dws.com](mailto:Xtrackers@dws.com)

#### Additional Information

A Glossary of Terms is available at [Xtrackers.com](http://Xtrackers.com).

ETF performance is shown on NAV basis, net of fees and index replication costs. ETF performance includes reinvested dividends. Index performance is calculated on a total return basis. On restructuring event dates, index values are re-based to match the index level of the previous index. Volatility is calculated since launch of the share class.

#### Key Risk Factors

Investments in funds involve numerous risks including, among others, general market risks, credit risks, foreign exchange risks, interest rate risks and liquidity risks. As such, the value of an investment in an Xtrackers ETF may go down as well as up and can result in losses, up to and including a total loss of the amount initially invested.

Movements in exchange rates can impact the value of your investment. If the currency of your country of residence is different from the currency in which the underlying investments of the fund are made, the value of your investment may increase or decrease subject to movements in exchange rates.

#### Disclaimer

This document is intended for information purposes only and does not create any legally binding obligations on the part of DWS Group GmbH & Co. KGaA and/or its affiliates (DWS). This document has been prepared without consideration of the investment needs, objectives or financial circumstances of any investor. Without limitation, this document does not constitute an offer, an invitation to offer or a recommendation to enter into any transaction. Before making an investment decision, investors need to consider, with or without the assistance of an investment adviser, whether the investments and strategies described or provided by DWS are appropriate in light of their particular investment needs, objectives and financial circumstances. Information in this document has been obtained or derived from sources believed to be reliable and current. However, accuracy or completeness of the sources cannot be guaranteed. This document is not directed to, or intended for distribution to or use by, any person or entity who is a citizen or resident of or located in any locality, state, country or other jurisdiction, including the United States, where such distribution, publication, availability or use would be contrary to law or regulation or which would subject DWS to any registration or licensing requirement within such jurisdiction not currently met within such jurisdiction. Persons into whose possession this document may come are required to inform themselves of, and to observe, such restrictions. Xtrackers is an undertaking for collective investment in transferable securities (UCITS) in accordance with the applicable laws and regulations and set up as open-ended investment company with variable capital and segregated liability amongst its respective compartments. Xtrackers is incorporated in the Grand Duchy of Luxembourg, is registered with the Luxembourg Trade and Companies' Register under number B-119.899 and has its registered office at 49, avenue J.F. Kennedy, L-1855 Luxembourg. DWS Investment S.A. acts as the management company of Xtrackers. Any investment decision in relation to a fund should be based solely on the latest version of the prospectus, the audited annual and, if more recent, un-audited semi-annual reports and the Key Investor Information Document (KIID), all of which are available in English upon request to DWS Investment S.A., 2, Boulevard Konrad Adenauer, L-1115 Luxembourg or on [www.Xtrackers.com](http://www.Xtrackers.com). **PAST PERFORMANCE IS NO GUARANTEE OF FUTURE RESULTS.**  
© DWS Investments UK Limited, 2020. Authorised and regulated by the Financial Conduct Authority.

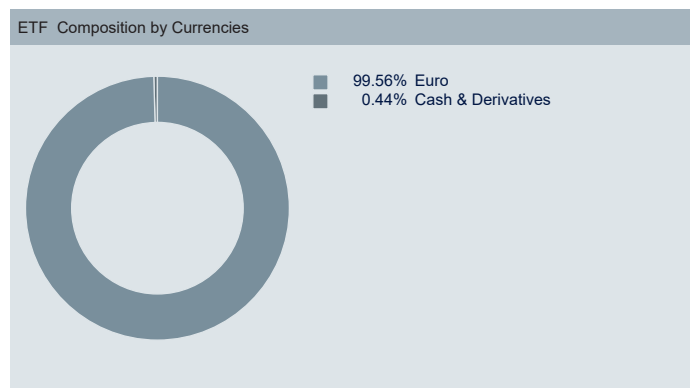
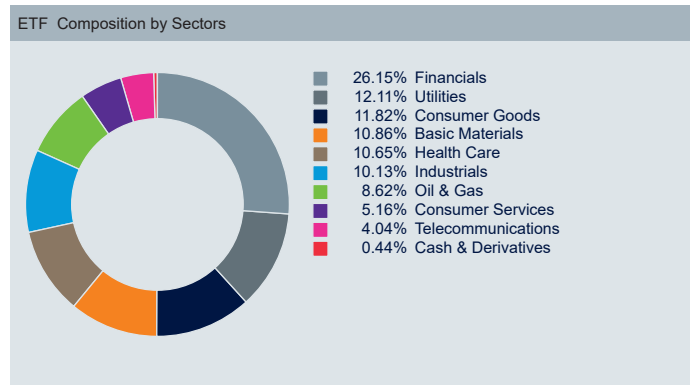
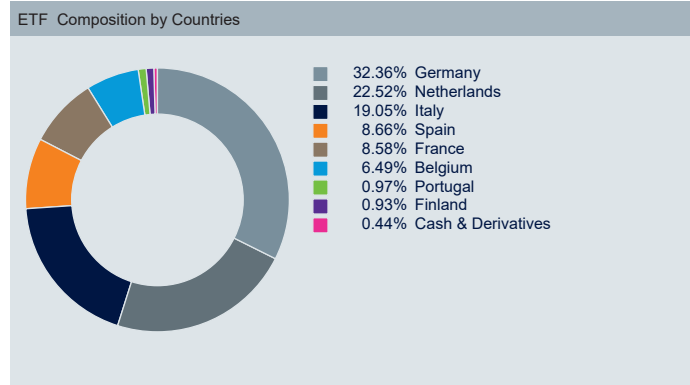
#### Index Disclaimer

Euro Stoxx® Quality Dividend 50 Index is a registered trademark of Deutsche Börse AG. This financial instrument is neither sponsored nor promoted, distributed or in any other manner supported by Deutsche Börse AG (the "Licensor"). Neither the publication of the Index by the Licensor nor the granting of a license regarding the Index as well as the Index Trademark for the utilization in connection with the financial instrument or other securities or financial products, which derived from the Index, represents a recommendation by the Licensor for a capital investment or contains in any manner a warranty or opinion by the Licensor with respect to the attractiveness on an investment in this product.

#### Euro Stoxx Quality Dividend UCITS ETF

Source: DWS

Figures may not always add up to 100.00% due to rounding



THINK ETF. THINK X.