



abrdn Private Equity Opportunities Trust plc

Providing access to a diversified portfolio of private equity investments

Performance Data and Analytics to 29 February 2024

Acquisition of abrdn Private Equity

On 16 October 2023, abrdn plc announced the conditional sale of its European-headquartered Private Equity business ("abrdn Private Equity") to Patria Investments Limited ("Patria"). The sale includes abrdn Capital Partners LLP, the Investment Manager of abrdn Private Equity Opportunities Trust plc ("APEO"). APEO's Board has been discussing the proposed transaction with abrdn, the investment team and with Patria and has received assurances that the investment management team will remain unchanged should the transaction proceed. More information can be found by visiting www.abrdnpeot.co.uk.

Investment objective

To achieve long term total returns through holding a diversified portfolio of private equity funds and direct investments into private companies alongside private equity managers ("co-investments"), a majority of which will have a European focus.

Our Strategy

The Trust provides investors access to a diversified portfolio of leading private companies. We do this by partnering with some of the best private equity managers to build an appropriately diversified portfolio by country, industry sector, maturity and number of underlying investments.

Benchmark

FTSE All-Share Index

Performance (%)

Annual Total Return	6 months	1 year	3 years	5 years	10 years	Since inception
Share Price	24.2	13.4	40.0	78.5	262.7	728.0
NAV	2.1	4.7	60.7	111.8	286.5	997.6
FTSE All-Share Index	3.9	0.6	25.2	27.7	63.0	227.1

Discrete performance (%)

	29/02/24	28/02/23	28/02/22	28/02/21	29/02/20
Share Price	13.4	(1.6)	25.5	31.1	(2.8)
NAV	4.7	11.1	38.1	17.5	12.2
FTSE All-Share Index	0.6	7.3	16.0	3.5	(1.4)

Past performance is not a guide to future results.

^A For the month of February 2024.

^B Co-investment position. The name of the underlying co-investment which is indirectly held by the Company has been included within the bracketed text.

Morningstar Rating™



^B Morningstar Rating™ for Funds

Morningstar rates funds from one to five stars based on how well they've performed (after adjusting for risk and accounting for all sales charges) in comparison to similar funds.

Highlights

Net assets	£1,173.1 million
Net Asset Value	764.8p per ordinary share
Yield	3.1%
Market cap	£801.0 million
Share price	521.0 p
Distributions ^A	£4.1 million
Drawdowns ^A	£6.8 million
Discount to Net Asset Value	(31.9)%

Largest 10 Funds (% of NAV)

Fund	Fund Size	NAV (%)
3i2020 Co-investment	£2.5bn	6.2
Advent International Global Private Equity VIII	£13.0bn	4.5
CVC Capital Partners VII	£16.4bn	3.9
Altor Fund IV	£2.1bn	3.3
Nordic Capital Fund IX	£4.3bn	3.2
Exponent Private Equity Partners III, LP.	£1.0bn	3.1
IK Fund VIII	£1.9bn	3.0
Structured Solutions IV Primary Holdings	£125mn	2.8
Bridgepoint Europe VI	£5.8bn	2.6
Sixth Cinvn Fund	£7.0bn	2.5
Total		35.1

Figures as at 31 March 2023.

All sources (unless indicated): abrdn: 29 February 2024.

abrdn.com/trusts



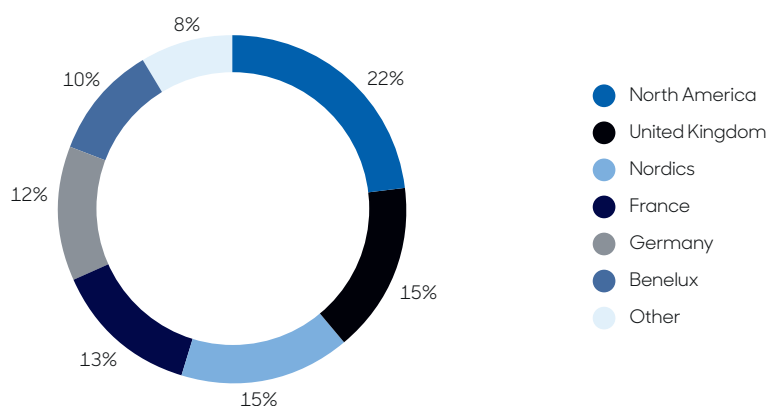
abrdn Private Equity Opportunities Trust plc

1 year Premium/(Discount) Chart (%)

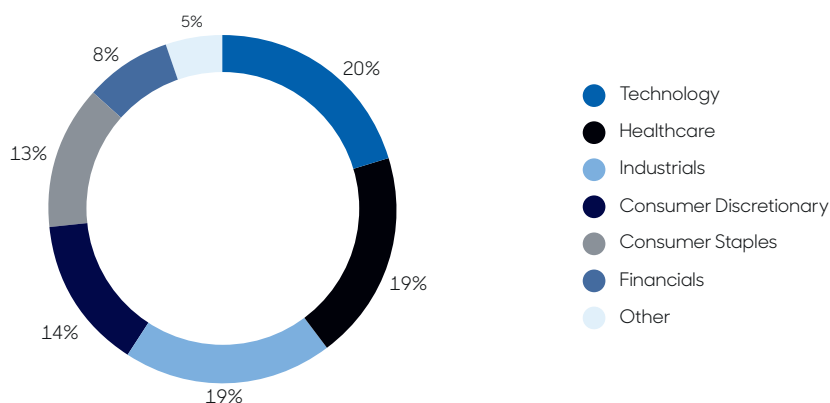


Portfolio Diversification

Geography



Sector



Figures as at 31 March 2023.

Largest 10 Underlying Private Companies (% of NAV)

Company	Sector	NAV (%)
Action	Consumer staples	5.6
ACT	Industrials	1.6
ACCESS	Information technology	1.5
Namsa	Healthcare	1.3
European Camping Group	Consumer staples	1.2
Uvesco	Consumer staples	1.2
Froneri	Consumer staples	1.1
CFC	Industrials	1.1
Trioplast	Industrials	1.0
CDL Nuclear Technologies	Healthcare	1.0
Total		16.6

Figures as at 31 March 2023.

Balance Sheet & Credit Facility

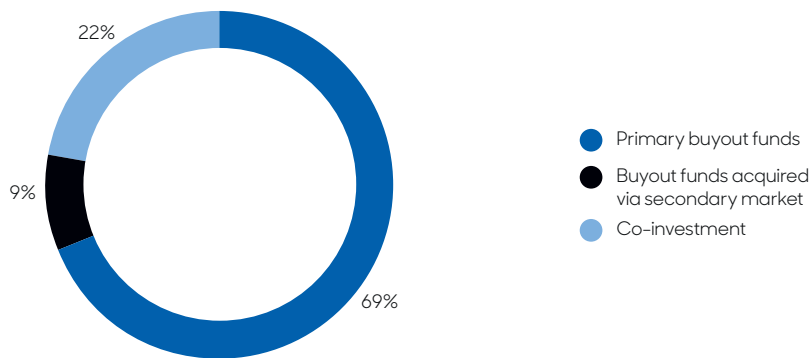
Undrawn credit facility	£188.8 million
Cash balance	£14.5 million
Outstanding commitments	£673.2 million

Key information

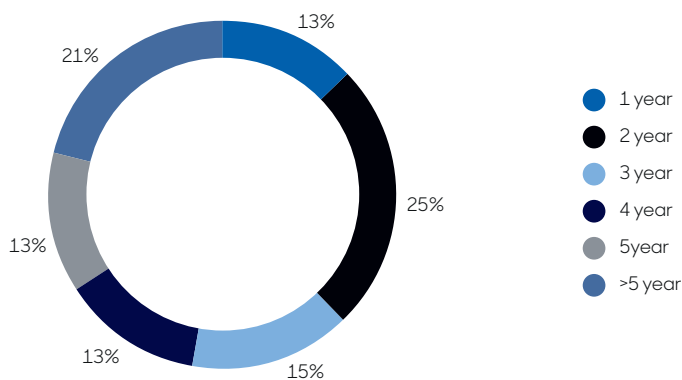
Fund Manager	Alan Gauld
Fund Launch Date	29 May 2001
Annual Management Charge	0.95% of net assets
Fund Type	Closed end investment company
No. of Shares	153.7m
Year End	30 September
Accounts Published	January
Annual General Meeting	March
Valuation Points	31 March, 30 June, 30 September, 31 December
Dividend Paid	January, April, July, October
Domicile	UK
Base Currency	GBP

abr dn Private Equity Opportunities Trust plc

Type of Fund



Maturity



Figures as at 31 March 2023.

Trading details

Reuters/Epic/Bloomberg code	APEO
Sedol	3047468
ISIN	GB0030474687
Exchange	LSE



Factsheet

Receive the factsheet by email as soon as it is available by registering at www.abr dn.com/trustupdates www.abr dnpeot.co.uk



Contact

Private investors
trusts@abr dn.com

Institutional Investors
InvestmentTrustInvestorRelations-UK@abr dn.com

Ben Heatley
Head of Closed End Fund Sales
Ben.Heatley@abr dn.com

The risks outlined overleaf relating to gearing and exchange rate movements are particularly relevant to this investment company but should be read in conjunction with all warnings and comments given.
Important information overleaf

Important information

abrdn Private Equity Opportunities Trust plc is an investment company managed by abrdn Capital Partners LLP, the ordinary shares of which are admitted to listing by the UK Listing Authority, to trading on the Stock Exchange, and which seeks to conduct its affairs so as to qualify as an investment trust under sections 1158-1165 of the Corporation Tax Act 2010. The Board of abrdn Private Equity Opportunities Trust plc is independent of abrdn plc.

Valuation Methodology

Unquoted investments are stated at the directors' estimate of fair value and follow the recommendations of EVCA and BVCA. The estimate of fair value is normally the latest valuation placed on an investment by its manager at the balance sheet date. The valuation policies used by the manager in undertaking that valuation will generally be in line with the joint publication from EVCA and BVCA, 'International Private Equity and Venture Capital Valuation guidelines'. Where formal valuations are not completed at the balance sheet date, the last available valuation from the manager is adjusted for any subsequent cashflows occurring between the valuation date and the balance sheet date. The Company's Manager may further adjust such valuations to reflect any changes in circumstances from the last manager's formal valuation date to arrive at the estimate of fair value. The Company intends to release regular estimated NAV updates around ten business days after each month end, while continuing to issue quarterly updates.

Other Information

*abrdn means the relevant member of the abrdn group, being abrdn plc together with its subsidiaries, subsidiary undertakings and associated companies (whether direct or indirect) from time to time. "FTSE@", "FT-SE@", "Footsie@", ["FTSE4Good@" and "techMARK"] are trademarks jointly owned by the London Stock Exchange plc and The Financial Times Limited and are used by FTSE International Limited ("FTSE") under licence. ["All-World@", "All-Share@" and "All-Small@" are trade marks of FTSE.]

The Fund is not in any way sponsored, endorsed, sold or promoted by FTSE International Limited ("FTSE"), by the London Stock Exchange Plc (the "Exchange"), Euronext N.V. ("Euronext"), The Financial Times Limited ("FT"), European Public Real Estate Association ("EPRA") or the National Association of Real Estate Investment Trusts ("NAREIT") (together the "Licensor Parties") and none of the Licensor Parties make any warranty or representation whatsoever, expressly or impliedly, either as to the results to be obtained from the use of the FTSE EPRA NAREIT Developed Index (the "Index") and/or the cure at which the said Index stands at any particular time on any particular day or otherwise. The Index is compiled and calculated by FTSE. However, none of the Licensor Parties shall be liable (whether in negligence or otherwise) to any person for any error in the Index and none of the Licensor Parties shall be under any obligation to advise any person of any error therein. "FTSE@" is a trade mark of the Exchange and the FT, "NAREIT@" is a trade mark of the National Association of Real Estate Investment Trusts and "EPRA@" is a trade mark of EPRA and all are used by FTSE under licence."

Investors should review the relevant Key Information Document (KID) prior to making an investment decision. These can be obtained free of charge from www.abrdnpeot.co.uk or by writing to abrdn Capital Partners LLP, 1 George Street, Edinburgh, Scotland, United Kingdom, EH2 2LL.

abrdn Capital Partners LLP is registered in Scotland (SO301408) at 1 George Street, Edinburgh EH2 2LL. abrdn Investments Limited acts as Investment Manager for Standard Life Assurance Limited and Standard Life Pension Funds Limited. Standard Life Assurance Limited is registered in Scotland (SC286833) at Standard Life House, 30 Lothian Road, Edinburgh EH1 2DH. abrdn Investments Limited is authorised and regulated by the Financial Conduct Authority. Standard Life Assurance Limited is authorised by the Prudential Regulation Authority and regulated by the Financial Conduct Authority.

Calls may be monitored and/or recorded to protect both you and us and help with our training.

© 2024 abrdn, images reproduced under licence

Risk factors you should consider prior to investing:

- The value of investments, and the income from them, can go down as well as up and investors may get back less than the amount invested.
- Past performance is not a guide to future results.
- Investment trusts are specialised investments and may not be appropriate for all investors.
- There is no guarantee that the market price of a Trust's shares will fully reflect its underlying Net Asset Value.
- As with all stock exchange investments the value of the Trust shares purchased will immediately fall by the difference between the buying and selling prices, the bid-offer spread. If trading volumes fall, the bid-offer spread can widen.
- Investment trusts can borrow money in order to enhance investment returns. This is known as 'gearing' or 'leverage'. However, the use of gearing can result in share prices being more volatile and subject to sudden or large falls in value. Where permitted an investment trust may invest in other investment trusts that utilise gearing which will exaggerate market movements, both up and down.
- The value of tax benefits depends on individual circumstances and the favourable tax treatment for ISAs may not be maintained. If you are a basic rate tax payer and you do not anticipate any liability to Capital Gains Tax, you should consider if the advantages of an ISA investment justify the additional management cost/charges incurred.
- Investing globally can bring additional returns and diversify risk. However, currency exchange rate fluctuations may have a positive or negative impact on the value of your investment.
- Certain funds can invest into other funds which themselves invest in assets such as bonds, company shares, cash and currencies. Where an Investment Trust is a fund of funds vehicle, it will have two layers of fees and expenses – at the level of the Trust and also at the level of the underlying funds held by the Trust. This means that any returns generated for an investor will be after both layers of fees and expenses.
- Specialist funds which invest in small markets or sectors of industry are likely to be more volatile than more diversified trusts.
- The Company's investments may include unquoted and/or private equity investments which are not publicly traded or freely marketable and may therefore prove difficult to redeem. In addition, the potential volatility of investments in unquoted securities may increase the risk to the value of the investment.

Other important information:

An investment trust should be considered only as part of a balanced portfolio. The information contained in this document should not be considered as an offer, solicitation or investment recommendation to deal in the shares of any securities or financial instruments. It is not intended for distribution or use by any person or entity who is a citizen or resident of or located in any jurisdiction where such distribution, publication or use would be prohibited. Nothing herein constitutes investment, legal, tax or other advice and is not to be relied upon in making an investment or other decision. No recommendation is made, positive or otherwise, regarding individual securities mentioned. This is not an invitation to subscribe for shares and is by way of information only. Investment should only be following a review of the current Key Information Document (KID) and pre-investment disclosure document (PID) both of which are available on www.invtrus.co.uk. Any data contained herein which is attributed to a third party ("Third Party Data") is the property of (a) third party supplier(s) (the "Owner") and is licensed for use by abrdn*. Third Party Data may not be copied or distributed. Third Party Data is provided "as is" and is not warranted to be accurate, complete or timely. To the extent permitted by applicable law, none of the Owner, abrdn* or any other third party (including any third party involved in providing and/or compiling Third Party Data) shall have any liability for Third Party Data or for any use made of Third Party Data. Neither the Owner nor any other third party sponsors, endorses or promotes the fund or product to which Third Party Data relates. * abrdn means the relevant member of abrdn group, being abrdn plc together with its subsidiaries, subsidiary undertakings and associated companies (whether direct or indirect) from time to time.

Issued by abrdn Capital Partners LLP, registered in Scotland (SO301408) at 1 George Street, Edinburgh, Midlothian, EH2 2LL. Authorised and regulated by the Financial Conduct Authority in the UK.

For more information visit abrdn.com/trusts

abrdn.com/trusts

0003117565