

BlackRock UK Fund Class D DIST GBP

APRIL 2019 FACTSHEET

Unless otherwise stated, Performance, Portfolio Breakdowns and Net Asset information as at: 30-Apr-2019. All other data as at 14-May-2019.

For Investors in the UK. Investors should read the Key Investor Information Document and Prospectus prior to investing.

FUND OVERVIEW

The Fund aims to achieve long-term capital growth on your investment. The Fund invests primarily in the shares of larger companies incorporated or listed on a stock exchange in the United Kingdom. The Fund has the flexibility to invest outside of the asset class set out above.

GROWTH OF HYPOTHETICAL 10,000 GBP



Unit Class performance displayed in British Pound. Source: BlackRock. Performance is shown on a bid to bid price basis, with net income reinvested, net of fees. **Past performance is not a reliable indicator of current or future performance.**

12 MONTH PERFORMANCE PERIODS - TO LAST QUARTER END

	31/3/2014- 31/3/2015	31/3/2015- 31/3/2016	31/3/2016- 31/3/2017	31/3/2017- 31/3/2018	31/3/2018- 31/3/2019	2018 Calendar Year
Share Class	4.39%	0.42%	18.07%	5.88%	6.72%	-9.72%
Benchmark	6.57%	-3.92%	21.95%	1.25%	6.36%	-9.47%

The figures shown relate to past performance. Past performance is not a reliable indicator of current or future results and should not be the sole factor of consideration when selecting a product or strategy.

Unit Class performance is calculated using bid prices, with income reinvested, in British Pound, net of fees. Source: BlackRock.

CUMULATIVE & ANNUALISED PERFORMANCE

	Cumulative (%)				Annualised (% p.a.)			
	1m	3m	6m	YTD	1 Year	3 Years	5 Years	Since Inception
Share Class	5.23%	12.58%	8.83%	17.67%	5.93%	12.09%	8.77%	8.55%
Benchmark	2.68%	7.84%	6.36%	12.35%	2.62%	10.06%	6.21%	7.70%

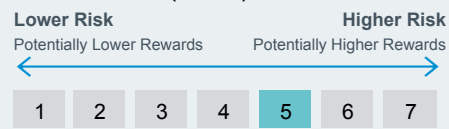
The figures shown relate to past performance. Past performance is not a reliable indicator of current or future performance and should not be the sole factor of consideration when selecting a product or strategy. Share Class and Benchmark performance displayed in GBP, hedged fund benchmark performance is displayed in GBP. Performance is shown on a Net Asset Value (NAV) basis, with gross income reinvested where applicable. The return of your investment may increase or decrease as a result of currency fluctuations if your investment is made in a currency other than that used in the past performance calculation. **Source:** BlackRock

Key Risks: The value of your investment and the income from it will vary and your initial investment amount is not guaranteed.

BLACKROCK®

Capital at risk. All financial investments involve an element of risk. Therefore, the value of your investment and the income from it will vary and your initial investment amount cannot be guaranteed.

SYNTHETIC RISK & REWARD INDICATOR (SRRI)



KEY FACTS

Asset Class	Equity
I/A Sector	UK All Companies
Morningstar Category	UK Large-Cap Equity
Fund Launch Date	22-Nov-1993
Unit Class Launch Date	10-Jun-2011
Fund Base Currency	GBP
Share Class Currency	GBP
Total Fund Size (M)	528.09 GBP
Benchmark	FTSE All Share Total Return Gross
Domicile	United Kingdom
Fund Type	UCITS
ISIN	GB00B586CB96
Bloomberg Ticker	MRCMGDI
Distribution Type	Daily
Minimum Initial Investment	100,000 GBP

PORTFOLIO MANAGER(S)


Nicholas Little

TOP HOLDINGS (%)

RELX PLC	5.51
ROYAL DUTCH SHELL PLC	5.39
UNILEVER PLC	4.75
RIO TINTO PLC	4.60
HARGREAVES LANSDOWN PLC	4.59
LONDON STOCK EXCHANGE GROUP PLC	4.38
TESCO PLC	4.37
SSP GROUP PLC	3.83
DIAGEO PLC	3.55
RIGHTMOVE PLC	3.40
Total of Portfolio	44.37

Holdings subject to change

RATINGS



SECTOR BREAKDOWN (%)

	Fund	Benchmark	Active
Consumer Services	28.68	11.66	17.01
Financials	19.71	21.30	-1.59
Consumer Goods	14.33	14.29	0.04
Technology	10.32	1.08	9.24
Industrials	8.37	11.46	-3.09
Oil & Gas	7.61	14.01	-6.40
Basic Materials	6.69	7.77	-1.08
Health Care	3.35	7.98	-4.63
Cash and/or Derivatives	0.94	0.00	0.94
Utilities	0.00	2.66	-2.66
Fund Holdings	0.00	5.12	-5.12
Telecommunications	0.00	2.67	-2.67

Negative weightings may result from specific circumstances (including timing differences between trade and settlement dates of securities purchased by the funds) and/or the use of certain financial instruments, including derivatives, which may be used to gain or reduce market exposure and/or risk management. Allocations are subject to change.

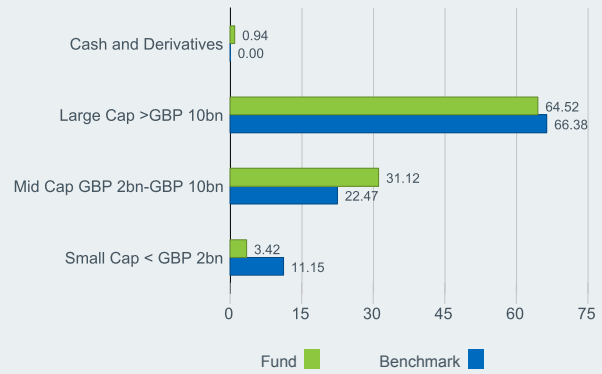
PORTFOLIO CHARACTERISTICS

Weighted Average Market Capitalisation (millions)	65,996 GBP
Price to Book Ratio	3.42x
Price to Earnings (TTM) Ratio	20.22x

FEES AND CHARGES

Max Initial Charge	0.00%
Exit Fee	0.00%
Ongoing Charge	0.92%
Performance Fee	0.00%

MARKET CAPITALISATION (%)



DEALING INFORMATION

Settlement

Trade Date + 3 days

Dealing Frequency

Daily, forward pricing basis

GLOSSARY

Market Capitalisation: is the total value of the shares issued by a company which trades on the stock exchange.

Ongoing Charge: is a figure representing all annual charges and other payments taken from the fund.

Price to Book Ratio: represents the ratio of the current closing price of the share to the latest quarter's book value per share.

Price to Earnings (TTM) Ratio: represents the ratio of the market price per share of a company to the company's earnings per share for a twelve-month period (usually the last 12 months or trailing twelve months (TTM)).

Quartile Rank: categorises a fund into four equal bands based on their performance over a specified period within the relevant Morningstar's sector. The top or first quartile contains the top 25% of funds, through to the bottom or 4th quartile which contains the bottom 25% of funds.

SRRI: is a value based on the volatility of the fund, which gives an indication of the overall risk and reward profile of the Fund.

Performance Fee: is charged on any returns that, subject to a High Water Mark, the Fund achieves above its performance fee benchmark. Please refer to the Prospectus for further information.

0800 44 55 22

enquiry@ukclientservices.blackrock. blackrock.co.uk

IMPORTANT INFORMATION:

BlackRock have not considered the suitability of this investment against your individual needs and risk tolerance. To ensure you understand whether our product is suitable, please read the Key Investor Information Document. Any decision to invest must be based solely on the information contained in the Company's Prospectus, Key Investor Information Document and the latest half-yearly report and unaudited accounts and/or annual report and audited accounts. Investors should read the fund specific risks in the Key Investor Information Document and the Company's Prospectus. We strongly recommend you seek independent professional advice prior to investing. If, after reading this factsheet, you have any questions or would like any additional information please contact your financial adviser or speak to our Investor Services Team on 0800 445522.

Issued by BlackRock Investment Management (UK) Limited (authorised and regulated by the Financial Conduct Authority). Registered office: 12 Throgmorton Avenue, London, EC2N 2DL. Registered in England No. 2020394. Tel: 020 7743 3000. For your protection, telephone calls are usually recorded. BlackRock is a trading name of BlackRock Investment Management (UK) Limited. © 2019 BlackRock, Inc. All Rights reserved. BLACKROCK, BLACKROCK SOLUTIONS, iSHARES, SO WHAT DO I DO WITH MY MONEY, INVESTING FOR A NEW WORLD, and BUILT FOR THESE TIMES are registered and unregistered trademarks of BlackRock, Inc. or its subsidiaries in the United States and elsewhere. All other trademarks are those of their respective owners.

BLACKROCK®