

GBP | Data as at 31.12.2023

## Company Investment Objectives and Policy

The Company's investment objective is to deliver long-term total returns throughout the life of the Company by investing in a diversified public equity and private equity portfolio of predominantly UK Companies. The Company will invest in a diversified portfolio of both public equity investments and private equity investments consisting predominantly of UK Companies with strong longterm growth prospects. It is anticipated that the Company's portfolio will typically consist of 30 to 50 holdings and will target companies with an equity value between approximately £50 million and £2 billion at the time of initial investment. The Company will focus on companies which the Portfolio Managers consider to be sustainable from an environmental, social and governance perspective, supporting at least one of the goals and/or sub-goals of the United Nations' Sustainable Development Goals ("SDGs"), or which the Portfolio Managers consider would benefit from their support in helping them incorporate SDGs into their business planning and/or in reporting their alignment with SDGs. The Company may, from time to time, use borrowings for investment and efficient portfolio management purposes. Gearing will not exceed 10 per cent. of Net Asset Value, calculated at the time of drawdown of the relevant borrowing.

Above is the Investment Objective of the fund. For details on the fund's Investment Policy please see the KID.

The latest Annual Report includes the investment policy which you should read in conjunction with the KID before investing, these are available on our Schroders website. Relevant risk as associated with this Company are shown overleaf and should be carefully considered before making any investment. Past Performance is not a guide to future performance and may not be repeated. The value of investments and the income from them may go down as well as up and investors may not get back the amounts originally invested. Exchange rate changes may cause the value of investments to fall as well as rise. Performance data does not take into account any commissions and costs, if any, charged when units or shares of any fund, as applicable, are issued and redeemed.

## Performance

Performance (%)	YTD	3 months	6 months
Share Price	9.5	2.4	11.9
Net Asset Value	8.8	4.6	9.7

Performance (%)	1 year	3 years p.a.	5 years p.a.	Since Launch (p.a)
Share Price	9.5	-9.5	-	3.2
Net Asset Value	9.0	2.6	-	3.6

Discrete yearly performance (%)	Dec 13	Dec 14	Dec 15	Dec 16	Dec 17	Dec 18	Dec 19	Dec 20	Dec 21	Dec 22
	- Dec 14	- Dec 15	- Dec 16	- Dec 17	- Dec 18	- Dec 19	- Dec 20	- Dec 21	- Dec 22	- Dec 23
Share Price	-	-	-	-	-	-	-	5.9	-36.1	9.5
Net Asset Value	-	-	-	-	-	-	-	11.3	-10.8	9.0

We have reflected cum income in the tables above. Source: Morningstar, net income reinvested, net of ongoing charges and portfolio costs and where applicable, performance fees, in GBP.

The information shown in this factsheet is based upon information provided by the AIFM and the Company.

## Ratings and accreditation



Please refer to the Source and ratings information section for details on the icons shown above.

## Company facts

Fund manager	Rory Bateman Tim Creed Peraveenan Sriharan Uzo Ekwue
Managed company since	01.12.2020 ; 01.12.2020 ; 05.07.2023 ; 05.07.2023
Alternative Investment Fund Manager	Schroder Unit Trusts Limited
Domicile	United Kingdom
Company launch date	01.12.2020
Company base currency	GBP
NAV (Million)	GBP 80.92
Number of holdings	34
Share Price	GBX 75.00
NAV per Share	GBX 109.50
Premium/Discount to NAV	-31.51%
Distribution frequency	Annually
Gearing (%)	-1.06
Pay Dates	-
Ex-Dates	-
Dividend Yield (%)	0.0

## Fees & expenses

Performance fee	15% of the amount by which the "PE Portfolio Total Return" (as defined) at the end of a "Calculation Period" (as defined) exceeds a hurdle of 10% per annum.
Ongoing charge	1.47%

GBP | Data as at 31.12.2023

## Risk considerations

**Concentration risk:** The Company may be concentrated in a limited number of geographical regions, industry sectors, markets and/or individual positions. This may result in large changes in the value of the company, both up or down.

**Counterparty risk:** The Company may have contractual agreements with counterparties. If a counterparty is unable to fulfil their obligations, the sum that they owe to the Company may be lost in part or in whole.

**Currency risk:** If the Company's investments are denominated in currencies different to the currency of the Company's shares, the Company may lose value as a result of movements in foreign exchange rates, otherwise known as currency rates.

**Derivatives risk:** Derivatives, which are financial instruments deriving their value from an underlying asset, may be used to manage the portfolio efficiently. A derivative may not perform as expected, may create losses greater than the cost of the derivative and may result in losses to the Company.

**Gearing risk:** The Company may borrow money to make further investments, this is known as gearing. Gearing will increase returns if the value of the investments purchased increase by more than the cost of borrowing, or reduce returns if they fail to do so. In falling markets, the whole of the value in such investments could be lost, which would result in losses to the Company.

**Liquidity Risk:** The price of shares in the Company is determined by market supply and demand, and this may be different to the net asset value of the Company. In difficult market conditions, investors may not be able to find a buyer for their shares or may not get back the amount that they originally invested. Certain investments of the Company, in particular the unquoted investments, may be less liquid and more difficult to value. In difficult market conditions, the Company may not be able to sell an investment for full value or at all and this could affect performance of the Company.

**Market Risk:** The value of investments can go up and down and an investor may not get back the amount initially invested.

**Operational risk:** Operational processes, including those related to the safekeeping of assets, may fail. This may result in losses to the Company.

**Performance risk:** Investment objectives express an intended result but there is no guarantee that such a result will be achieved. Depending on market conditions and the macro economic environment, investment objectives may become more difficult to achieve.

**Private market valuations, and pricing frequency:** Valuation of private asset investments is performed less frequently than listed securities and may be performed less frequently than the valuation of the Company itself. In addition, in times of stress it may be difficult to find appropriate prices for these investments and they may be valued on the basis of proxies or estimates. These factors mean that there may be significant changes in the net asset value of the Company which may also affect the price of shares in the Company.

**Share price risk:** The price of shares in the Company is determined by market supply and demand, and this may be different to the net asset value of the Company. This means the price may be volatile, meaning the price may go up and down to a greater extent in response to changes in demand.


**Smaller companies risk:** Smaller companies generally carry greater liquidity risk than larger companies, meaning they are harder to buy and sell, and they may also fluctuate in value to a greater extent.

## Codes

ISIN	GB00BN7JZR28
Bloomberg	SBO LN
SEDOL	BN7JZR2
LSE ticker	SBO

Where gearing is shown as negative, this reflects net cash.

## Summary risk indicator (SRI)

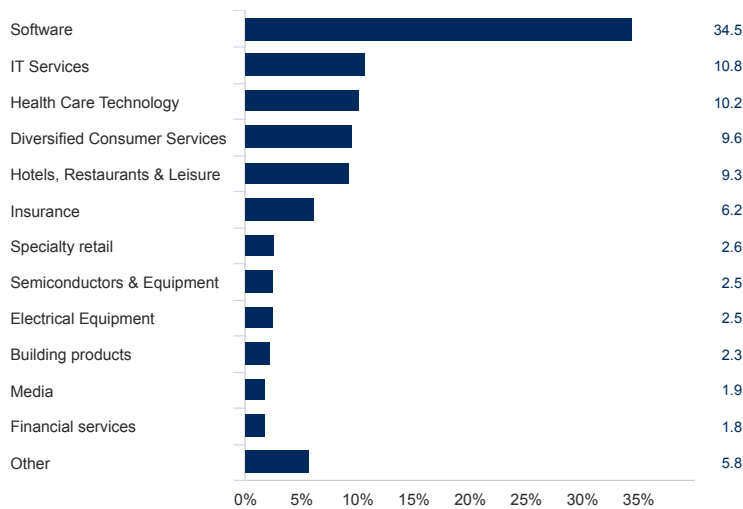


The risk category was calculated using historical performance data (or indicative fund performance during periods of suspension) and may not be a reliable indicator of the fund's future risk profile. The fund's risk category is not guaranteed to remain fixed. Please see the Key Information Document for more information.

GBP | Data as at 31.12.2023

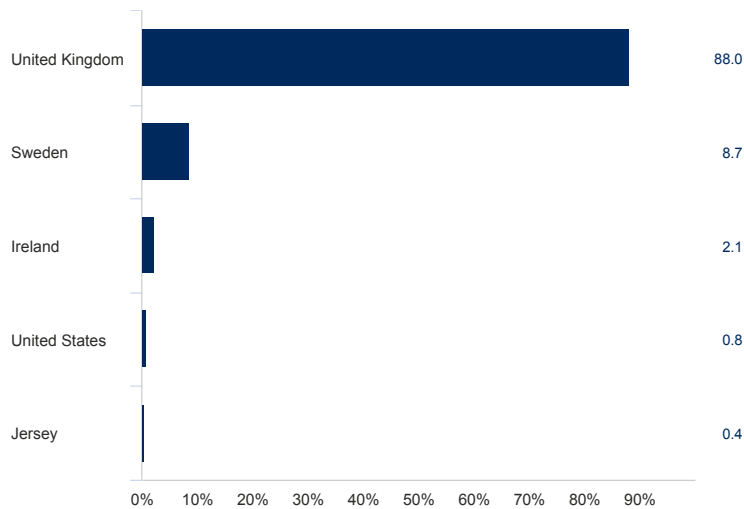
## Asset allocation

### Sector (%)



● Company

### Geographical breakdown (%)



● Company

### Top 10 holdings (%)

Holding name	%
Mintec*	12.4
Rapyd Financial Network*	10.8
Cera	10.2
Pirum*	10.0
EasyPark*	8.7
Culligan*	6.9
CFC*	6.2
Learning Curve*	2.7
Graphcore	2.5
Volution	2.3

Source: Schroders. Top holdings and asset allocation are at company level. Source: Schroders. Top holdings and asset allocation are at company level.

\*The fair value disclosed for the following investments represents the Company's investment in an intermediary vehicle:

- Rapyd Financial Network (held via Target Global Fund).
- Waterlogic (held via EPIC-1b Fund).
- Pirum (held via Bowmark Investment Partnership LP).
- Mintec (held via Synova Merlin LP).
- EasyPark (held via Purple Garden Invest (D) AB).
- CFC (held via Vitruvian Investment Partnership).
- Learning Curve (held via Agilitas Boyd 2020 Co-invest Fund).

## Contact information

Schroder Unit Trusts Limited  
1 London Wall Place  
London  
United Kingdom  
EC2Y 5AU  
Tel: 0800 182 2399  
Fax:

For your security, communications may be recorded or monitored.

## Information relating to changes in fund manager, investment objective, benchmark and corporate action information

---

### **Benchmarks: (If applicable)**

Some performance differences between the fund and the benchmark may arise because the fund performance is calculated at a different valuation point from the benchmark. The fund does not have a target benchmark

### **Important information**

---

#### **Costs:**

Certain costs associated with your investment in the Company may be incurred in a different currency to that of your investment. These costs may increase or decrease as a result of currency and exchange rate fluctuations.

If a performance fee is applicable to this fund, details of the performance fee model and its computation methodology can be found in the Company's accounts. This includes a description of the performance fee calculation methodology, the dates on which the performance fee is paid and details of how the performance fee is calculated in relation to the fund's performance fee benchmark, which may differ from the benchmark in the Company's investment objective or investment policy.

For further information regarding the costs and charges associated with your investment, please consult the Company's offering documents and annual report.

#### **General:**

The Board has appointed Schroder Unit Trusts Limited as Alternative Investment Fund Manager, and to prepare this Factsheet. This factsheet should not be taken as any indication the Company held any particular investments at any particular date other than the stated date. Nothing in this factsheet should be construed as advice and is therefore not a recommendation to buy or sell shares. If you are interested in this Company you should contact your usual financial adviser before making any investment decision. In addition you can contact one of our Investor Services team on 0800 182 2399 for further information. Please note that Schroders is unable to give you specific investment advice. For investors' security calls to this number may be recorded. The data contained in this document has been sourced by Schroders and should be independently verified before further publication or use. Schroders will be a data controller in respect of your personal data. For information on how Schroders might process your personal data, please view our Privacy Policy available at "<http://www.Schroders.com/en/privacy-policy>" or on request should you not have access to this webpage. Third party data is owned or licensed by the data provider and may not be reproduced or extracted and used for any other purpose without the data provider's consent. Third party data is provided without any warranties of any kind. The data provider and issuer of the document shall have no liability in connection with the third party data. Schroder Investment Management Limited have prepared this factsheet on behalf of Schroders British Opportunities Trust plc. Schroders British Opportunities Trust plc has appointed Schroder Unit Trusts Limited as alternative investment fund manager under AIFMD to provide portfolio and risk management services on a discretionary basis. The AIFM has delegated discretionary investment management services to Schroder Investment Management Limited ("Portfolio Manager"). Management of certain investments has been delegated by the Portfolio Manager to Schroders Capital Management (Switzerland) AG, which is a group subsidiary and is licensed to manage alternative investments. Subscriptions for company shares can only be made on the basis of its latest Key Investor Information Document and Prospectus, together with the latest audited annual report (and subsequent unaudited semi-annual report), copies are available in English and can be obtained, free of charge, from Schroder Investment Management Limited. Issued by Schroder Unit Trusts Limited, 1 London Wall Place, London EC2Y 5AU. Registered No: 4191730 England. Authorised and regulated by the Financial Conduct Authority. Nothing in this factsheet should be construed as advice and is therefore not a recommendation to buy or sell shares.

**Morningstar Rating:** © Morningstar 2024. All Rights Reserved. The information contained herein: (1) is proprietary to Morningstar and/or its content providers; (2) may not be copied or distributed; and (3) is not warranted to be accurate, complete or timely. Neither Morningstar nor its content providers are responsible for any damages or losses arising from any use of this information. Past performance is no guarantee of future results.