

The SEI Pan European Small Cap Fund

30 Sep 2019

SEI New ways.
New answers.®

Investment Objective

The objective of the Fund is to achieve long-term growth of capital and income. The Fund will primarily invest in a diversified portfolio of shares (equities) issued by small European companies. The Fund generally considers small companies to be the bottom 20% of European companies when rated by value. The Fund is suitable for investors seeking long-term capital growth and income. For further details of the investment objectives and policies please refer to the prospectus of the Fund.

Fees

Ongoing Charges 1.06%

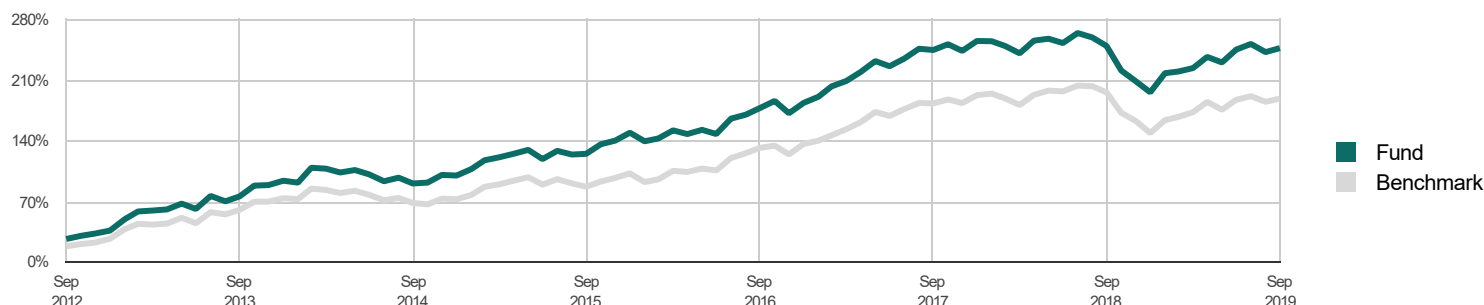
Fund Details

Assets Under Management	£231.75 Million
Share Class	Sterling Wealth A Distributing
ISIN	IE00B0688T23
ISA Eligible	Yes
Inception Date	21 Oct 2009
Base Currency of Fund	EUR
Domicile	Dublin, Ireland
Benchmark	MSCI Europe Small Cap Index (Net) (GBP)
Trailing 12-Month Distribution Yield†	2.15%

Performance Review (net)	as of 30/09/2019 (%)			Annualised (%) as of 30/09/2019		
	1 month	3 month	YTD	1 year	3 year	5 year
The SEI Pan European Small Cap Fund	1.26	0.22	16.29	-1.79	6.55	11.53
Benchmark	1.29	0.48	15.93	-2.43	7.59	11.40

Standardised Performance (%) (net of fees and expenses)					
	1 year to 30/9/2019	1 year to 30/9/2018	1 year to 30/9/2017	1 year to 30/9/2016	1 year to 30/9/2015
The SEI Pan European Small Cap Fund	-1.79	0.28	22.83	22.22	16.75
Benchmark	-2.43	4.50	22.13	23.97	11.17

Cumulative Performance (gross of fees and expenses, last 7 years to latest month end)



Manager Details (Top 5 - figures for manager weights exclude cash)



Name

- Quoniam Asset Management - 71%
- Quoniam Asset Management - 29%

Start Date

- Sep - 2010
- Jul - 2013

Key Attribute

- Multi-factor Pan European Small Cap equity analysis
- Multi-factor Pan European analysis

The data refers to past performance. Past performance is not a reliable indicator of future results.

Performance: monthly Fund returns are based on the percentage change in the net asset value per share, after adjusting those values to include any reinvestment of dividends, interest and capital gain distributions. Monthly returns are linked geometrically to determine quarterly and annual returns. Gross returns are calculated by adjusting the monthly net return to exclude Administration, Trust and Custody fees. Fees would reduce the returns shown.

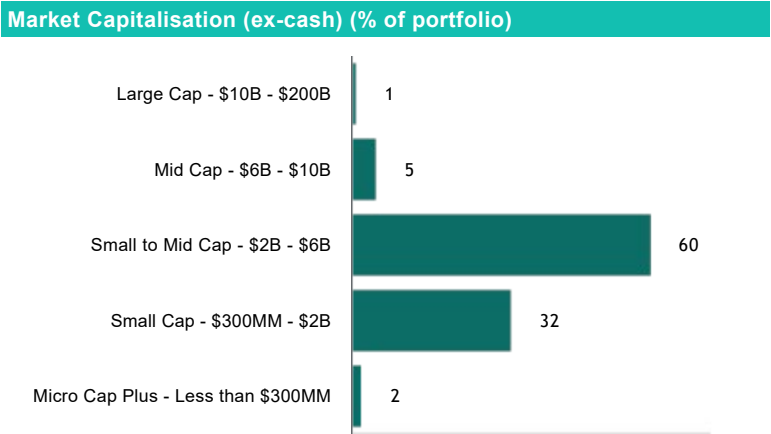
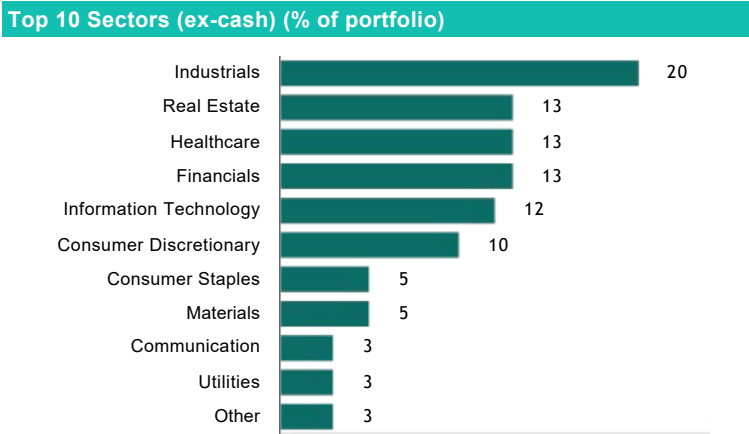
Standardised Performance: Performance figures are shown on a mid-to-mid basis, inclusive of any net reinvested income and net of the annual management charge and all other fund expenses. Net returns do not include any entry charge, which may be charged before your money is invested.

† Distribution Yield is calculated by dividing the distributions paid (yearly, monthly, etc.) by its cost or net asset value. Distribution yield can be used as a measure of investment cash flow provided by an investment relative to the cost paid for that investment.

Portfolio Characteristics	
Market Capitalization (USD)	\$3 Billion
Number of Holdings	216
Dividend Yield	3.30

Dividend Yield Ratio: a financial ratio that shows how much a company pays out in dividends each year relative to its share price.

Top 10 Holdings (ex-cash)	(Weight %)
ASM INTERNATIONAL NV	2.22
TATE & LYLE PLC	1.89
OC OERLIKON CORPORATION AG PFAEFFIKON	1.88
GN STORE NORD	1.85
EVOLUTION GAMING GROUP AB	1.80
SPECTRIS PLC	1.62
ELEKTA AB	1.59
FABEGE AB	1.59
ROTORK PLC	1.54
SIGNIFY NV	1.51



Principal Risk

- Equities are subject to material market risk. Their values tend to be volatile and can decline quickly or over extended periods of time.
- Investments in small companies may involve greater risk than is associated with larger companies due to lesser financial resources, reduced markets and narrower product lines.
- Fund assets in currencies other than the base currency of the Fund may expose the Fund to loss if the currency of those assets falls in value relative to the base currency.
- For further details of the risks, please refer to the Fund's prospectus.

Important Information

Benchmark performance prior to 1 January 2011 is that of the prior benchmark, the S&P Europe Small Cap Index.

FOR PROFESSIONAL (non-retail) USE ONLY

The SEI Global Assets Fund Plc, SEI Global Investments Fund Plc, and SEI Global Master Fund Plc (the "SEI Funds") are structured as open-ended collective investment schemes and are authorised in Ireland by the Central Bank as a UCITS pursuant to the UCITS Regulations. The SEI Funds are managed by SEI Investments, Global Ltd ("SIGL"). SIGL has appointed SEI Investments (Europe) Ltd ("SIEL"), an affiliate of SIGL, (together "SEI") to provide general distribution services in relation to the SEI Funds either directly or through the appointment of other sub-distributors. The SEI Funds may not be marketed to the general public except in jurisdictions where the funds have been registered by the relevant regulator. The matrix of the SEI fund registrations can be found here seic.com/GlobalFundRegistrations.

This document and the information herein is being made available to you by an appointed sub-distributor of SIEL who is your local financial advisor, investment manager or broker (the "Distributor"), who is authorised to provide you this information in your jurisdiction. Any questions you may have in relation to its contents should solely be directed to your Distributor. If you do not know who your Distributor is, then you cannot rely on any part of this document in any respect whatsoever. This document may not be reproduced, distributed to another party or used for any other purpose.

SEI has not considered the suitability or appropriateness of any of the SEI Funds against your individual needs and risk tolerance. SEI shall not be liable for, and accepts no liability for, the use or misuse of this document by the Distributor. For all Distributors of the SEI Funds please refer to your sub-distribution agreement with SIEL before forwarding this information to your clients. It is the responsibility of every recipient to understand and observe applicable regulations and requirements in their jurisdiction.

Application for shares in SEI Funds (the "Shares") will be considered on the basis of the relevant SEI Fund's Prospectus (and any relevant supplement) and the latest published audited annual report and accounts and, if published after such report, a copy of the latest unaudited semi-annual report.

This information is only directed at persons residing in jurisdictions where the SEI Funds are authorised for distribution or where no such authorisation is required. The Distributor is, amongst other things, responsible for ensuring that the Shares are only offered, and any literature relating to the SEI Funds (including this document) are only distributed, in jurisdictions where such offer and/or distribution would be lawful. Persons in respect of whom such prohibitions apply must not rely on this information in any respect whatsoever.

The Shares may not be offered, sold or delivered directly or indirectly in the US or to or for the account or benefit of any US Person except pursuant to an exemption from, or in a transaction not subject to, the registration requirements of the Securities Act of 1933 and any applicable state laws.

Past performance is not a reliable indicator of future results. Investments in SEI Funds are generally medium to long-term investments. The value of an investment and any income from it can go down as well as up. Fluctuations or movements in exchange rates may cause the value of underlying international investments to go up or down. Investors may get back less than the original amount invested. Additionally, this investment may not be suitable for everyone.

While considerable care has been taken to ensure the information contained within this document is accurate and up-to-date, no warranty is given as to the accuracy or completeness of any information and no liability is accepted for any errors or omissions in such information or any action taken on the basis of this information.

No information, opinion or data in this document constitutes investment, legal, tax or other advice and are not to be relied upon in making an investment or other decision.

This document does not constitute investment advice or an offer to sell, buy or recommendation for securities. For further details please contact your Distributor. We recommend you discuss any investment decisions with a financial adviser, particularly if you are unsure whether an investment is suitable.