



Aberforth Smaller Companies Trust plc

Monthly Factsheet

30 June 2024

Fund structure

The Fund is an investment trust – a type of investment company/collective investment fund – with a Premium share listing on the Main Market of the London Stock Exchange.

Manager: Aberforth Partners

The Fund is managed by Aberforth's investment team of six fund managers:

Sam Ford	Jeremy Hall
Euan Macdonald	Rowan Marron
Rob Scott Moncrieff	Peter Shaw

Further information on the investment team is available at www.aberforth.co.uk.

Benchmark: DNsCI (XIC)

The Fund's benchmark and primary investment universe is the Deutsche Numis Smaller Companies Index (excluding Investment Companies). This index is rebalanced every January and its profile at the date of this Factsheet was:

Number of companies	339
Total market value	£145bn
Largest constituent	£1.9bn
Largest constituent if index rebalanced at Factsheet date	£1.7bn

Key Fund information

Total investments	£1,519m
Number of investments	77
Active share	73.2%
Gearing - bank debt in use	£98m
Net gearing/(liquidity)	6.5%
Total net assets	£1,426m
Ordinary shares in issue	84,139,605
NAV	1,694.73p
Share price	1,512.00p
Discount/(premium)	10.8%
Market value	£1,272m
Launch date	10 Dec 90
Next year-end	31 Dec 24

Fees & charges

Management fee* (12m to 31 Dec 23)	0.73%
Performance fee	None
Ongoing charges (at 31 Dec 23 & includes Management fee)	0.79%

* Further details of the Management fee are available at www.aberforth.co.uk.

Yield & dividends

Yield	2.7%
Interim dividend (paid 25 Aug 23)	12.95p
Final dividend (paid 8 Mar 24)	28.55p
Special dividend (paid 8 Mar 24)	9.00p

Objective

The Fund's objective is to achieve a total return greater than that of the DNsCI (XIC) over the long term by investing in a diversified portfolio of small UK quoted companies.

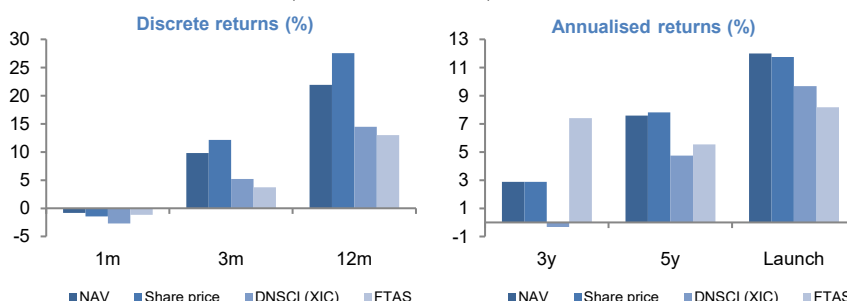
Investment style: Value

Aberforth are value investors who buy shares in companies that they calculate to be selling below their intrinsic value. This is determined through detailed financial and industrial analysis, combined with a valuation approach that focuses on both stockmarket and corporate worth.

Investment performance (annualised total returns)

Growth (%)	1m	3m	12m	3y	5y	Launch
NAV	-0.8	9.8	21.9	2.9	7.6	12.0
Share price	-1.4	12.2	27.6	2.9	7.8	11.8
DNsCI (XIC)	-2.7	5.2	14.5	-0.3	4.7	9.7
FTAS	-1.2	3.7	13.0	7.4	5.5	8.2

Notes: 1m & 3m returns not annualised; Launch date = 10 Dec 90; FTAS = FTSE All-Share Index.



Monthly investment commentary: June

June saw the technology-oriented US equity market move further from the rest of world, as it rose by 3.6%. UK equities fell 1.2%, while European equities were dragged down by France, where political upheaval saw the CAC 40 fall by over 6% in local currency terms. Within the UK, the smaller company component and fund benchmark DNsCI (XIC) fell by 2.7%. The Fund fared better, declining by 0.8%. The influence of the value style on returns was immaterial, but the Fund's "smaller small" company exposure benefited performance relative to the benchmark.

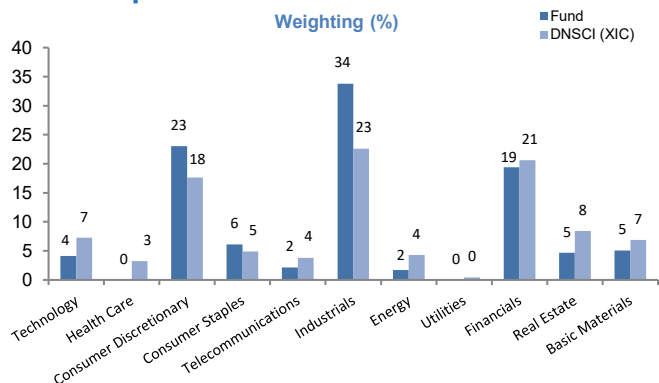
Topping the positive contributors to performance was **CMC Markets** (financial derivatives), which continued its very strong performance for the year-to-date. The company's full year results revealed record operating income, outside of the COVID-19 pandemic period. **Reach** (newspaper and online publications) was another strong performer. There was no company specific news in the month, but there are indications that trading is improving as sentiment towards advertising related businesses picks up. **International Personal Finance** (consumer credit) rose after announcing the satisfactory completion of a refinancing.

Among the weaker performers was **Rank Group** (multi-channel gaming), which fell further following May's announcement of the earlier-than-expected general election. The poll threatens to affect the proposed timeline for implementing the review of the Gambling Act, for which the industry had been preparing. **EnQuest** (oil & gas) was another to see its shares suffer from potential political intervention, with Labour's manifesto proposing further changes to capital allowances and an increase in the rate of the Energy Profits Levy.

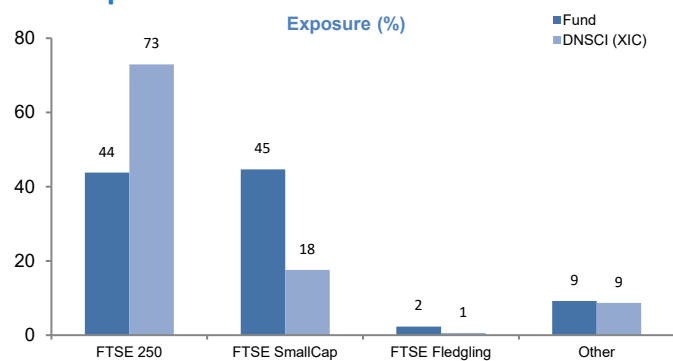
Top 10 equity investments

Name	Activity	%
CMC Markets	Financial derivatives dealer	3.5
Wilmington	Business publishing & training	3.2
Morgan Advanced Materials	Manufacture of carbon & ceramic materials	2.8
ZIGUP	Van rental	2.7
Just Group	Individually underwritten annuities	2.4
Bakkavor Group	Food manufacturer	2.4
International Personal Finance	Home credit provider	2.2
Vesuvius	Metal flow engineering	2.2
Centamin	Gold miner	2.1
NCC Group	IT security	2.1

Sector exposure



Size exposure



Gearing

The Fund has a bank debt facility of £130m available for use as gearing by the Manager at any time. The net gearing/(liquidity) figure shown in the Key Fund information section indicates the percentage by which the total value of investments exceeds the total net assets.

Continuation vote & share buy-backs

The continuation of the Fund is voted on by shareholders at every 3rd AGM. The next vote will occur at the AGM in March 2026.

The Fund operates a share buy-back policy. A list of the buy-back transactions during the last 5 years is available at www.aberforth.co.uk.

Data sources & calculations

All data supplied by Aberforth, except DNSCI (XIC) data (from Numis/Paul Marsh and Elroy Dimson – London Business School) and FTSE data (from FTSE International Limited).

Performance returns are total returns after all expenses and assume reinvestment of dividends. Yield is based on the Fund's trailing 12 months' dividends (excluding Specials). Active share is a measure of how the Fund's portfolio differs from the DNSCI (XIC). Small companies are represented by the DNSCI (XIC). Large companies are represented by the FTAS.

Risk warnings

Capital may be at risk as the value of investments may go down as well as up and is not guaranteed; therefore investors may not get back the amount originally invested. Past performance is not a guide to future performance, nor a reliable indicator of future results or performance.

Investments in shares of smaller companies are generally considered to carry a higher degree of risk as the market for their shares may be less liquid than that for shares of larger companies, making shares of smaller companies more difficult to buy and sell.

The performance of shares of smaller companies may be more volatile than the shares of larger companies over short time periods; therefore investors should regard such investments as long term.

There can be no guarantee that the investment objective of the Fund will be achieved or provide the returns sought by the Fund.

An investment in the Fund is only suitable for investors who are capable of evaluating the merits and risks of such an investment and who have sufficient resources to be able to bear any losses which may arise from such an investment (which may be equal to the whole amount invested). Such an investment should be regarded as long term in nature and complementary to existing investments in a range of other financial assets and should not form a major part of an investment portfolio.

An investment trust is a public limited company, the shares of which are traded on the main market of the London Stock Exchange. Accordingly, the ability of shareholders to sell their shares will be dependent on the market price of the shares. The shares may trade at a discount or premium to their net asset value.

Investment trusts may borrow money in order to make further investments. This is known as gearing. The effect of gearing can enhance returns to shareholders in rising markets but will have the opposite effect on returns in falling markets.

Aberforth Partners LLP does not provide retail investors with investment advice.

This document has been issued for information purposes only. It does not contain any investment recommendations or an invitation to invest in the Fund. Investors should seek advice from an authorised financial adviser prior to making investment decisions.

FTSE® is a trade mark of the London Stock Exchange Group companies and is used by FTSE International Limited under licence. All rights in the FTSE indices and/or FTSE ratings vest in FTSE and/or its licensors. Neither FTSE nor its licensors accept any liability for any errors or omissions in the FTSE indices and/or FTSE ratings or underlying data and no party may rely on any FTSE indices, ratings and/or underlying data contained in this communication. No further distribution of FTSE data is permitted without FTSE's express written consent. FTSE does not promote, sponsor or endorse the content of this communication.

Security codes & other information

Ordinary shares of 1p	Other information
SEDOL: 0006655	Launched: 10 Dec 90
ISIN: GB0000066554	Next year-end: 31 Dec 24
TIDM: ASL	LEI: 213800GZ9WC73A92Q326

Subscribe & contact

If you wish to subscribe to this Factsheet, or have any queries regarding its content, please contact Aberforth's Investor Support team:

(T) 0131 220 0733

(E) investors@aberforth.co.uk