

CF CANLIFE ASIA PACIFIC FUND

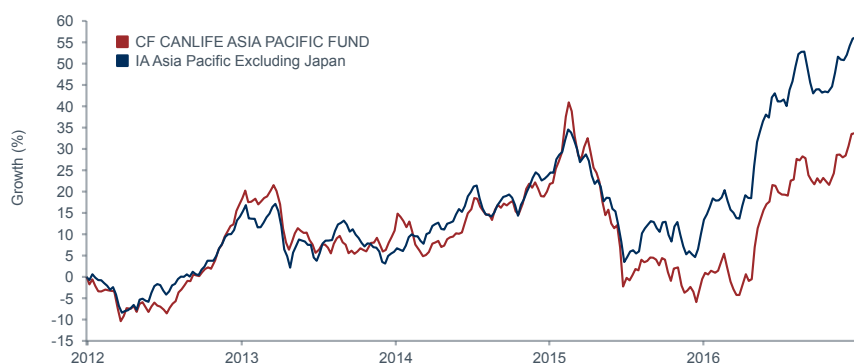


ABOUT THE FUND

The fund aims to provide capital growth mainly from investment in shares quoted on Asia-Pacific markets, excluding Japan. The manager's active, high-conviction approach draws upon her extensive knowledge of Asian markets. Her deep understanding of the region allows her to uncover opportunities other investors may miss. As the prospects for each country differ widely, her process typically begins with top-down country selection though she will also seek to achieve growth through bottom-up investing in stock themes.

FUND PERFORMANCE

5 year performance



CUMULATIVE PERFORMANCE TO 28/02/17 (%)

| | 3 months | 1 year | 3 years | 5 years |
|--------------|----------|--------|---------|---------|
| Fund | 8.1 | 34.2 | 20.6 | 33.3 |
| Sector index | 7.9 | 40.7 | 46.6 | 55.0 |
| Quartile | 2 | 4 | 4 | 4 |

DISCRETE YEAR PERFORMANCE TO 31/12/16 (%)

| 31/12/15-31/12/16 | 31/12/14-31/12/15 | 31/12/13-31/12/14 | 31/12/12-31/12/13 | 31/12/11-31/12/12 |
|-------------------|-------------------|-------------------|-------------------|-------------------|
| 18.5 | -12.3 | 9.7 | 3.4 | 12.5 |

SHARE CLASS INFORMATION

| Share class | ISIN | Sedol | Ongoing Charge Figure (OCF) | Annual Management Charge (AMC) | Minimum initial investment* | Minimum top up* |
|-------------|--------------|---------|-----------------------------|--------------------------------|-----------------------------|-----------------|
| B Acc | GB00B4KRR64 | B4KRR6 | 1.15 % | 1.00 % | £500 | £100 |
| C Acc | GB00B719QW87 | B719QW8 | 0.90 % | 0.75 % | £100,000 | £100 |

*Minimum investments only apply when investing directly with Canada Life Investments

FUND MANAGER



KIM LEE

Senior Portfolio Manager,
Asia Pacific ex-Japan
Equities

Kim joined Canada Life Investments in April 2006 from Shell Pensions Management where she had spent 18 years primarily managing Asia Pacific ex-Japan funds. Prior to that, Kim worked as a management trainee at Canadian Imperial Bank of Commerce. Kim holds a BSc in Management Science and an MSc in Computation from University of Manchester Institute of Science & Technology. She has a MBA from Manchester Business School.

FUND FACTS

| | |
|-------------------------------|--|
| Launch date | 16/04/84 |
| Fund size | £124.5m |
| Number of holdings | 132 |
| Legal structure | OEIC |
| Dealing frequency | Daily (Midday) |
| Ex-dividend date | 16th Feb and 16th Aug |
| Distribution date | 15th Apr and 15th Oct |
| Base currency | Sterling |
| Domicile | UK |
| Sector | IA Asia Pacific Excluding Japan |
| Benchmark | MSCI AC Asia Pac Ex JPN NR USD |
| Authorised Corporate Director | Capita Financial Managers Ltd, authorised and regulated by the FCA |

FUND STATISTICS

| | 3 years |
|--------------------|---------|
| Standard Deviation | 14.46 |
| Sharpe Ratio | 0.29 |
| Alpha | -5.24 |
| Beta | 0.94 |
| Tracking Error | 6.62 |
| Information Ratio | -0.92 |

Statistical calculations are annualised and based on last 36 months total return performance against the sector index.

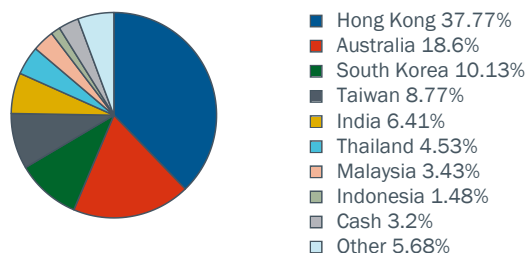
An investment should not be contemplated until the risks of investment and tax implications have been considered fully. Past performance is not a guide to future performance. The value of investments may fall as well as rise and investors may not get back the amount invested. Income from investments may fluctuate. Currency fluctuations can also affect performance.

Volatility: Due to the portfolio composition and/or portfolio management techniques used by the fund manager, the price of the fund is classed as having above average to high volatility.

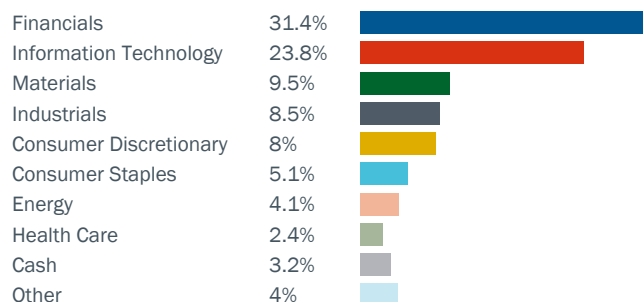
1 The Morningstar Rating is an assessment of a fund's past performance – based on both return and risk – which shows how similar investments compare with their competitors. A high rating alone is insufficient basis for an investment decision. This fund received its Morningstar Rating as at 28/02/2017.

All data expressed as at 28/02/2017 unless otherwise stated. Source of performance: FE, bid to bid with net income reinvested, share class = C Acc.

REGIONAL BREAKDOWN



SECTOR BREAKDOWN



TOP 10 HOLDINGS

| | |
|------------------------------------|------|
| Samsung Electronics Co | 3.5% |
| Taiwan Semiconductor Manufacturing | 3.3% |
| Tencent Holdings | 3.1% |
| Commonwealth Bank Of Australia | 2.5% |
| Alibaba Group Holding-Sp Adr | 2.4% |
| Westpac Banking | 2.4% |
| China Construction Bank | 1.8% |
| Aia Group | 1.6% |
| Challenger | 1.6% |
| Ind &Comm Bank Of China | 1.5% |

Risk warnings

Liquidity Risk: Smaller companies' securities are often traded less frequently than those of larger companies which means they may be more difficult to buy and sell. Their prices may also be subject to short term swings.

Counterparty Risk: As the fund may enter into agreements to purchase warrants, structured products and currency hedging with counterparties; there is a risk that those parties may fail to meet their obligations. This may lead to delays in receiving amounts due to the fund, receiving less than is due or receiving nothing.

Operational Risk: Emerging markets tend to be susceptible to large short term swings than more established markets. There is also a greater risk of being unable to buy or sell securities or that other parties may default and not meet their obligations, causing loss to the fund.

Currency Risk: As the fund invests in Asian assets, movements in exchange rates may, when not hedged, cause the value of your investment to increase or decrease.

For full details of the fund's risks, please see the latest prospectus and the Key Investor Information Document (KIID).

No guarantee, warranty or representation (express or implied) is given as to the document's accuracy or completeness.

This document is issued for information only by Canada Life Investments. This document is intended to be used as a sales aid and does not constitute a direct offer to anyone, or a solicitation by anyone, to subscribe for shares or buy units in fund(s). Subscription for shares and buying units in the fund(s) must only be made on the basis of the latest Prospectus and the Key Investor Information Document (KIID) available at www.canadalifeinvestments.com.

ID 4612 Expiry June 2016

Copyright © 2016 Morningstar UK Limited. All Rights Reserved. The information contained herein: (1) is proprietary to Morningstar and/or its content providers; (2) may not be copied or distributed; and (3) is not warranted to be accurate, complete or timely. Neither Morningstar nor its content providers are responsible for any damages or losses arising from any use of this information. Past performance is no guarantee of future results.