



Xtrackers DBLCI Commodity Optimum Yield Swap UCITS ETF 2C

a sub fund of Xtrackers

- Exposure to a diversified basket of commodities
- Roll-optimised index approach to minimise negative roll returns in contango markets and maximise positive roll returns in backwardated markets

Fund Information	
Fund Name	Xtrackers DBLCI Commodity Optimum Yield Swap UCITS ETF
ISIN	LU0460391732
UCITS IV compliant	Yes
Fund Currency	USD
Currency Hedge	No
NAV/Index Ratio	ca. 1 /10
Portfolio Structure	Substitute Basket + Swap
Fund launch date	9 April 2010
All-in fee	0.55% p.a.
Financial year end	31 December
Number of Commodities	14
NAV per Share	USD 22.22 (31 May 2019)
Total Fund Assets	USD 307,733,899 (31 May 2019)

Key Risks

- The Fund is not guaranteed and your investment is at risk. The value of your investment may go down as well as up.
- The Fund provides exposure to commodities. Commodity prices react, among other things, to economic factors such as changing supply and demand relationships, weather conditions and other natural events, the agricultural, trade, fiscal, monetary, and other policies of governments and other unforeseeable events all of which may affect your investment. This factsheet is a marketing document and summarises certain aspects of the product only. Any investment decision should be made on the basis of an understanding of the Prospectus and the Key Investor Information Document ("KIID"), which is available on our website alongside full disclosure of NAV, the composition of the Fund's portfolio and information on the index constituents.
- The Fund will use financial contracts (known as derivatives) to try to reduce the effect of currency fluctuations between the currency of its assets and the currency of the shares. This may not be effective and may prevent the Fund from benefitting from an increase in value of (or expose a Fund to the decrease in value of) a particular currency.
- The Fund will enter into a derivative with a counterparty (initially Deutsche Bank). If the counterparty fails to make payments (for example, it becomes insolvent) this may result in your investment suffering a loss.

Historical Performance DBLCI Commodity Optimum Yield Swap UCITS ETF



Source: Index Provider; as of 31 May 2019

Source: DWS, Index Provider, as of 31 May 2019

Past performance is not a reliable indicator of future results. Performance shown above is net of fund fees and any index replication costs. ETF performance calculation includes reinvested dividends. Index performance calculated on a total return basis.

DBLCI – OY BALANCED Total Return Index

The Deutsche Bank Commodity Booster Bloomberg Index aims to reflect the performance of the following market:

- Diversified basket of commodities from five broad commodity sectors
- Covers 22 different commodity contracts drawn from the Energy, Precious Metals, Industrials Metals, Agriculture and Livestock sectors
- Features an optimum yield approach, designed to either maximise roll returns by selecting the futures contract with the highest implied roll yield for each commodity or minimise roll costs by selecting the futures contract with the lowest implied roll costs for each commodity
- 2017 Sector weightings as follows: Energy: 31%, Precious Metals: 17%, Industrial Metals: 16% and Agriculture & Livestock : 36%
- Index reviewed on an annual basis based on world production and liquidity

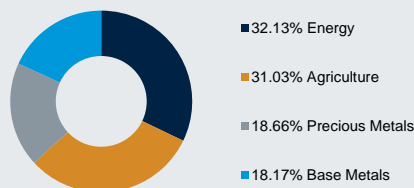
Additional information on the index, selection and weighting methodology is available at <https://index.db.com>

Listing and Trading Information								
Exchange	NSIN	Exchange Code (local)	Trading Currency	Trading Hours (Local Time)	Settlement	Bloomberg Ticker	Reuters RIC	iNAV Reuters
London Stock Exchange	B5V4RV5	XBCU	USD	9:00 – 17:30	T+2	XBCU LN	XBCU.L	XBCUINAVUSD.DE
SIX Swiss Exchange	11068625	XBCU	USD	9:00 – 17:30	T+2	XBCU SW	XBCU.S	XBCUINAVUSD.DE

Registration for public distribution

Austria, Denmark, Finland, France, Germany, Ireland, Luxembourg, Netherlands, Norway, Sweden, Switzerland, United Kingdom

Sector Allocation



Source: DWS, Index Provider, as of 31 May 2019

Index Composition

Index name	Commodity	Weight
DBLCI-OY GC (Gold)	Gold	15.11%
DBLCI-OY C (Corn)	Corn	8.66%
DBLCI-OY S (Soybeans)	Soybeans	7.74%
DBLCI-OY SB (Sugar #11)	Sugar	7.42%
DBLCI-OY RB (RBOB Gasoline)	RBOB Gasoline	7.35%
DBLCI-OY HO (Heating Oil)	Heating Oil	7.29%
DBLCI-OY LCO (Brent Crude)	Brent Crude Oil	7.04%
DBLCI-OY CL (WTI Sweet Light Crude)	WTI Crude Oil	6.94%
DBLCI-OY MZN (Zinc)	Zinc	6.50%
DBLCI-OY MCU (Copper - Grade A)	Copper	6.02%
DBLCI-OY MAL (Aluminium)	Aluminium	5.64%
DBLCI-OY SI (Silver)	Silver	3.56%
DBLCI-OY NG (Natural Gas)	Natural Gas	3.52%
DBLCI-OY W (Wheat)	Wheat	2.47%
DBLCI-OY MW (Minneapolis Wheat)	Minneapolis Wheat	2.44%
DBLCI-OY KW (Wheat (Kansas))	Wheat (Kansas)	2.31%

Source: DWS, Index Provider, as of 31 May 2019

Index Information

Index name	DBLCI-OY Balanced Total Return Index
Index Type	Total Return Gross
Index Reuters RIC	.DBLCBUTN
Index Bloomberg Ticker	DBLCBUTN <INDEX> GO
Index Provider	DBIQ

Source: DWS, Index Provider, as of 31 May 2019

Clarification of All-In Fee

Investors should be aware that in addition to the All-In Fee, other factors may negatively impact the performance of their investment relative to the underlying index. Examples include: Brokerage and other transaction costs, Financial Transaction Taxes or Stamp Duties as well as potential differences in taxation of either capital gains or dividend assumed in the relevant underlying index, and actual taxation of either capital gains or dividends in the fund. The precise impact of these costs cannot be estimated reliably in advance as it depends on a variety of non-static factors. Investors are encouraged to consult the audited annual- and un-audited semi-annual reports for details.

Key risk factors

An investment in an Xtrackers ETF may not be suitable for all investors. Past performance is not a reliable indicator of future results. Investments in funds involve numerous risks including, among others, general market risks, credit risks, foreign exchange risks, interest rate risks and liquidity risks. As such, the value of an investment in an Xtrackers ETF may go down as well as up and can result in losses, up and including a total loss of the amount initially invested. Investors should be aware that DWS Investments UK Limited, any of its parents or any of its or its parents subsidiaries or affiliates (together referred to as DWS Investment) may from time to time own interests in the Fund which may represent a significant amount or proportion of the overall investor holdings in the Fund. Investors should consider what possible impact such holdings, or any disposal thereof, may have on them.

Disclaimer

Xtrackers is an undertaking for collective investment in transferable securities (UCITS) fund in accordance with the applicable laws and regulations and set up as open-ended investment company with variable capital and segregated liability amongst its respective compartments. Xtrackers is incorporated in the Grand Duchy of Luxembourg, is registered with the Luxembourg Trade and Companies' Register under number B-119.899 and has its registered office at 49, avenue J.F. Kennedy, L-1855 Luxembourg. DWS Investment S.A. acts as the management company of Xtrackers.

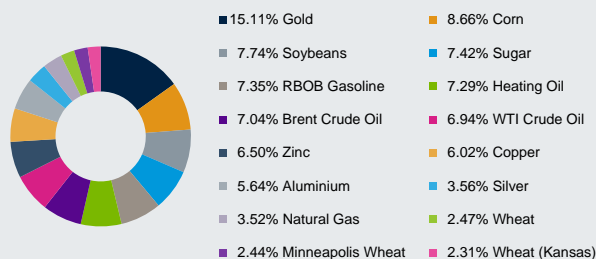
The information contained in this document is provided for information purposes only. Any investment decision in relation to an Xtrackers ETF should be based solely on the latest version of the prospectus, the audited annual and, if more recent, un-audited semi-annual reports and the Key Investor Information Document (KIID), all of which are available upon request or on www.xtrackers.com. In the case of any inconsistency with the prospectus, the latest version of the prospectus shall prevail. This document does not create any legally binding obligations on the part of DWS Investment. Without limitation, this document does not constitute investment advice and does not constitute an offer or recommendation to enter into any transaction. This document is not intended for distribution or use by any person or entity who is a citizen or resident of or located in any jurisdiction where such distribution, publication or use would be prohibited. While every effort has been made to ensure that the information contained in this document is correct, complete and accurate, no representation or warranty, expressed or implied, is made as to the correctness, completeness or accuracy thereof and DWS Investment assumes no responsibility or liability for any errors or omissions therein. For more information on the Fund please refer to the prospectus and relevant KIID. Issued in the UK by DWS Investments UK Limited. DWS Investments UK Limited is regulated by the Financial Conduct Authority for the conduct of business in the UK.

© DWS Investment 2019. All information as of 31 May 2019

Index disclaimer

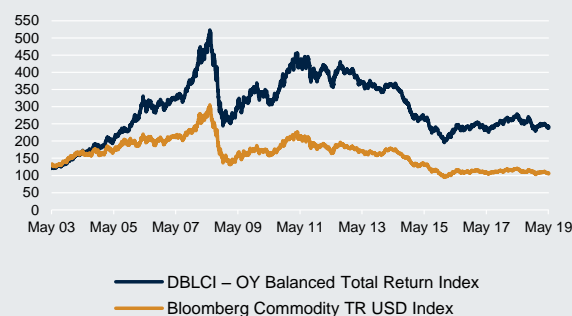
The index sponsors of the indices referred to herein make no warranty or representation whatsoever either as to the results obtained from use of the indices and/or the figures at which the said indices stand at any particular day or otherwise. These index sponsors shall not be liable to any person for any error in their indices and shall not be under any obligation to advise any person of any error therein.

Index Composition of the DBLCI – OY Balanced Total Return Index



Source: DWS, Index Provider, as of 31 May 2019

Historical Performance of the DBLCI – OY Balanced Total Return Index against the Bloomberg Commodity Index Total Return (BCOMTR)



Source: DWS, Index Provider, as of 31 May 2019

Past performance is not a reliable indicator of future results. Performance shown above is net of fund fees and any index replication costs.

Further information on Xtrackers ETFs

DWS Investments UK Limited

Winchester House,
1 Great Winchester Street,
London EC2N 2DB
United Kingdom

Hotline: +41 (58) 111 3747

Website: www.Xtrackers.com

E-Mail: Xtrackers@dws.com