

C Distribution GBP | Data as at 31.12.2019

Fund objectives and investment policy

The fund aims to provide capital growth and income by investing in inflation-linked bonds.

The fund invests at least two-thirds of its assets in inflation-linked bonds with an investment grade or sub-investment grade credit rating (as measured by Standard & Poor's or any equivalent grade of other credit rating agencies for rated bonds and implied Schroders ratings for non-rated bonds) issued by governments, government agencies, supra-nationals and companies worldwide. Inflation-linked bonds provide protection against the effects of rising prices as generally both the value of the original amount borrowed and the interest payments move in line with consumer prices. The fund may use derivatives with the aim of achieving investment gains, reducing risk or managing the fund more efficiently. The fund may also hold cash.

Relevant risk as associated with this Fund are shown overleaf and should be carefully considered before making any investment.

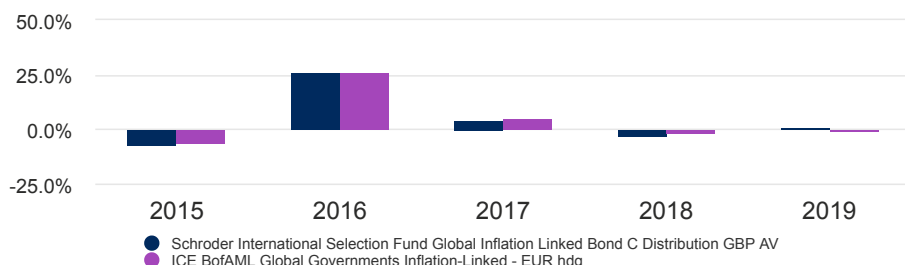
Share class performance

Cumulative performance	1 month	3 months	YTD	1 year	3 years	5 years	Since inception
Share class (Net)	-0.9	-6.6	0.8	0.8	2.4	20.8	35.7
Benchmark	-1.2	-7.2	-0.7	-0.7	3.2	22.3	42.6

Discrete yearly performance	Dec 14 - Dec 15	Dec 15 - Dec 16	Dec 16 - Dec 17	Dec 17 - Dec 18	Dec 18 - Dec 19
Share class (Net)	-6.6	26.2	4.5	-2.7	0.8
Benchmark	-5.9	25.8	5.4	-1.3	-0.7

Calendar year performance	2015	2016	2017	2018	2019
Share class (Net)	-6.6	26.2	4.5	-2.7	0.8
Benchmark	-5.9	25.8	5.4	-1.3	-0.7

Performance over 5 years (%)



Past Performance is not a guide to future performance and may not be repeated. The value of investments and the income from them may go down as well as up and investors may not get back the amounts originally invested. Exchange rate changes may cause the value of any overseas investments to rise or fall.

Source: Morningstar, bid to bid, net income reinvested, net of fees.

Fund facts

Fund manager	Paul Grainger ; Bob Jolly
Managed fund since	02.06.2015 ; 30.11.2011
Fund management company	Schroder Investment Management (Europe) S.A.
Domicile	Luxembourg
Fund launch date	28.11.2003
Share class launch date	19.02.2010
Fund base currency	EUR
Share class currency	GBP
Fund size (Million)	EUR 882.70
Number of holdings	72
Benchmark	ICE BofAML Global Governments Inflation-Linked - EUR hdg
Unit NAV	GBP 26.6070
Dealing frequency	Daily
Distribution frequency	Annually

Fees & expenses

Ongoing charge	0.52%
----------------	-------

Purchase details

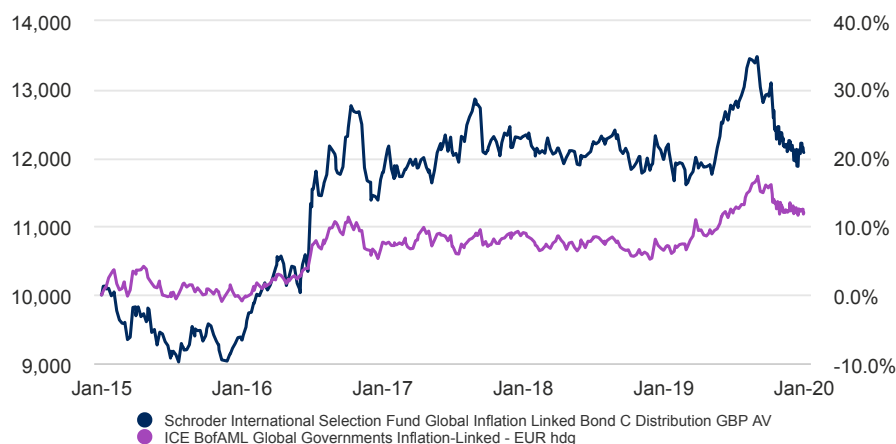
Minimum initial subscription	EUR 1,000 ; USD 1,000 or their near equivalent in any other freely convertible currency.
------------------------------	--

Codes

ISIN	LU0488034827
Bloomberg	SGILGCD LX
SEDOL	B636GCO
Reuters	LU0488034827.LUF

C Distribution GBP | Data as at 31.12.2019

5 year return of GBP 10,000



Past Performance is not a guide to future performance and may not be repeated.

The value of investments and the income from them may go down as well as up and investors may not get back the amounts originally invested. Exchange rate changes may cause the value of any overseas investments to rise or fall.

The chart is for illustrative purposes only and does not reflect an actual return on any investment.

Returns are calculated bid to bid (which means performance does not include the effect of any initial charges), net income reinvested, net of fees.

Risk considerations

Capital risk / negative yields: When interest rates are very low or negative, the fund's yield may be zero or negative, and you may not get back all of your investment.

Counterparty risk: The counterparty to a derivative or other contractual agreement or synthetic financial product could become unable to honour its commitments to the fund, potentially creating a partial or total loss for the fund.

Counterparty risk / money market & deposit: A failure of a deposit institution or an issuer of a money market instrument could create losses.

Credit risk: A decline in the financial health of an issuer could cause the value of its bonds to fall or become worthless.

Currency risk: The fund can be exposed to different currencies. Changes in foreign exchange rates could create losses.

Derivatives risk: A derivative may not perform as expected, and may create losses greater than the cost of the derivative.

High yield bond risk: High yield bonds (normally lower rated or unrated) generally carry greater market, credit and liquidity risk.

Interest rate risk: A rise in interest rates generally causes bond prices to fall.


Leverage risk: The fund uses derivatives for leverage, which makes it more sensitive to certain market or interest rate movements and may cause above-average volatility and risk of loss.

Liquidity risk: In difficult market conditions, the fund may not be able to sell a security for full value or at all. This could affect performance and could cause the fund to defer or suspend redemptions of its shares.

Operational risk: Failures at service providers could lead to disruptions of fund operations or losses.


Capital risk / distribution policy: The expenses of this share class are paid out of capital rather than out of investment income. Capital growth will be reduced and in periods of low growth capital erosion may occur.

Ratings and accreditation



Please refer to the Important information section for the disclosure.

Synthetic risk & reward indicator (SRI)



The risk category was calculated using historical performance data and may not be a reliable indicator of the fund's future risk profile. The fund's risk category is not guaranteed to remain fixed and may change over time. A fund in the lowest category does not mean a risk-free investment. The fund is in this category because it can take higher risks in search of higher rewards and its price may rise and fall accordingly.

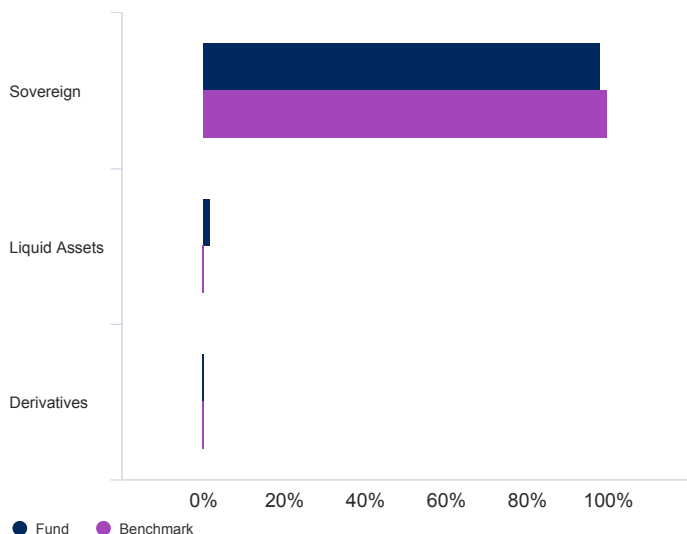
Risk statistics & financial ratios

	Fund	Benchmark
Annual volatility (%) (3y)	7.9	8.3
Effective duration (years)	12.2	-
Current yield (%)	0.3	-

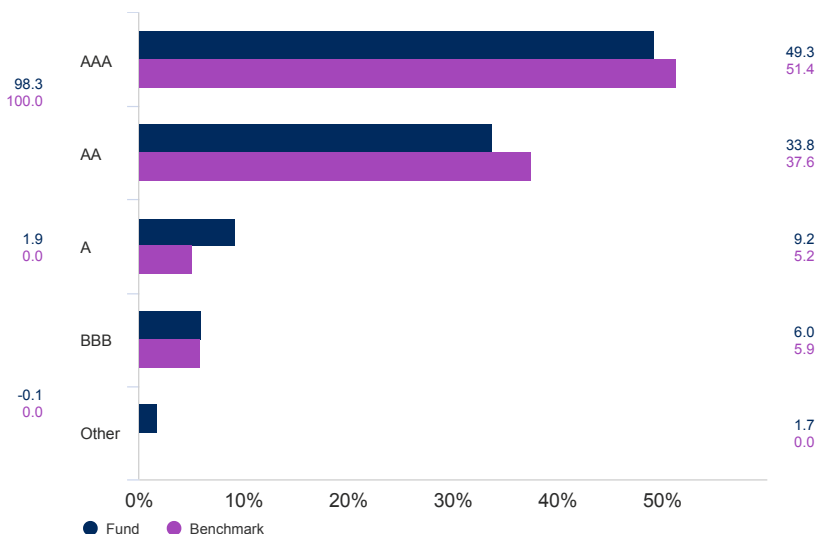
Source: Morningstar. The above ratios are based on bid to bid price based performance data.

Asset allocation

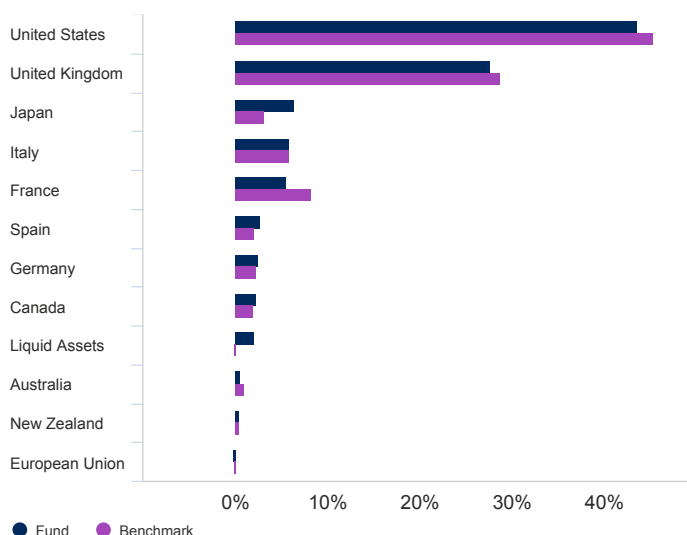
Sector (%)



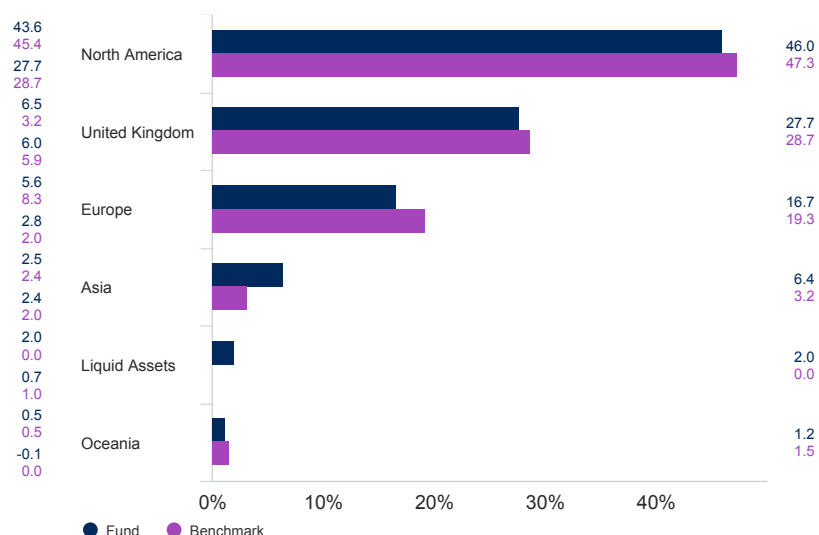
Credit quality (%)



Geographical Breakdown (%)



Region (%)



Top 10 holdings (%)

	Holding name	%
1	US TREASURY INFL IX(TII) 0.1250 15/01/2023	10.0
2	US TREASURY INFL IX(TII) 0.1250 15/04/2022	5.7
3	JAPAN 0.1% I/L 10/09/2023 10-YR SR17	4.4
4	US TREASURY INFL (TII) 0.3750 15/07/2025	4.3
5	US TREASURY INFL (TII) 3.875% 15/04/2029	4.0
6	US TREASURY INFL (TII) 0.3750 15/1/2027	3.9
7	UK GILT INFL IX (UKTI) 0.1250 10/08/2028	3.8
8	US TREASURY INFL (TII) 0.1250 15/07/2026	3.3
9	US TREASURY NOTES I/L 0.875% 15/01/2029	3.2
10	TREASURY IL 0.125% 10/08/2041	3.2

Source: Schroders. Top holdings and asset allocation are at fund level.

Contact information

Schroder Investment Management (Europe) S.A.

5, rue Höhenhof

Sennigerberg

Luxembourg

L-1736

Tel: +352 341 342 202

Fax: +352 341 342 342

For your security, communications may be taped or monitored.

Important information

This document does not constitute an offer to anyone, or a solicitation by anyone, to subscribe for shares of Schroder International Selection Fund (the "Company"). Nothing in this document should be construed as advice and is therefore not a recommendation to buy or sell shares.

Subscriptions for shares of the Company can only be made on the basis of its latest Key Investor Information Document and prospectus, together with the latest audited annual report (and subsequent unaudited semi-annual report, if published), copies of which can be obtained, free of charge, from Schroder Investment Management (Europe) S.A. The Company is a Luxembourg-registered UCITS recognised in the UK under Section 264 of the Financial Services and Markets Act 2000. There will be no right to cancel any agreement to purchase shares. If shares are purchased directly or through an overseas agent not authorised to carry our regulated activities in the UK, all or most of the protection provided by the UK regulatory system will not apply to investments in the Company and compensation will not be available under the UK Financial Services Compensation Scheme and the Financial Ombudsman Service. An investment in the Company entails risks, which are fully described in the prospectus. This document is issued by Schroder Investment Management (Europe) S.A., 5, rue Höhenhof, L-1736 Sennigerberg, Luxembourg. Registered No. B 37.799.

Approved for issue in the UK by Schroder Investment Management Limited, 1, London Wall Place, London EC2Y 5AU. Authorised and regulated by the Financial Conduct Authority. Schroders has expressed its own views and opinions in this document and these may change. Schroders will be a data controller in respect of your personal data. For information on how Schroders might process your personal data, please view our Privacy Policy available at www.schroders.com/en/privacy-policy or on request should you not have access to this webpage. Third party data is owned or licensed by the data provider and may not be reproduced or extracted and used for any other purpose without the data provider's consent. Third party data is provided without any warranties of any kind. The data provider and issuer of the document shall have no liability in connection with the third party data. The Prospectus and/or www.schroders.com contains additional disclaimers which apply to the third party data.

Distributed in the UK by Schroder Investment Management Ltd, 1 London Wall Place, London EC2Y 5AU. Registration No 1893220 England.

Authorised and regulated by the Financial Conduct Authority.

* Morningstar Rating: © Morningstar 2019. All Rights Reserved. The information contained herein: (1) is proprietary to Morningstar and/or its content providers; (2) may not be copied or distributed; and (3) is not warranted to be accurate, complete or timely. Neither Morningstar nor its content providers are responsible for any damages or losses arising from any use of this information. Past performance is no guarantee of future results.