

# BlackRock Absolute Return Bond Fund Class D ACCU GBP

## SEPTEMBER 2019 FACTSHEET

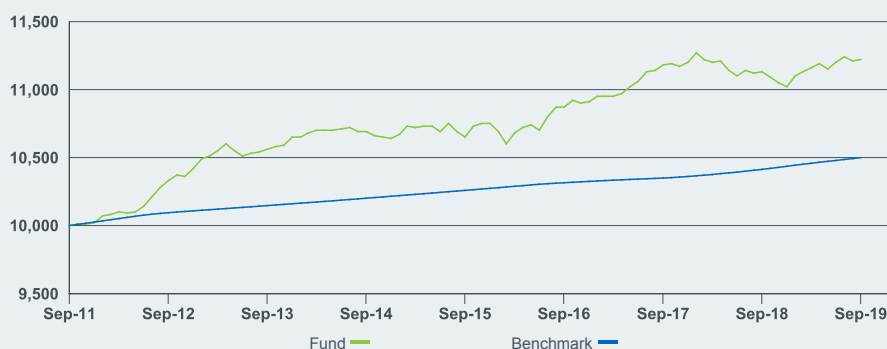
Unless otherwise stated, Performance, Portfolio Breakdowns and Net Asset information as at: 30-Sep-2019. All other data as at 09-Oct-2019.

For Investors in the UK. Investors should read the Key Investor Information Document and Prospectus prior to investing.

### FUND OVERVIEW

The Fund seeks to achieve a positive absolute return on your investment (i.e. an increase in the overall value of the Fund) over a period of 12 months regardless of market conditions. As such, the Fund will not be managed against any fixed income benchmark. The Fund will be managed with the aim of delivering absolute (more than zero) returns on a 12 month basis in any market conditions. However, an absolute return is not guaranteed over a 12 month or any period and the Fund may experience periods of negative return. The Fund's capital is at risk. The Fund aims to gain investment exposure to fixed income (FI) securities, FI-related securities and money-market instruments (MMIs) issued by, or giving exposure to, companies, governments, government agencies and supranationals (i.e. the International Bank for Reconstruction and Development) worldwide.

### GROWTH OF HYPOTHETICAL 10,000 GBP



The figures shown relate to past performance. Past performance is not a reliable indicator of current or future results and should not be the sole factor of consideration when selecting a product or strategy.

Unit Class performance displayed in British Pound. Source: BlackRock. Performance is shown on a bid price basis, with net income reinvested, net of fees. The figures shown relate to past performance.

### 12 MONTH PERFORMANCE PERIODS - TO LAST QUARTER END

	30/9/2014- 30/9/2015	30/9/2015- 30/9/2016	30/9/2016- 30/9/2017	30/9/2017- 30/9/2018	30/9/2018- 30/9/2019	2018 Calendar Year
Share Class	-0.37%	2.07%	2.85%	-0.45%	0.81%	-1.61%
Benchmark	0.57%	0.55%	0.33%	0.62%	0.83%	0.72%

The figures shown relate to past performance. Past performance is not a reliable indicator of current or future results and should not be the sole factor of consideration when selecting a product or strategy.

Unit Class performance is calculated using bid prices, with income reinvested, in British Pound, net of fees.

Source: BlackRock.

### CUMULATIVE & ANNUALISED PERFORMANCE

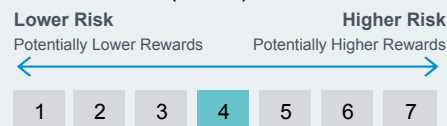
	Cumulative (%)					Annualised (% p.a.)		
	1m	3m	6m	YTD	1 Year	3 Years	5 Years	Since Inception
Share Class	0.09%	0.18%	0.54%	1.81%	0.81%	1.06%	0.97%	1.45%
Benchmark	0.06%	0.20%	0.40%	0.61%	0.83%	0.59%	0.58%	0.61%

The figures shown relate to past performance. Past performance is not a reliable indicator of current or future performance and should not be the sole factor of consideration when selecting a product or strategy. Share Class and Benchmark performance displayed in GBP, hedged fund benchmark performance is displayed in GBP. Performance is shown on a Net Asset Value (NAV) basis, with gross income reinvested where applicable. The return of your investment may increase or decrease as a result of currency fluctuations if your investment is made in a currency other than that used in the past performance calculation. Source: BlackRock

# BLACKROCK®

**Capital at risk.** All financial investments involve an element of risk. Therefore, the value of your investment and the income from it will vary and your initial investment amount cannot be guaranteed.

### SYNTHETIC RISK & REWARD INDICATOR (SRRI)



### KEY FACTS

Asset Class	Absolute Return
I/A Sector	Targeted Absolute Return
Morningstar Category	Alt - Long/Short Credit
Fund Launch Date	30-Sep-2011
Unit Class Launch Date	30-Sep-2011
Fund Base Currency	GBP
Share Class Currency	GBP
Total Fund Size (M)	2,683.39 GBP
Benchmark	LIBOR 3 Month
Domicile	United Kingdom
Fund Type	UCITS
ISIN	GB00B618DS31
Bloomberg Ticker	BRARBDA
Distribution Type	None
Minimum Initial Investment	100,000 GBP

### PORTFOLIO MANAGER(S)

Ian Winship  
Andreas Doerrenhaus

### TOP HOLDINGS (%)

ISHARES EURO CORP BD EX-FIN -5YR U	2.87
ISH EUR HY CRP BND ETF EUR DIST	2.78
ITALY (REPUBLIC OF) 1.75 07/01/2024	2.08
ISH CORE EUR CORP BND ETF EUR DIST	1.92
ISHARES EURO ULTRASHORT BOND UCITS	1.80
ITALY (REPUBLIC OF) 1.3 05/15/2028	1.53
TREASURY (CPI) NOTE 0.875 01/15/2029	1.40
UNITED KINGDOM (GOVERNMENT OF) 0.125 08/10/2028	1.14
AT&T INC 144A 0 11/27/2022	0.98
CHINA PEOPLES REPUBLIC OF (GOVERNMENT OF) 3.29 05/23/2029	0.76
<b>Total of Portfolio</b>	<b>17.26</b>

Holdings subject to change

**Key Risks:** The value of your investment and the income from it will vary and your initial investment amount is not guaranteed. Two main risks related to fixed income investing are interest rate risk and credit risk.

**(Continued on page 2)**

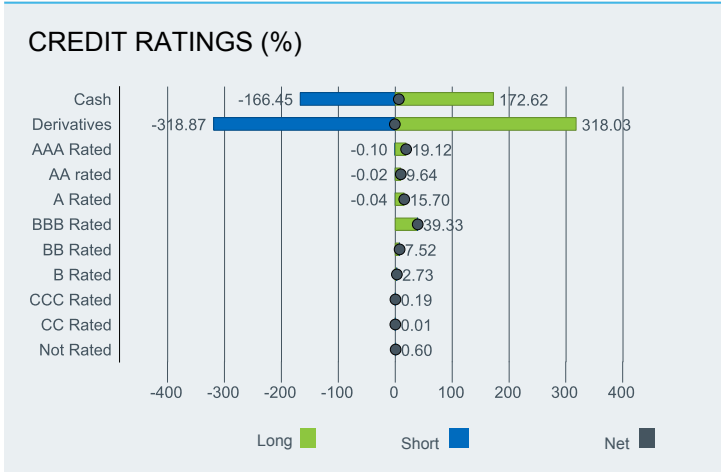
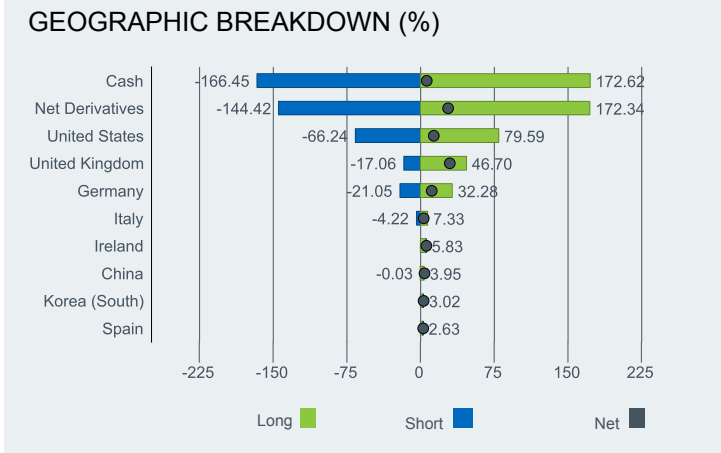
**Key Risks Continued:** Typically, when interest rates rise, there is a corresponding decline in the market value of bonds. Credit risk refers to the possibility that the issuer of the bond will not be able to repay the principal and make interest payments. The Fund invests in fixed interest securities issued by companies. There is a risk of default where the issuing company may not pay income or repay capital to the Fund when due. The Fund uses derivatives as part of its investment strategy including the establishment of both 'long' and 'synthetic short' positions and the creation of market leverage for the purposes of increasing the economic exposure of a Fund beyond the value of its net assets. The Manager employs a risk management process to oversee and manage derivative exposure within the Fund. However, the use of derivatives in this manner may have the effect of increasing the overall risk profile of the Fund. Investors should understand that the Fund is not guaranteed to produce a positive return and as an absolute return product, performance may not move in line with general market trends or fully benefit from a positive market environment.

SECTOR BREAKDOWN (%)			
	Long	Short	Net
Cash	172.62	-166.46	6.16
Net Derivatives	172.35	-144.42	27.93
Global Government	145.66	-145.46	0.20
Global IG Credit	50.92	-19.75	31.17
Emerging Market Debt	17.04	-4.34	12.71
Securitized Assets	19.90	-0.14	19.76
Global HY Credit	4.42	-4.93	-0.50
US Municipals	1.38	0.00	1.38
US Agency MBS	0.92	0.00	0.92
Other	0.28	0.00	0.28

PORTFOLIO CHARACTERISTICS	
Effective Duration (years)	1.35
Nominal Weighted Average Life (WAL)	5.75 yrs
Yield to Worst (%)	1.75

FEES AND CHARGES	
Max Initial Charge	0.00%
Exit Fee	0.00%
Ongoing Charge	0.58%
Performance Fee	0.00%

DEALING INFORMATION	
Settlement	Trade Date + 3 days
Dealing Frequency	Daily, forward pricing basis



 0800 44 55 22
  [enquiry@ukclientservices.blackrock.co.uk](mailto:enquiry@ukclientservices.blackrock.co.uk)
 [blackrock.co.uk](http://blackrock.co.uk)

**IMPORTANT INFORMATION:**

BlackRock have not considered the suitability of this investment against your individual needs and risk tolerance. To ensure you understand whether our product is suitable, please read the Key Investor Information Document. Any decision to invest must be based solely on the information contained in the Company's Prospectus, Key Investor Information Document and the latest half-yearly report and unaudited accounts and/or annual report and audited accounts. Investors should read the fund specific risks in the Key Investor Information Document and the Company's Prospectus. We strongly recommend you seek independent professional advice prior to investing. If, after reading this factsheet, you have any questions or would like any additional information please contact your financial adviser or speak to our Investor Services Team on 0800 445522.

Issued by BlackRock Investment Management (UK) Limited (authorised and regulated by the Financial Conduct Authority). Registered office: 12 Throgmorton Avenue, London, EC2N 2DL. Registered in England No. 2020394. Tel: 020 7743 3000. For your protection, telephone calls are usually recorded. BlackRock is a trading name of BlackRock Investment Management (UK) Limited. © 2019 BlackRock, Inc. All Rights reserved. BLACKROCK, BLACKROCK SOLUTIONS, iSHARES, SO WHAT DO I DO WITH MY MONEY, INVESTING FOR A NEW WORLD, and BUILT FOR THESE TIMES are registered and unregistered trademarks of BlackRock, Inc. or its subsidiaries in the United States and elsewhere. All other trademarks are those of their respective owners.

## GLOSSARY

**Effective Duration:** A measure of price sensitivity of a bond to changes in interest rates. The Modified Duration of the fund is calculated as the average of the underlying bonds' modified duration values, adjusted to take account of their relative weight (size) within the fund.

**Ongoing Charge:** is a figure representing all annual charges and other payments taken from the fund.

**Quartile Rank:** categorises a fund into four equal bands based on their performance over a specified period within the relevant Morningstar's sector. The top or first quartile contains the top 25% of funds, through to the bottom or 4th quartile which contains the bottom 25% of funds.

**SRRI:** is a value based on the volatility of the fund, which gives an indication of the overall risk and reward profile of the Fund.

**Nominal Weighted Average Life (WAL):** A bond's maturity is the length of time until the principal amount of the bond is to be repaid. WAL of the fund is calculated as the average of the underlying bonds' maturities, adjusted to take account of their relative weight (size) within the fund.

**Yield To Worst:** The lowest potential yield that can be received on a bond without the issuer actually defaulting. The yield to worst is calculated by making worst-case scenario assumptions on the issue by calculating the returns that would be received if provisions are used by the issuer.

A short position is the sale of a borrowed security, commodity or currency with the expectation that the asset will fall in value. Whereas a Long position is the buying of a security such as a stock, commodity or currency, with the expectation that the asset will rise in value. A fund has a net long exposure if the percentage amount invested in long positions exceeds the percentage amount invested in short positions, and has a net short position if short positions exceed long positions.

**Performance Fee:** is charged on any returns that, subject to a High Water Mark, the Fund achieves above it's performance fee benchmark. Please refer to the Prospectus for further information.