



Risk Rated Funds

Fact Sheets

October 2018



>Awards and Recognition

2017 International Fund Awards

Best Risked Rated Multi-Manager Fund Manager & Recognised Leaders in FOF - UK

Global Fund Awards 2016

Most outstanding Risk Rated Fund of Funds

Global Fund Awards 2016

Risk Rated Strategies Management Team of the Year

Global Fund Awards 2016

Boutique Investment Manager of the Year UK

2016 International Fund Awards

Best for Risk Rated Multi Manager Funds & Best Performing Multi-Asset Risk Fund

2015 International Fund Awards

Award for Exceptional Fund Management - The Margetts Risk Rated Funds

Investment Week Fund Manager Awards 2014

Winner in the discretionary category

Defaqto 4 Diamonds 2013/14

Risk Targeted Multi-Manager Funds

Moneywise Pension Awards 2013

Venture Awarded Best Flexible Investment Fund

Risk Rated Funds

The fund is one of four Margetts Risk Rated funds. The Risk Rated funds can be used independently or combined with each other to create an actively managed portfolio with a specific risk profile to meet investors' requirements.

The objective of the team is to analyse macro economic data and the investment cycle for opportunities to add value or protect the fund from foreseen dangers to gain relative performance over time.

Risk Profile

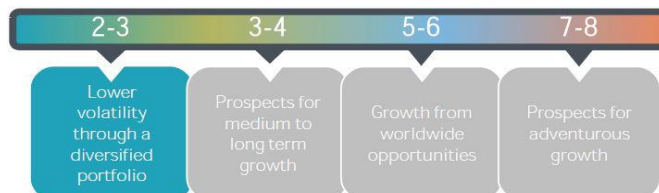
Each fund is managed to its individual risk profile. The fund will have a minimum recommended timescale, which is associated with its level of risk. A financial adviser can help to assess which fund is most appropriate for your needs.

Asset allocation

Objective

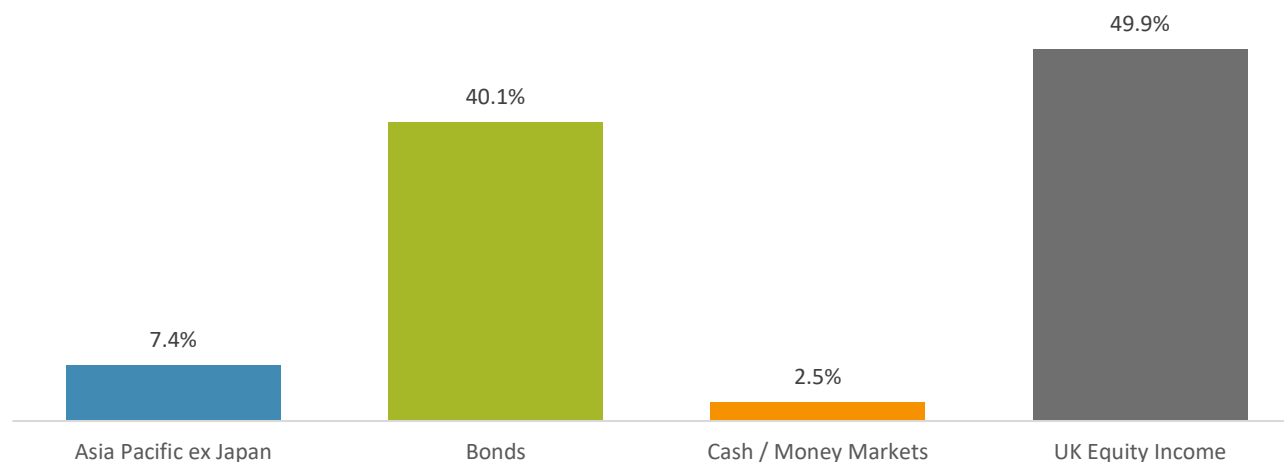
To achieve long term capital growth with increasing income from distributions. The fund will invest in cash, fixed interest securities, domestic and international equities, with a view to minimising volatility.

Risk Scale



Portfolio Holdings Weighting

UK Equity Income		49.94%
Man GLG UK Income Professional Acc C		7.37%
Threadneedle UK Eq Inc Z Inc GBP		7.29%
Franklin UK Equity Income W Acc		7.27%
Vanguard FTSE U.K. Eq Inc Idx Acc		7.14%
Premier Income C Inc		7.08%
Royal London UK Equity Income Z GBP Inc		6.92%
Aviva Investors UK Equity Income 2 £ Inc		6.86%
Bonds		40.15%
L&G Short Dated Stlg Corp Bd Idx C Acc		8.78%
Vanguard UK Shrt-Term IG BdIdx GBP Acc		7.78%
Fidelity Short Dated Corp Bd Y Acc		6.10%
Royal London Short Dur Crdt Z GBP Inc		6.07%
Royal London Global Index Linked Z Inc		5.97%
BlackRock Corporate Bond X Acc		5.46%
Asia Pacific ex Japan		7.45%
L&G Asian Income C Acc		7.45%
Cash / Money Markets		2.46%
Cash		2.46%



Performance (%)



Key Facts

Valuation Point	08:30
Deals can be placed between	09:00 - 17:00
Launch Date	27/01/1995
Fund size	£179m
Ex-Dividend Date	31 Dec/30 Jun
Payment Dates	28 Feb/31 Aug

Performance is based on Margetts Providence Strategy Fund R Acc.

The performance for other share classes may differ due to the difference in charges.

Cumulative Performance

	1 year	3 years	5 years	10 years
Providence	2.08	19.13	25.09	82.79
IA OE Mixed Investment 20-60% Shares	2.91	21.63	28.57	73.35

Discrete Performance

	YTD	2017	2016	2015	2014	2013
Providence	-0.30	6.49	8.98	1.62	3.95	12.71
IA OE Mixed Investment 20-60% Shares						

Source: Morningstar Direct as at 2018-09-28. Performance is bid to bid with income reinvested.

Past performance is no guarantee of future performance and investors may get back less than the original amount invested.

Share Class Information

Name	ISIN	Minimum Investment		Initial Charge	AMC	Ongoing Charges	Yield
		Lump Sum	Regular				
Margetts Providence Strategy Fund Acc	GB0007938490	£1,000	£100	5%	1.475%	2.04%	2.73%
Margetts Providence Strategy Fund Inc	GB0007938276	£1,000	£100	5%	1.475%	2.04%	2.73%
Margetts Providence Strategy Fund R Acc	GB00B4VR6328	£1,000	£100	0%	0.695%	1.26%	2.72%
Margetts Providence Strategy Fund R Inc	GB00B7TRY424	£1,000	£100	0%	0.695%	1.26%	2.72%

Risk Rated Funds

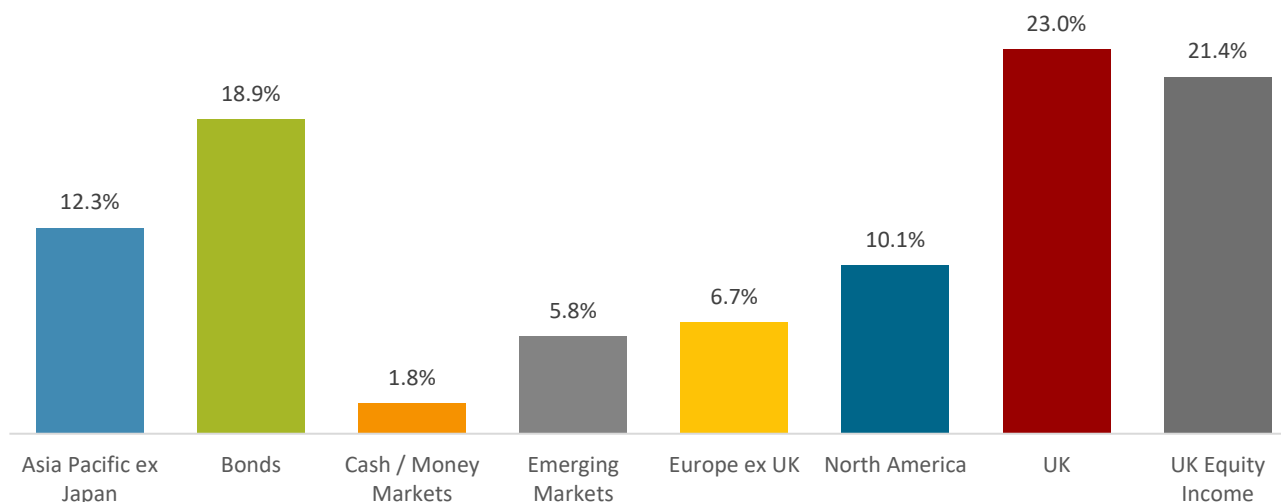
The fund is one of four Margetts Risk Rated funds. The Risk Rated funds can be used independently or combined with each other to create an actively managed portfolio with a specific risk profile to meet investors' requirements.

The objective of the team is to analyse macro economic data and the investment cycle for opportunities to add value or protect the fund from foreseen dangers to gain relative performance over time.

Risk Profile

Each fund is managed to its individual risk profile. The fund will have a minimum recommended timescale, which is associated with its level of risk. A financial adviser can help to assess which fund is most appropriate for your needs.

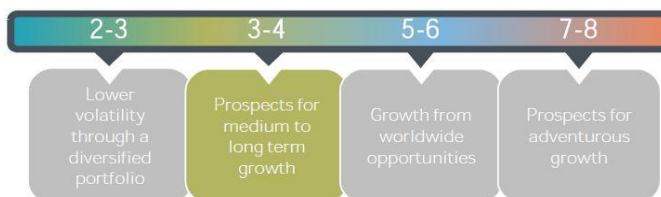
Asset allocation



Objective

The fund aims to achieve medium to long term capital growth on a medium risk basis. The fund will adopt a cautious but active management approach via a diverse spread of mainly UK and European equity, fixed interest, money market collective investments and cash. The fund will include collective investment schemes investing in various world markets

Risk Scale



Portfolio Holdings Weighting

UK	23.02%
iShares UK Equity Index (UK) D Acc	8.55%
Jupiter UK Special Situations I Acc	7.50%
SVM UK Growth Instl	6.98%
UK Equity Income	21.38%
Rathbone Income I Acc	7.29%
BlackRock UK Income X GBP Acc	7.28%
SLI UK Equity Income Uncons Inst Acc	6.81%
Bonds	18.86%
L&G Short Dated Stlg Corp Bd Idx C Acc	6.91%
Royal London Shrt Dur Glb Idx Lnkd Inc Z	6.47%
BlackRock Corporate Bond 1-10 Year D Acc	5.48%
Asia Pacific ex Japan	12.34%
Schroder Asian Income L GBP Acc	6.30%
BlackRock Asia Z Acc GBP	6.04%
North America	10.07%
Fidelity Index US P Acc	5.06%
Vanguard US Equity Index Acc	5.01%
Europe ex UK	6.68%
F&C European Growth & Income 2 Acc	3.35%
IP European Equity Income No Trail Acc	3.33%
Emerging Markets	5.83%
Henderson EMs Opportunities I Acc	5.83%
Cash / Money Markets	1.82%
Cash	1.82%

Performance (%)



Key Facts

Valuation Point	08:30
Deals can be placed between	09:00 - 17:00
Launch Date	20/03/1995
Fund size	£159m
Ex-Dividend Date	31 Dec/30 Jun
Payment Dates	28 Feb/31 Aug

Performance is based on Margetts Select Strategy Fund R Acc.

The performance for other share classes may differ due to the difference in charges.

Cumulative Performance

	1 year	3 years	5 years	10 years
Select	4.67	30.03	40.58	117.31
IA OE Mixed Investment 40-85% Shares	5.88	32.39	40.82	102.40

Discrete Performance

	YTD	2017	2016	2015	2014	2013
Select	0.44	10.68	12.15	3.45	5.41	15.95
IA OE Mixed Investment 40-85% Shares						

Source: Morningstar Direct as at 2018-09-28. Performance is bid to bid with income reinvested.

Past performance is no guarantee of future performance and investors may get back less than the original amount invested.

Share Class Information

Name	ISIN	Minimum Investment		Initial Charge	AMC	Ongoing Charges	Yield
		Lump Sum	Regular				
Margetts Select Strategy Fund Acc	GB0006584097	£1,000	£100	5%	1.475%	2.08%	0.60%
Margetts Select Strategy Fund R Acc	GB00B8K0B575	£1,000	£100	0%	0.695%	1.30%	1.34%

Risk Rated Funds

The fund is one of four Margetts Risk Rated funds. The Risk Rated funds can be used independently or combined with each other to create an actively managed portfolio with a specific risk profile to meet investors' requirements.

The objective of the team is to analyse macro economic data and the investment cycle for opportunities to add value or protect the fund from foreseen dangers to gain relative performance over time.

Risk Profile

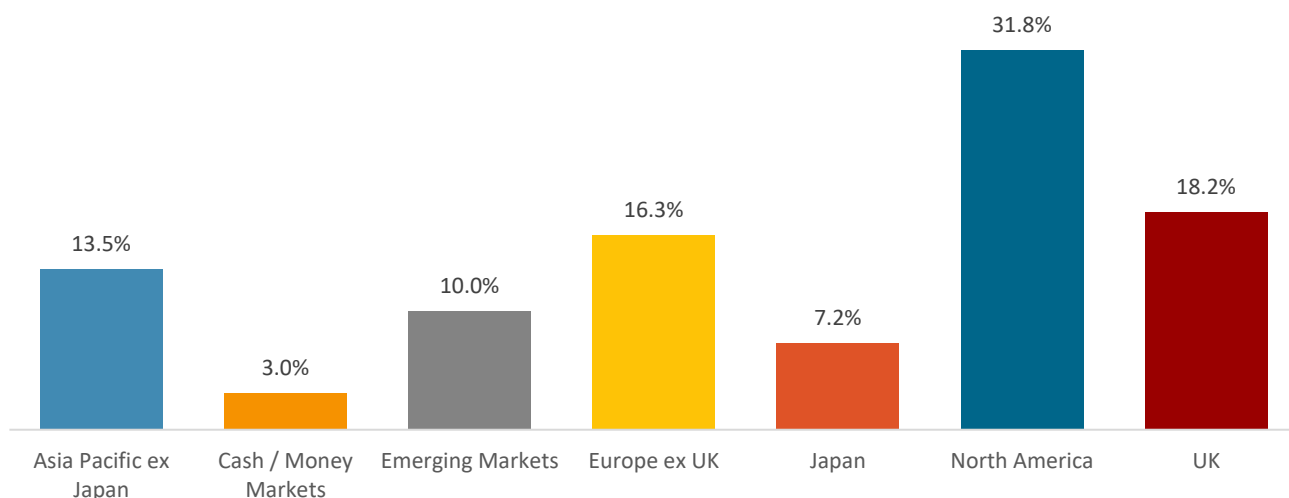
Each fund is managed to its individual risk profile. The fund will have a minimum recommended timescale, which is associated with its level of risk. A financial adviser can help to assess which fund is most appropriate for your needs.

Asset allocation

Objective

Long term growth from capital appreciation and re-invested income. The investment emphasis will be on global equities and may include relatively high weightings in overseas markets. A degree of volatility should be expected in the short/medium term.

Risk Scale



Portfolio Holdings Weighting

North America		31.83%
Vanguard US Equity Index Acc		8.17%
iShares North American Eq Idx (UK) D Acc		8.08%
Fidelity Index US P Acc		7.94%
JPM US Select C Net Acc		7.64%
UK		18.20%
Vanguard FTSE U.K. All Shr Idx UT Acc		7.79%
JPM UK Dynamic C Net Acc		5.58%
Threadneedle UK Gr & Inc Z Inc GBP		4.84%
Europe ex UK		16.28%
HSBC European Index Accumulation C		5.49%
JPM Europe Dynamic (ex-UK) C Acc		5.42%
BlackRock Continental Euro X Acc		5.37%
Asia Pacific ex Japan		13.47%
L&G Asian Income C Acc		6.88%
Baillie Gifford Pacific B Acc		6.60%
Emerging Markets		9.95%
SLI Global Emerging Mrkt Eq Inc Inst Acc		5.01%
Threadneedle Global EMs Eq Z Acc GBP		4.94%
Japan		7.23%
Schroder Tokyo L GBP Hdg Acc		3.66%
Schroder Tokyo L GBP Acc		3.56%
Cash / Money Markets		3.03%
Cash		3.03%

Performance (%)



Key Facts

Valuation Point	08:30
Deals can be placed between	09:00 - 17:00
Launch Date	26/06/1992
Fund size	£118m
Ex-Dividend Date	31 Dec/30 Jun
Payment Dates	28 Feb/31 Aug

Performance is based on Margetts International Strategy Fund R Acc.

The performance for other share classes may differ due to the difference in charges.

Cumulative Performance

	1 year	3 years	5 years	10 years
International	8.95	54.06	65.09	157.58
IA OE Global	12.35	61.66	71.32	158.79

Discrete Performance

	YTD	2017	2016	2015	2014	2013
International	3.33	13.94	22.59	3.50	7.69	17.69
IA OE Global						

Source: Morningstar Direct as at 2018-09-28. Performance is bid to bid with income reinvested.

Past performance is no guarantee of future performance and investors may get back less than the original amount invested.

Share Class Information

Name	ISIN	Minimum Investment		Initial Charge	AMC	Ongoing Charges	Yield
		Lump Sum	Regular				
Margetts International Strategy Fund Acc	GB0007021685	£1,000	£100	5%	1.475%	2.07%	0%
Margetts International Strategy Fund R Acc	GB00B8FN1Z15	£1,000	£100	0%	0.695%	1.29%	0.68%

Risk Rated Funds

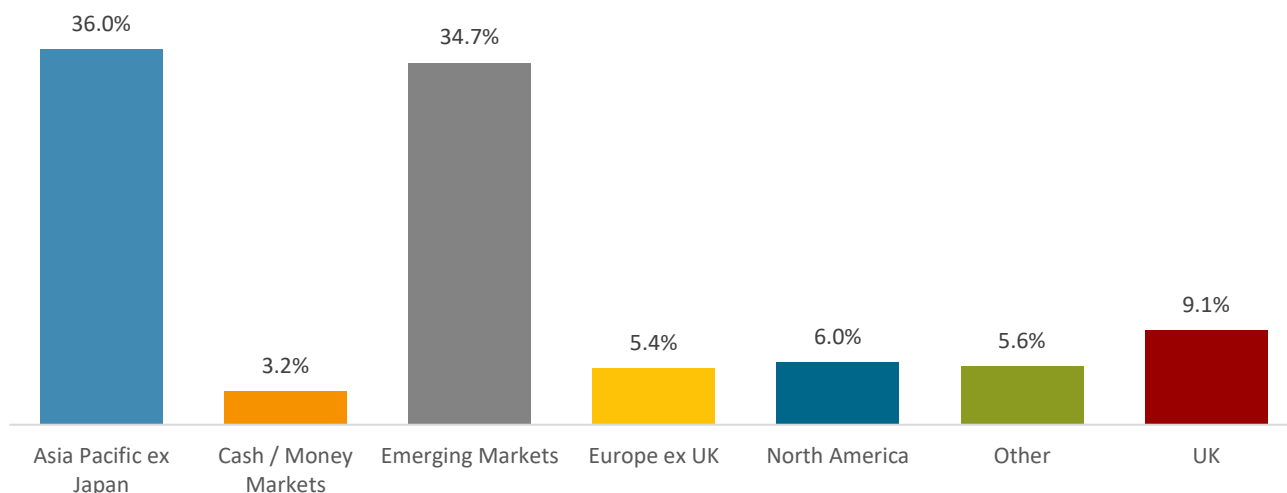
The fund is one of four Margetts Risk Rated funds. The Risk Rated funds can be used independently or combined with each other to create an actively managed portfolio with a specific risk profile to meet investors' requirements.

The objective of the team is to analyse macro economic data and the investment cycle for opportunities to add value or protect the fund from foreseen dangers to gain relative performance over time.

Risk Profile

Each fund is managed to its individual risk profile. The fund will have a minimum recommended timescale, which is associated with its level of risk. A financial adviser can help to assess which fund is most appropriate for your needs.

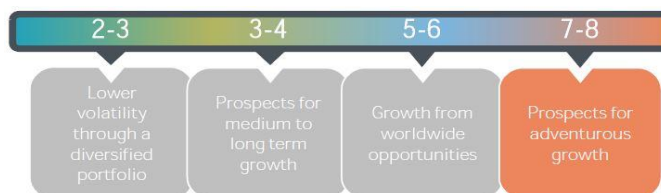
Asset allocation



Objective

Long term growth through a diversified portfolio of predominantly international equities. A high degree of volatility over the short term is possible.

Risk Scale



Portfolio Holdings Weighting

Asia Pacific ex Japan	36.02%
Stewart Inv Asia Pac Ldrs B Acc GBP	7.66%
Schroder Asian Income L GBP Acc	7.24%
Schroder Instl Pacific I Acc	7.20%
Fidelity Instl South East Asia	7.06%
IP Asian No Trail Acc	6.87%
Emerging Markets	34.69%
IP Global Emerging Markets No Trail Acc	5.96%
Henderson EMs Opportunities I Acc	5.93%
Fidelity Emerging Markets W Acc	5.87%
JPM Emerging Markets Inc C Acc	5.79%
Fidelity Index Emerging Markets P Acc	5.58%
Threadneedle Global EMs Eq Z Acc GBP	5.56%
UK	9.06%
Vanguard FTSE U.K. All Shr Idx UT Acc	9.06%
North America	6.01%
Vanguard US Equity Index Acc	6.01%
Other	5.59%
M&G Global Dividend GBP I Acc	5.59%
Europe ex UK	5.43%
F&C European Growth & Income 2 Acc	5.43%
Cash / Money Markets	3.20%
Cash	3.20%

Performance (%)



Key Facts

Valuation Point	08:30
Deals can be placed between	09:00 - 17:00
Launch Date	01/02/1995
Fund size	£88m
Ex-Dividend Date	31 Dec/30 Jun
Payment Dates	28 Feb/31 Aug

Performance is based on Margetts Venture Strategy Fund R Acc.

The performance for other share classes may differ due to the difference in charges.

Cumulative Performance

	1 year	3 years	5 years	10 years
Venture	4.29	52.28	50.45	149.58
IA OE Flexible Investment	5.91	34.91	41.89	103.62

Discrete Performance

	YTD	2017	2016	2015	2014	2013
Venture	-1.87	17.73	24.69	-2.20	7.64	5.95
IA OE Flexible Investment						

Source: Morningstar Direct as at 2018-09-28. Performance is bid to bid with income reinvested.

Past performance is no guarantee of future performance and investors may get back less than the original amount invested.

Share Class Information

Name	ISIN	Minimum Investment		Initial Charge	AMC	Ongoing Charges	Yield
		Lump Sum	Regular				
Margetts Venture Strategy Fund Acc	GB0007938383	£1,000	£100	5%	1.475%	2.25%	0.1%
Margetts Venture Strategy Fund R Acc	GB00B6VBDR16	£1,000	£100	0%	0.695%	1.47%	0.83%

Important Information

Margetts Fund Management Ltd is authorised and regulated by the Financial Conduct Authority.

Past Performance is no guarantee of future performance. The value of an investment and the income from it can fall as well as rise and investors may get back less than they invested.

Quoted yields are based on the previous 12 months distributions to investors and are not guaranteed. Future distributions may differ and will be subject to market factors.

Risk factors should be taken into account and understood including (but not limited to) currency movements, market risk, liquidity risk, concentration risk, lack of certainty risk, inflation risk, performance risk, local market risk and credit risk.

The information on this factsheet is intended to provide information only and should not be interpreted as advice. Margetts recommend that investors seek professional advice before making any investment to ensure that the product is suitable and can achieve their objectives.

Investors should ensure that they have read and understood the Non UCITS Retail Scheme Key Investor Information Document (NURS-KII) and Supplementary Information Document (SID), which contain important information. A copy of these documents is available on the website or on request from Margetts Fund Management. Contact details are provided below.

Margetts does not warrant that information will be error-free.

Award Winners for Investment Performance
www.margetts.com



Margetts Fund Management Ltd
1 Sovereign Court Graham Street Birmingham B1 3JR

Registered in England No. 4158249
Authorised and Regulated by the Financial Conduct Authority

E & OE