

Xtrackers Euro Stoxx 50 Short Daily Swap UCITS ETF 1C

a sub fund of Xtrackers

- Inverse Exposure to Eurozone Equities
- Short exposure to the top 50 blue chip Eurozone stocks

Fund information	
Fund name	Xtrackers Euro Stoxx 50 Short Daily Swap UCITS ETF
ISIN	LU0292106753
UCITS compliant	Yes
Share class currency	EUR
Investment Methodology	Indirect Replication
Portfolio Structure	Substitute Basket + Swap*
Fund launch date	05 June 2007
Share class launch date	05 June 2007
All-in fee*	0.40% p.a.
Financial year end	31 December
Income treatment	Reinvestment
NAV per Share	EUR 11.74 (29 November 2019)
Total Fund Assets	EUR 302,043,175.06 (29 November 2019)
Reporting Fund	Yes

* ETF enters a swap agreement with an investment bank whereby the bank provides the ETF with the returns of the index adjusted to reflect certain index replication costs or enhancements. Please see the glossary for more details of All-in fee

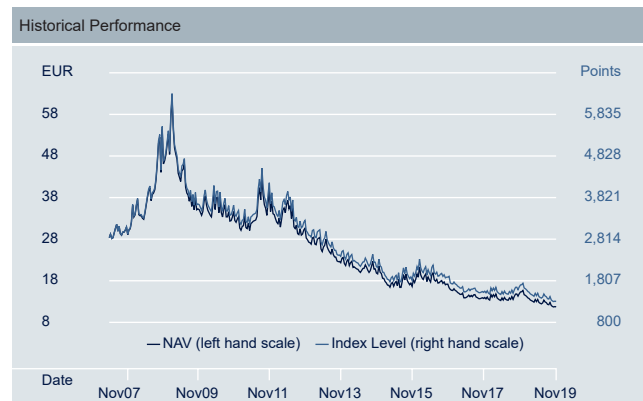
Key Risks

- The Fund is not guaranteed and your investment is at risk. The value of your investment may go down as well as up.
- The value of an investment in shares will depend on a number of factors including, but not limited to, market and economic conditions, sector, geographical region and political events.
- The Fund is exposed to market movements in a single country or region which may be adversely affected by political or economic developments, government action or natural events that do not affect a fund investing in broader markets.
- The Fund will enter into a derivative with a counterparty (initially Deutsche Bank). If the counterparty fails to make payments (for example, it becomes insolvent) this may result in your investment suffering a loss.
- The Index is constructed to track the performance of a negative (known as a short) position on the Underlying Index, meaning that the level of the Index should rise when the Underlying Index falls and fall when the Underlying Index rises. The Index is designed to do this on a daily basis only which should not be equated with seeking a short position for periods longer than a day. The performance of the Fund over periods longer than one day may not be inversely proportional or symmetrical with the returns of the Underlying Index.

Historical Performance Figures as of 29 November 2019						
	11/14 - 11/15	11/15 - 11/16	11/16 - 11/17	11/17 - 11/18	11/18 - 11/19	Since launch
Index	-15.33%	4.04%	-18.88%	5.92%	-19.73%	-54.21%
Share Class	-16.11%	2.91%	-19.49%	5.65%	-19.82%	-58.81%

Source: DWS, Index Provider; as of 29 November 2019

Past performance is not a reliable indicator of future results.
Index performance calculated on a total return basis.



Source: DWS, Index Provider; as of 29 November 2019

Past performance is not a reliable indicator of future results. Whenever NAV and index levels exactly match the NAV line only will show.
ETF performance calculation includes reinvested dividends.

Euro STOXX 50® Short Index

The Euro Stoxx 50 Short Daily index aims to reflect the performance of the following market:

- 1x Short exposure to Eurozone blue chip companies listed in EUR in Eurozone countries
- Short exposure to 50 largest and most liquid companies
- Weighted by free-float adjusted market capitalisation
- Quarterly index review, largest component is capped at 10%

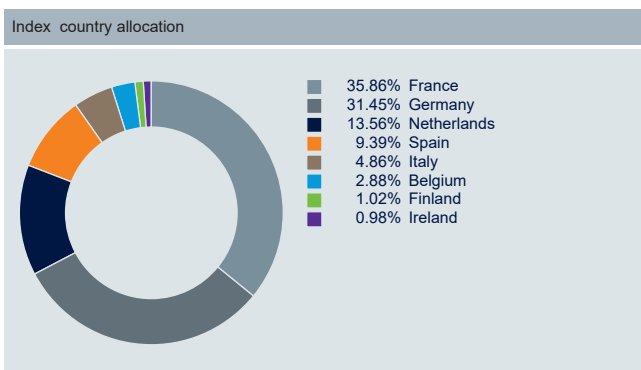
Additional information on the index, selection and weighting methodology is available at www.stoxx.com

Listing and trading information							
Exchange	NSIN	Exchange Code (local)	Trading Currency	Trading Hours (Local Time)	Settlement	Bloomberg Ticker	Reuters RIC
Xetra	DBX1SS	DXSP	EUR	09:00 - 17:30	t+2	XSSX GY	XSSX.DE
London Stock Exchange	B2PDKB8	XSSX	GBP	09:00 - 17:30	t+2	XSSX LN	XSSX.L
Stuttgart Stock Exchange	DBX1SS	DXSP	EUR	09:00 - 20:00	t+2	XSSX GS	XSSX.SG
Italian Stock Exchange	-	XSSX	EUR	09:00 - 17:30	t+2	XSSX IM	XSSX.MI
BX Berne eXchange	3071334	XSSX	CHF	09:00 - 17:30	t+2	XSSX BW	XSSX.BN

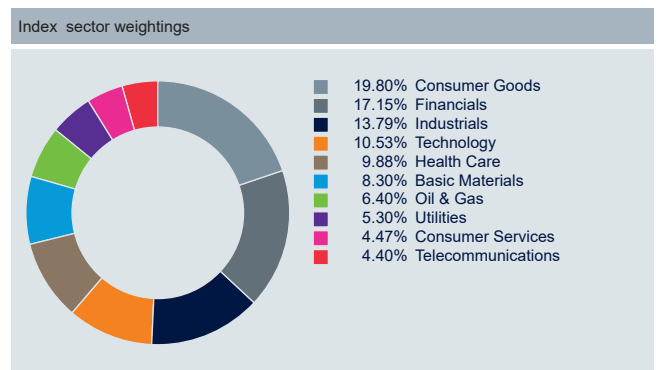


Index information	
Index Provider	Deutsche Börse AG
Index Type	Total Return Gross
Number of Index constituents	50
Countries in Index	8
Dividend Yield	3.28%
PE Ratio	17.48
Index Reuters RIC	.SX5TS
Index Bloomberg ticker	SX5TS
Index Base Currency	EUR

Source: Index Provider; as of 29 November 2019



Source: Index provider; as of 30 September 2019



Source: Index provider; as of 30 September 2019

Top 10 index constituents

TOTAL ORD	4.99%
SAP SE ORD	4.62%
LINDE ORD	3.82%
Sanofi-Aventis SA	3.79%
LVMH MOET HENNESSY LOUIS VUITT	3.79%
ASML HOLDING ORD	3.77%
ALLIANZ SE ORD	3.54%
UNILEVER OS	3.15%
SIEMENS ORD	3.06%
ANHEUSER-BUSCH INBEV SA/NV ORD	2.88%

Source: Index provider; as of 30 September 2019

Registrations for public distribution

Denmark	Italy	Spain
Finland	Luxembourg	Sweden
France	Netherlands	Switzerland
Germany	Norway	United Kingdom
Ireland		

Further information on Xtrackers

DWS Investments UK Limited
 Winchester House
 1 Great Winchester Street
 London EC2N 2DB
 United Kingdom

Hotline: +44 (0)20 7547 1747
 Website: www.Xtrackers.com
 E-Mail: Xtrackers@dws.com

Glossary

A Glossary of Terms is available at Xtrackers.com

Key Risk Factors

Investments in funds involve numerous risks including, among others, general market risks, credit risks, foreign exchange risks, interest rate risks and liquidity risks. As such, the value of an investment in an Xtrackers ETF may go down as well as up and can result in losses, up and including a total loss of the amount initially invested.

Movements in exchange rates can impact the value of your investment. If the currency of your country of residence is different from the currency in which the underlying investments of the fund are made, the value of your investment may increase or decrease subject to movements in exchange rates.

Disclaimer

This document is intended for information purposes only and does not create any legally binding obligations on the part of DWS Group GmbH & Co. KGaA and/or its affiliates (DWS). This document has been prepared without consideration of the investment needs, objectives or financial circumstances of any investor. Without limitation, this document does not constitute an offer, an invitation to offer or a recommendation to enter into any transaction. Before making an investment decision, investors need to consider, with or without the assistance of an investment adviser, whether the investments and strategies described or provided by DWS are appropriate in light of their particular investment needs, objectives and financial circumstances. Information in this document has been obtained or derived from sources believed to be reliable and current. However, accuracy or completeness of the sources cannot be guaranteed. Xtrackers is an undertaking for collective investment in transferable securities (UCITS) in accordance with the applicable laws and regulations and set up as open-ended investment company with variable capital and segregated liability amongst its respective compartments. Xtrackers is incorporated in the Grand Duchy of Luxembourg, is registered with the Luxembourg Trade and Companies Register under number B-119.899 and has its registered office at 49, avenue J.F. Kennedy, L-1855 Luxembourg. DWS Investment S.A. acts as the management company of Xtrackers.

Any investment decision in relation to a fund should be based solely on the latest version of the prospectus, the audited annual and, if more recent, un-audited semi-annual reports and the Key Investor Information Document (KIID), all of which are available in English upon request to DWS Investment S.A., 2, Boulevard Konrad Adenauer, L-1115 Luxembourg or on www.Xtrackers.com. PAST PERFORMANCE IS NO GUARANTEE OF FUTURE RESULTS.

© DWS Investments UK Limited, 2019. All information as of 29 November 2019 unless otherwise stated.

Index Disclaimer

Euro STOXX 50® Short Index is a registered trademark of Deutsche Börse AG. This financial instrument is neither sponsored nor promoted, distributed or in any other manner supported by Deutsche Börse AG (the "Licensor"). Neither the publication of the Index by the Licensor nor the granting of a license regarding the Index as well as the Index Trademark for the utilization in connection with the financial instrument or other securities or financial products, which derived from the Index, represents a recommendation by the Licensor for a capital investment or contains in any manner a warranty or opinion by the Licensor with respect to the attractiveness on an investment in this product.

