Fidelity Investment Funds

Prospectus

Fidelity™ INTERNATIONAL

PROSPECTUS

OF

FIDELITY INVESTMENT FUNDS

**(an umbrella company with variable capital
registered in England and Wales under registered number IC8)**

This document constitutes the Prospectus for Fidelity Investment Funds ("the Company"), which has been prepared in accordance with The Collective Investment Schemes Sourcebook (COLL).

This Prospectus is dated, and is valid as at, 26 May 2020.

Copies of this Prospectus have been sent to the Financial Conduct Authority (formerly known as the Financial Services Authority) and the Depositary.

FIL Investment Services (UK) Limited, the Authorised Corporate Director of the Company, is the person responsible for the information contained in this Prospectus. To the best of its knowledge and belief (having taken all reasonable care to ensure that such is the case), the information in this document does not contain any untrue or misleading statement or omit any matters required by The Collective Investment Schemes Sourcebook to be included in it. FIL Investment Services (UK) Limited accepts responsibility accordingly.

LO00708

Prospectus of Fidelity Investment Funds

An investment company with variable capital and segregated liability between Funds incorporated with limited liability and registered in England and Wales under number IC8. The Company's FCA product reference number is 185943.

In accordance with the OEIC Regulations and with the approval of the FCA, the Company has converted to segregated liability status between Funds. Having segregated liability between Funds means that the Funds are segregated portfolios of assets and, accordingly, the assets of a Fund belong exclusively to that Fund and shall not be used to discharge directly or indirectly the liabilities of, or claims against, any other person or body, including the Company, or any other Fund, and shall not be available for any such purpose. As outlined in the COLL Sourcebook and as more particularly outlined herein under risk factors, the concept of segregated liability is relatively new and accordingly, where claims are brought by local creditors in foreign courts or under foreign law contracts, it is not yet known whether foreign courts will recognise the segregated liability status between Funds.

No person has been authorised by the Company to give any information or to make any representations concerning the Company or in connection with the offering of Shares other than those contained in this Prospectus, and, if given or made, such information or representations must not be relied on as having been given or made by the Company. Any purchase of Shares made by any person on the basis of information or representations not contained in or inconsistent with the information and representations contained in this Prospectus will be solely at the risk of the purchaser.

The Company's Funds are designed and managed to support longer-term investment, and frequent trading is discouraged. The Company is not intended to serve as a vehicle for active trading which seeks to take advantage of short-term fluctuations in securities markets. This type of short-term or excessive trading is often described as "market timing" and may harm a Fund's performance by disrupting portfolio management strategies and by increasing expenses. FIL Investment Services (UK) Limited is committed to disallowing transactions which it knows or reasonably believes to represent a pattern of market timing activity involving the Funds. Accordingly, FIL Investment Services (UK) Limited and other distributors may reject any purchase or switch of Shares by persons who are considered to have a history of short-term or excessive trading in the Funds or in other funds managed by Fidelity or by other fund managers, or whose trading activity has been or may be disruptive.

The delivery of this Prospectus (whether or not accompanied by any reports) or the issue of Shares shall not, under any circumstances, create any implication that the affairs of the Company have not changed since the date hereof.

The distribution of this Prospectus and the offering of Shares in certain jurisdictions may be restricted. Persons into whose possession this Prospectus comes are required by the Company to inform themselves about and to observe any such restrictions. This Prospectus does not constitute an offer or solicitation by anyone in any jurisdiction in which such offer or solicitation is not authorised or to any person to whom it is unlawful to make such offer or solicitation.

Shares in the Company are not listed or dealt on any investment exchange.

The Company's Funds are marketable to all retail investors save the Fidelity Sterling Core Plus Reduced Duration Bond Fund which is designed principally for institutional investors such as pension funds and local government bodies. However, potential investors should not treat the contents of this Prospectus as advice relating to legal, taxation, investment or any other matters and are recommended to consult their own professional advisers concerning the acquisition, holding or disposal of Shares.

Investors in the Company agree that data relating to them may be stored or used for legitimate purposes by FIL Investment Services (UK) Limited and associated or affiliated companies, who may be based outside of the European Economic Area. Data provided by investors will be used for a number of different purposes, including to develop and process the business relationship and to comply with legal and regulatory requirements. Data may be shared with associated or affiliated companies, wherever located, with intermediaries and other parties in the business relationship, and with other third parties for the purposes mentioned above. Information about investors may also be passed to financial and other organisations for the purpose of fraud prevention and where it is suspected that the relevant investor is or has been engaging in short-term, excessive or disruptive trading in the Company's Funds or other funds, so that appropriate steps may be taken to protect the Company and its Shareholders. If data is transferred outside of the UK, Fidelity will ensure that the recipient agrees to hold it securely in accordance with the requirements of the Data Protection Act 1998. Shareholders are advised that telephone calls made to and received from investors by the

Company, its delegates, its duly appointed agents and any of their respective related, associated or affiliated companies are recorded for security, record keeping and/or training purposes.

The provisions of the Company's Instrument of Incorporation are binding on each of its Shareholders (who are taken to have notice of them).

This Prospectus has been issued for the purpose of section 21 of the Financial Services and Markets Act 2000 by FIL Investment Services (UK) Limited.

This Prospectus is based on information, law and practice at the date hereof. The Company cannot be bound by an out of date Prospectus when it has issued a new Prospectus, and investors should check with FIL Investment Services (UK) Limited that this is the most recently published Prospectus.

Important: If you are in any doubt about the contents of this Prospectus you should consult your financial adviser.

TABLE OF CONTENTS

THE COMPANY AND ITS FUNDS 1

The Company 1

The Funds 1

Investment Objectives and Policies of the Funds 2

EU Benchmark Regulation 2

Risk Factors 3

General Risks 3

Asset Class Specific Risks 5

Investment Focus/Style Related Risks 7

Specific Instrument Related Risks 8

Derivatives/Counterparty Related Risks 12

Additional Risks 16

Risks associated with the use of Derivatives 17

Investment Powers and Restrictions 19

SHARES 20

Classes of Shares 20

Register of Shareholders and Statements 21

Share Classes and their characteristics 21

BUYING, SELLING AND SWITCHING SHARES 24

General 24

Money Laundering Prevention 24

Minimum Holdings 24

Buying Shares 24

Selling Shares 25

Switching Shares 25

SHARE PRICES 27

Pricing Basis 27

Calculation of Prices 27

Publication of Prices 27

Price Adjustment Policy (Swing Pricing) 27

Dilution Levy and Large Deals – (Fidelity Index Emerging Markets Fund, Fidelity Index Europe ex UK Fund, Fidelity Index Japan Fund, Fidelity Index Pacific ex Japan Fund, Fidelity Index US Fund and Fidelity Index World Fund (the "Funds") on their first day of dealing only) 28

CHARGES AND EXPENSES 29

ACD's Charges and Expenses 29

Depositary's Charges and Expenses 31

Other Expenses 32

Foreign Exchange Transactions 33

Formation Costs 33

Allocation of Charges and Expenses Between Funds 33

Ongoing Charges Figure ("OCF") 34

INCOME 35

Accounting Periods 35

Income Allocations 35

Income Equalisation 35

UK TAXATION 36

Taxation of the Company and the Funds 36

Taxation of Distributions from the Funds 36

Dividend Distributions 36

Interest Distributions 37

Capital Gains 37

Individual Savings Accounts (ISAs) 37

US Foreign Account Tax Compliance Act ("FATCA") 37

UK International Tax Compliance Agreements ("ITC") 38

APPENDIX 1: THE FUNDS 39

Fidelity American Fund 39

Fidelity American Special Situations Fund 42

Fidelity Asia Fund 44

Fidelity Asia Pacific Opportunities Fund 47

Fidelity Asian Dividend Fund 49

Fidelity Cash Fund 52

Fidelity China Consumer Fund 54

Fidelity Emerging Asia Fund 57

Fidelity Emerging Europe, Middle East and Africa Fund 59

Fidelity Enhanced Income Fund 61

Fidelity European Fund 63

Fidelity European Opportunities Fund 67

Fidelity Extra Income Fund 69

Fidelity Global Dividend Fund 71

Fidelity Global Enhanced Income Fund 73

Fidelity Global Focus Fund 76

Fidelity Global High Yield Fund 78

Fidelity Global Property Fund 81

Fidelity Global Special Situations Fund 83

Fidelity Index Emerging Markets Fund 86

Fidelity Index Europe ex UK Fund 90

Fidelity Index Japan Fund 94

Fidelity Index Pacific ex Japan Fund 98

Fidelity Index UK Fund 102

Fidelity Index US Fund 105

Fidelity Index World Fund 110

Fidelity Japan Fund 114

Fidelity Japan Smaller Companies Fund 116

Fidelity MoneyBuilder Balanced Fund 118

Fidelity MoneyBuilder Dividend Fund 120

Fidelity MoneyBuilder Income Fund 122

Fidelity Short Dated Corporate Bond Fund 125

Fidelity Special Situations Fund 127

Fidelity Sterling Core Plus Reduced Duration Bond Fund 130

Fidelity Strategic Bond Fund 133

Fidelity Sustainable Water & Waste Fund 135

Fidelity UK Growth Fund 137

Fidelity UK Select Fund 139

Fidelity UK Smaller Companies Fund 141

APPENDIX 2: INVESTMENT POWERS AND RESTRICTIONS 143

General 143

Transferable Securities 143

Collective Investment Schemes 144

Money Market Instruments 145

Investment Powers and Restrictions for the Fidelity Cash Fund ("Cash Fund") 147

Derivatives 156

Spread Requirements 163

Concentration Restrictions 164

Prohibition on Acquiring Significant Influence in a Company 164

Warrants and Nil-Paid and Partly-Paid Securities 164

Co-Management of Assets 165

Stocklending 165

Repurchase Agreement Transactions 165

Power to Underwrite or Accept Placings 166

Borrowing 168

Cash and Near Cash 168

Risk Management 169

Breaches of the Investment and Borrowing Powers and Limits 169

ANNEX – ELIGIBLE SECURITIES MARKETS FOR THE COMPANY 170

APPENDIX 3: MANAGEMENT, DISTRIBUTION, INVESTMENT MANAGEMENT AND ADMINISTRATION 172

Authorised Corporate Director 172

The Depositary 173

Conflicts of Interest 174

The Investment Manager 174

The "Index" range of Funds 175

The Auditors 175

General 175

APPENDIX 4: GENERAL INFORMATION 178

Register of Shareholders 178

Calculation of Net Asset Value 178

Transfers 180

Restrictions and Compulsory Transfer and Redemption of Shares 180

US Persons 180

Issue of Shares in Exchange for *In Specie* Assets 181

In Specie Redemptions 182

Suspension of Dealings in Shares 182

Deferred Redemption of Shares 182

Limited Issue 182

Reports 183

Shareholder Meetings and Voting Rights 183

Winding Up of the Company or a Fund 184

Documents of the Company and Material Contracts 185

Complaints 185

APPENDIX 5: IMPORTANT INFORMATION FOR INVESTORS 186

GUERNSEY 186

IRELAND 186

JERSEY 188

SWEDEN 188

APPENDIX 6: LIST OF DELEGATES AND SUB-DELEGATES TO WHOM THE DEPOSITARY HAS DELEGATED ITS SAFEKEEPING DUTIES 190

APPENDIX 7: LIST OF SHARE CLASSES AND ISIN CODES 198

APPENDIX 8: RISK FACTORS 201

TERMS USED IN THIS DOCUMENT

"ACD"	FIL Investment Services (UK) Limited, the authorised corporate director of the Company
"Approved Bank"	An approved bank as defined in the Glossary to the FCA Handbook
"bond futures"	Bond futures are contractual obligations for the contract holder to purchase or sell a bond on a specified date at a predetermined price. A bond future can be bought in a futures exchange market and the prices and dates are determined at the time the future is purchased.
"Business Day"	A day which is not a Saturday or Sunday or any other day recognised in England and Wales as a public holiday or any other day on which banks or the London Stock Exchange are not open for business in the UK. In addition, where a Fund invests outside the UK, the ACD may also take into account whether relevant local exchanges are open and may elect to treat such closures as non-business days. A list of such days treated as non-Business Days for certain Funds from time to time can be obtained from the ACD upon request and is also available at www.fidelity.co.uk/nonbusinessdays. This list is subject to change.
"Class"	All of the Shares relating to a single Fund or a particular class of Shares relating to a single Fund
"COLL"	Refers to the appropriate chapter or rule in the COLL Sourcebook
"COLL Sourcebook"	The Collective Investment Schemes Sourcebook issued by the FCA as amended or re-enacted from time to time
"commitment approach"	One of two standard recognised methodologies to estimate a fund's exposure to market risk. Under the commitment approach the global exposure relating to derivative instruments is the sum of the notional values of all securities as well as derivatives instruments expressed as a percentage of the total net asset value and limited to 100%. A value in excess of 100% could indicate a degree of leverage, i.e. that a given percentage change in market valuations might have a higher percentage impact on the fund.
"Company"	Fidelity Investment Funds
"contracts for difference ("CFD")"	A contract for differences is a contract between two parties, typically described as "buyer" and "seller", stipulating that the seller will pay to the buyer the difference between the current value of an asset and its value at contract time (if the difference is negative, then the buyer pays instead to the seller). It allows investors to gain exposure to underlying assets which they may not be entitled to purchase directly, but also provides exposure to the price change without exposure to the related currency risk. Unlike futures contracts (which are settled through a clearing firm), contracts for difference are privately negotiated between two parties and are not standardised.
"credit default swap ("CDS")"	A credit default swap is a financial contract whereby a buyer of corporate or sovereign debt in the form of bonds attempts to eliminate possible loss arising from default by the issuer of the bonds. This is achieved by the issuer of the bonds insuring the buyer's potential losses as part of the agreement.

"Currency Hedged Share Class" Means a share class which allows the use of currency hedging transactions to mitigate exchange rate fluctuations between the portfolio currencies and the hedged share class currency.

"Depositary" J.P.Morgan Europe Limited, the depositary of the Company

"Derivative" / "derivatives" A Derivative is a financial instrument whose value is linked to the price movements of an underlying asset, rate or index. Derivatives include transactions where settlement occurs on a forward basis, including without limitation forward foreign exchange contracts.

"Eligible Institution" One of certain eligible institutions as defined in the glossary to the FCA Handbook

"FCA" The Financial Conduct Authority

"FCA Handbook" The FCA Handbook of Rules and Guidance

"forward contracts" A forward contract is a customised contract between two parties to buy or sell an asset at a specified price on a future date. A forward contract can be used for hedging or speculation, although its non-standardised nature makes it particularly suitable for hedging. Unlike standard futures contracts, a forward contract can be customised to any financial asset, amount and delivery date.

"Fund" A sub-fund of the Company (being part of the Scheme Property which is pooled separately and to which specific assets and liabilities of the Company may be allocated), and which is invested in accordance with the investment objective applicable to such sub-fund

"futures" Fundamentally, forward and futures contracts have the same function in that both types of contracts allow investors to buy or sell a specific type of asset at a specific time at a given price. However, it is in the specific details that these contracts differ, including the following:

Futures	Forwards
Exchange traded	Private agreements
Standardised	Non-standardised
Clearing houses guarantee the transactions, which drastically lowers the probability of default	Greater chance of default
Contracts are marked-to-market daily, which means daily changes are settled day-by-day until the end of the contract	Settlement of the contract occurs at the end of the contract
Settlement can occur over a range of dates	Only one settlement date

"inflation swaps" An inflation swap is a derivative used to transfer inflation risk from one party to another through an exchange of cash flows. In an inflation swap, one party pays a fixed rate on a notional principal amount, while the other party pays a floating rate linked to an inflation index, such as the Consumer Price Index ("CPI"). The party paying the floating rate pays the inflation-adjusted rate multiplied by the notional principal amount. For example, one party may pay a fixed rate of 3% on a two year inflation swap, and in return receive the actual inflation.

"interest rate futures"	An interest rate future is a contract between the buyer and seller agreeing to the future delivery of any interest-bearing asset. The interest rate future allows the buyer and seller to lock in the price of the interest-bearing asset for a future date.
"interest rate swaps"	An interest rate swap is a liquid financial derivative instrument in which two parties agree to exchange interest rate cash flows, based on a specified notional principal amount from a fixed rate to a floating rate (or vice versa) or from one floating rate to another.
"Mainly"	Where the investment objective or policy of a Fund contains the word "mainly", that Fund will invest over 50% of the value of its property in the specified kind of assets
"Net Asset Value" or "NAV"	The value of the Scheme Property (or of the scheme property attributable to a Fund or Class) less the liabilities of the Company (or of the Fund or Class) as calculated in accordance with the Company's Instrument of Incorporation
"non-deliverable forwards"	A non-deliverable forward is a forward contract (cf. above) in which counterparties agree not to exchange an asset for the previously agreed price, but only the difference between the previously agreed price and the current market price at the time of maturity of the contract. It is used in various markets such as foreign exchange and commodities. Non-deliverable forwards are commonly used for currencies which cannot be readily exchanged for other currencies due to capital controls.
"notional principal amount"	The notional amount (or notional principal amount or notional value) on a financial instrument is the nominal or face value that is used to calculate payments made on that instrument.
"OEIC Regulations"	The Open-Ended Investment Companies Regulations 2001 as amended
"Predominantly"	Where the investment objective or policy of a Fund contains the word "predominantly", that Fund will invest not less than 80% of the value of its property in the specified kind of assets
"Primarily"	Where the investment objective or policy of a Fund contains the word "primarily", that Fund will invest not less than 70% of the value of its property in the specified kind of assets
"Principal Dealing Currency"	For some Funds, separate Classes of Shares are issued, whose Net Asset Value will be calculated and which will be priced in the currency of denomination of the Share Class specified in Appendix 1.
"put/call options"	A put option is an option contract giving the owner the right, but not the obligation, to sell a specified amount of an underlying security at a specified price within a specified time. This is the opposite of a call option, which gives the holder the right, but not the obligation, to buy a specified amount of an underlying security at a specified price within a specified time.
"Scheme Property"	The property of the Company or a Fund as the context requires
"Share"	A share in the capital of the Company (including fractions of one hundredth of a Share)
"Shareholder"	A holder of registered Shares

“swaps”	A swap is a derivative in which two counterparties exchange cash flows of one party's financial instrument for those of the other party's financial instrument. Specifically, two counterparties agree to exchange one stream of cash flows against another stream. These streams are called the ‘legs’ of the swap. The swap agreement defines the dates when the cash flows are to be paid and the way they are accrued and calculated. Usually at the time when the contract is initiated, at least one of these series of cash flows is determined by an uncertain variable such as a floating interest rate, foreign exchange rate, equity price, or commodity price. Swaps are not traded on an exchange but over the counter.
“swaptions”	Swaption is an option on a swap (cf. above). A payer swaption gives the owner of the swaption the right to enter into a swap where they pay the fixed ‘leg’ and receive the floating ‘leg’. A receiver swaption gives the owner of the swaption the right to enter into a swap in which they will receive the fixed ‘leg’, and pay the floating ‘leg’.
“total return swaps”	A total return swap is a swap agreement in which one party makes payments based on a set rate, either fixed or variable, while the other party makes payments based on the return of an underlying asset, which includes both the income it generates and any capital gains. In total return swaps, the underlying asset, referred to as the reference asset, is usually an equity index, loans, or bonds. This is owned by the party receiving the set rate payment. Total return swaps allow the party receiving the total return to gain exposure and benefit from a reference asset without actually having to own it.
“UCITS”	An undertaking for collective investment in transferable securities established pursuant to the UCITS Directive
“UCITS Directive”	Directive 2009/65/EC of the European Parliament and of the Council of 13 July 2009 on the Co-ordination of laws, regulations and administrative provisions relating to UCITS as amended, supplemented or replaced from time to time
“Value-at-Risk (“VaR”)”	Value-at-risk is a statistical measure to estimate the size of rare potential loss events for a given time horizon and confidence level. Typical values for the confidence level are 95% and 99%. A higher confidence level results in a higher potential loss event.
“Value-at-Risk approach (VaR approach)”	The other standard recognised methodology to estimate a fund’s exposure to market risk. The VaR approach applies VaR calculations (cf. above) to a fund and – if applicable – to a reference portfolio. The VaR of the fund is then either compared to an absolute limit or to the VaR of the reference portfolio. In this way, either the potential absolute – expected – loss events are controlled or the size of the potential loss events for the fund can be compared to those of a reference portfolio as a ratio. A value in excess of 100% could indicate a degree of leverage, i.e. that a given percentage change in market valuations might have a higher percentage impact on the fund.
“warrants”	A warrant is a contract that confers the right, but not the obligation, to buy or sell a security – normally an equity – at a certain price before expiration. The price at which the underlying security can be bought or sold is referred to as the exercise price or strike price. As opposed to a call option, a warrant is issued by the company who also issues the underlying stock.

References to investment grade securities mean those with a rating of BBB- or higher (or its equivalent) from a nationally recognised statistical rating organisation (in the case of divergent ratings, the worst of the best two credit ratings applies).

References to sub investment grade securities mean those with a rating of BB+ or less (or its equivalent) from a nationally recognised statistical rating organisation (in the case of divergent ratings, the worst of the best two credit ratings applies).

DIRECTORY

The Company:
Fidelity Investment Funds

Head Office
and address for service of notices:
Oakhill House
130 Tonbridge Road
Hildenborough
Tonbridge
Kent TN11 9DZ
United Kingdom

Authorised Corporate Director, Investment Manager, General Distributor, Administrator and Registrar:
FIL Investment Services (UK) Limited
Oakhill House
130 Tonbridge Road
Hildenborough
Tonbridge
Kent TN11 9DZ
United Kingdom

Depositary:
J.P.Morgan Europe Limited
25 Bank Street
Canary Wharf
London
E14 5JP
United Kingdom

Auditors:
Deloitte LLP
1 New Street Square
London EC4 3HQ
United Kingdom

THE COMPANY AND ITS FUNDS

The Company

Fidelity Investment Funds is an open-ended investment company with variable capital incorporated in England and Wales under registered number IC8 and authorised by the FCA on 7 April 1998.

The Company qualifies as an undertaking for collective investment in transferable securities (a UCITS) and may obtain recognition under the EC Council Directive 85/611 (as amended and replaced by EC Council Directive 2009/65/EC) for marketing in certain member states of the European Economic Area.

The Company has an unlimited duration. Shareholders are not liable for the debts of the Company.

Share Capital:

The maximum share capital of the Company is £500 billion and the minimum share capital of the Company is £10 million. Shares have no par value. The share capital of the Company at all times equals the sum of the Net Asset Values of the Funds.

Base Currency:

The currency of the Company is United Kingdom pounds sterling.

The Funds

The Company is itself authorised as a UCITS. It is structured as an umbrella company, the different Funds each comprising a distinct portfolio of investments. Additional Funds, or new Classes of Shares within existing Funds, may be established from time to time by the ACD with the agreement of the Depositary and the approval of the FCA. All the Funds are constituted as UCITS. This Prospectus will be revised on the introduction of a new Fund or Class of Shares within a Fund.

The Funds are operated separately and the assets of each Fund are managed in accordance with the investment objective and policy applicable to that Fund.

The following Funds are currently available as indicated:

Fidelity American Fund

Fidelity American Special Situations Fund

Fidelity Asia Fund *(formerly Fidelity South-East Asia Fund)*

Fidelity Asia Pacific Opportunities Fund

Fidelity Asian Dividend Fund

Fidelity Cash Fund

Fidelity China Consumer Fund

Fidelity Emerging Asia Fund

Fidelity Emerging Europe, Middle East and Africa Fund

Fidelity Enhanced Income Fund

Fidelity European Fund

Fidelity European Opportunities Fund

Fidelity Extra Income Fund

Fidelity Global Dividend Fund

Fidelity Global Enhanced Income Fund

Fidelity Global Focus Fund *(formerly Fidelity Managed International Fund)*

Fidelity Global High Yield Fund

Fidelity Global Property Fund

Fidelity Global Special Situations Fund

Fidelity Japan Fund

Fidelity Japan Smaller Companies Fund *(formerly Fidelity Japan Special Situations Fund)*

Fidelity MoneyBuilder Balanced Fund *(formerly Fidelity UK Balanced Fund)*

Fidelity MoneyBuilder Dividend Fund *(formerly Fidelity Income Plus Fund)*

Fidelity MoneyBuilder Income Fund

Fidelity Short Dated Corporate Bond Fund

Fidelity Special Situations Fund

Fidelity Sterling Core Plus Reduced Duration Bond Fund

Fidelity Strategic Bond Fund *(formerly Fidelity Sterling Bond Fund)*

Fidelity Sustainable Water & Waste Fund

Fidelity UK Growth Fund *(closed from 13 May 2016)*

Fidelity UK Select Fund *(formerly Fidelity UK Aggressive Fund)*

Fidelity UK Smaller Companies Fund *(formerly Fidelity UK Opportunities Fund)*

Index Funds:

Fidelity Index Emerging Markets Fund

Fidelity Index Europe ex UK Fund

Fidelity Index Japan Fund

Fidelity Index Pacific ex Japan Fund

Fidelity Index UK Fund *(formerly Fidelity MoneyBuilder UK Index Fund)*

Fidelity Index US Fund *(formerly Fidelity MoneyBuilder US Index Fund)*

Fidelity Index World Fund *(formerly Fidelity MoneyBuilder World Index Fund)*

All the Funds qualify for inclusion in an Individual Savings Account. Each of the Funds (save the Fidelity Cash Fund) is a qualifying investment for the purposes of the Personal Equity Plan Regulations 1989 (as amended) and for a stocks and shares component for the purposes of the Individual Savings Account Regulations 1998 (as amended). The Fidelity Cash Fund is a qualifying investment for a Cash ISA under the Individual Savings Account Regulations 1998 (as amended).

The Fidelity Cash Fund is not a guaranteed investment. An investment in the Fidelity Cash Fund is different from deposits, there is the risk that the principal invested in it is capable of fluctuation. The Fidelity Cash Fund does not rely on external support to guarantee its liquidity or stabilise the NAV per Share. The risk of loss of principal invested in the Fidelity Cash Fund is to be borne by a Shareholder.

Full details of each Fund are set out in Appendix 1.

A Shareholder is entitled (subject to certain restrictions) to switch all or some of his Shares of one Class for Shares of a different Class within the same Fund or for Shares of any Class within a different Fund. Details of this switching facility and of the restrictions are set out under Buying, Selling and Switching Shares, Switching Shares.

Investment Objectives and Policies of the Funds

Fidelity Investment Funds provides access to the global research resources and stockpicking skills of Fidelity's investment management teams throughout the world. Both equity and bond Funds are offered. Each Fund provides investment in professionally managed pools of securities and other financial instruments in different geographical areas and currencies, with the aim of achieving capital growth, an attractive level of income or a balance between growth and income. Exposure to various asset classes, including equities or bonds may be achieved indirectly by the use of Derivatives in accordance with a relevant Fund's investment objective and policy.

EU Benchmark Regulation

On 30 June 2016, the European Parliament and the Council adopted a regulation that came into force on 1 January 2018 requiring further transparency on indices used as benchmarks in financial instruments and financial contracts or to measure the performance of investment funds (the "EU Benchmark Regulation").

At the date of this Prospectus, the Index Funds operate as index tracker funds. These Funds aim to track the performance of the relevant index as stated in Appendix 1. Other Funds may use indices for the purpose of performance fee calculation. For further information (if any) on performance fee methodology, please refer to the Charges and Expenses section and Appendix 1 of the Prospectus.

In accordance with the EU Benchmark Regulation, the Investment Manager will maintain an index contingency plan setting out the actions to be taken in the event that a benchmark changes materially or ceases to be provided. Also, the EU Benchmark Regulation requires the prospectus to provide clear and prominent information stating whether the benchmark that may be used is provided by an administrator included in the register of administrators and benchmarks, as defined in the article 36 of

the EU Benchmark Regulation (the "Benchmark Register"). EU benchmark administrators have until 1 January 2020 to submit a request to be entered on the Benchmark Register. Updated information in relation to whether a benchmark is provided by an administrator included in the ESMA register of benchmark administrators will be disclosed once available. Currently relevant Funds as noted in Appendix 1 use indexes provided by the following administrators on the Benchmark register: FTSE International and MSCI Limited.

Benchmarks may also be used by some Funds for comparison purposes or as point of reference against which the performance of a Fund may be measured. Such Funds will actively select the securities in which they invest. As these Funds are actively managed with investment decisions being made at the discretion of the Investment Manager, the actual holdings and Fund performance may differ materially from that of any comparison/reference benchmark(s).

As set out in Appendix 1 relevant Funds may use Derivatives for efficient portfolio management purposes, investment purposes, or both. Derivatives may be used for example to increase or reduce exposure to interest rate, credit and inflation risk or foreign exchange risk for hedging, risk reduction or capital and income purposes. The duration of investments may be managed by the use of rates or credit Derivatives. Derivatives may also be used to synthetically create exposure akin to holding a physical asset. Other strategies may include positions that benefit from a decline in value or that isolate the value of a particular issuer or asset from general market returns, or positions that would not have been available without the use of Derivatives. In order to implement these and other strategies Derivatives entered into may include (but are not limited to) over-the-counter ("OTC") and/or exchange traded Derivatives on any underlying assets, currencies, interest rates, inflation and credit such as options, interest rate or bond futures, interest rate swaps, credit default swaps (single name and baskets), inflation index swaps, forward contract or any combination thereof.

Global Exposure calculation relating to the use of Derivatives

The global exposure relating to Derivatives' use shall be calculated using either the commitment or value at risk ("VaR") approach. Further detail regarding the commitment and VaR global exposure calculation methodologies is outlined in the section entitled "Calculation of Derivatives' exposure" in Appendix 2 and the calculation methodology applicable to a Fund (commitment or VaR) is disclosed in the relevant Fund factsheet in Appendix 1. The VaR methodology will more likely be used where there is extensive use of Derivatives or complex Derivative instruments or strategies.

The investment objective and policy of each Fund is set out in Appendix 1, and details of the investment powers and restrictions prescribed by the COLL Sourcebook are provided in Appendix 2. A Fund must be invested so as to comply with the investment and borrowings powers and restrictions set out in the COLL Sourcebook, the Instrument of Incorporation and this Prospectus.

Risk Factors

The following risk factors do not purport to be a complete explanation of the risks involved in investing in the Shares of a Fund. Prospective investors should read the entire Prospectus and consult with their legal, tax and financial advisors before making any decision to invest in a Fund. Appendix 8 sets out a summary of whether the risks described below may apply to each Fund.

General Risks

1. Risk to Capital and Income

   The assets of a Fund are subject to fluctuations in value and other risks inherent in investing in securities and other financial instruments including the risks outlined below. The value of investments and the income from them may go down as well as up, and you may not get back the original amount invested. Past performance is no guarantee of future performance.

2. Foreign Currency Risk

   Some or all of a Fund's assets may be denominated in currencies other than the base currency of the Fund and this means that currency movements may affect the Fund's return. A Fund may, or may not, hedge these risks using foreign exchange contracts and the associated risks are explained below in the section on Financial Derivative Instruments.

   If a Fund invests in assets denominated in restricted currencies (i.e. where governments impose controls on the amounts of currency that can be traded) this may be subject to higher volatility due to lower traded volumes and pricing uncertainty. Further, the ability to hedge these risks may be limited as derivative instruments such as forwards or futures may be restricted, overly expensive or unavailable.

3. Cash and Cash Equivalents

A Fund may hold cash or cash equivalents (e.g. money market funds or instruments). If the Fund does not include this asset Class as part of its asset allocation, it therefore may not fully participate in the movements of the market(s) on which it focuses.

4. Liquidity

In normal market conditions a Fund's assets comprise mainly realisable investments which can be readily sold. A Fund's main liability is the redemption of any shares that investors wish to sell. In general a Fund manages its investments, including cash, such that it can meet its liabilities. Investments held may need to be sold if insufficient cash is available to finance such redemptions. If the size of the disposals is sufficiently large, or the market is illiquid, then there is a risk that either the investments might not be sold or the price at which they are sold may adversely affect the Net Asset Value of the Fund.

5. Pricing & Valuation

A Fund's assets comprise mainly quoted investments where a valuation price can be obtained from an exchange or similarly verifiable source. However, the Fund may also invest in unquoted and/or illiquid investments which will increase the risk of mispricing. Further, the Fund will compute Net Asset Values when some markets are closed for holidays or other reasons. In these and similar cases an objective verifiable source of market prices will not be available and the Investment Manager will invoke a process which will determine a fair value price for the relevant investments; this process involves assumptions, uncertainty and subjectivity. If such valuation turns out to be incorrect, this will affect the Net Asset Value calculation of the Funds.

6. Counterparty Credit & Settlement

All security investments are transacted through brokers who have been approved by the Investment Manager as an acceptable counterparty. The list of approved brokers is reviewed regularly. There is a risk of loss if a counterparty fails to perform its financial or other obligations to the Funds, for example, the possibility that a counterparty may default, by failing to make payments due, or make payments in a timely manner. If settlement does not occur the loss incurred by the Fund will be the difference between the price of the original contract and the price of the replacement contract, or, in the case where the contract is not replaced, the absolute value of the contract at the time it is voided.

7. Legal & Tax

In some jurisdictions the interpretation and implementation of laws and regulations and the enforcement of shareholders' rights under such laws and regulations may involve significant uncertainties. Further, there may be differences between accounting and auditing standards, reporting practices and disclosure requirements and those generally accepted internationally. Some of the Funds may be subject to withholding and other taxes. Tax law and regulations of any country are constantly changing, and they may be changed with retrospective effect. The interpretation and applicability of the tax law and regulations by tax authorities in some jurisdictions are not as consistent and transparent as those of more developed nations, and may vary from region to region.

8. Custody

A Fund's assets are safe kept by a depositary, this exposes the Fund to the risk of loss of assets placed in custody as a result of insolvency, negligence or fraudulent trading by the depositary. The depositary does not keep all the assets of the Fund itself but uses a network of third-party delegates. Investors are also exposed to the risk of bankruptcy of the third-party delegates. A Fund may invest in markets where custodial and/or settlement systems are not fully developed. Thus, there may be risks that settlement may be delayed and that cash or securities belonging to the Fund may be at risk because of failures of or defects in the settlement systems. In particular, market practice may require that payment be made before receipt of the security being purchased or that delivery of a security be made before payment is received. In such cases, default by a broker or bank (the "counterparty") through whom the transaction is effected might cause the Fund to suffer a loss. The Fund will seek, where possible, to use counterparties whose financial status is such that this risk is reduced. However, there can be no certainty that the Fund will be successful in eliminating this risk, particularly as counterparties operating in some markets may frequently lack the standing or financial resources of those in the most developed countries. There may also be a risk that, because of

uncertainties in the operation of settlement systems in individual markets, competing claims may arise with respect to securities held by or to be transferred to the Fund.

9. Cross Share Class Liabilities

Although assets and liabilities are clearly attributable to each Class of Shares, there is no legal segregation between Classes of Shares within a Fund. This means that if the liabilities of a Class of Shares exceed its assets, creditors of such Class may have recourse without restriction to assets which are attributable to the other Classes of Shares within the same Fund.

Although the Management Company implements appropriate procedures to mitigate this risk of contagion, Shareholders should note that specific transactions may be entered into for the benefit of a particular Class of Shares but result in liabilities for the other Classes of Shares within the same Fund. For example, it should be noted that gains or losses arising from currency hedging transactions are borne by the Shareholders of the respective hedged Share Classes. Given that there is no segregation of liabilities between Share Classes, there is a risk that, under certain circumstances, the settlement of currency hedging transactions or the requirement for collateral (if such activity is collateralised) in relation to one Share Class could have an adverse impact on the net asset value of the other Share Classes in issue.

10. Hedged Share Classes

Investors should be aware that, whilst the Investment Manager seeks to hedge undesired foreign exchange risk into the Principal Dealing Currency through the use of forward foreign exchange contracts (as further detailed in Appendix 2 in the Prospectus), the currency hedging process may not give a precise hedge. Furthermore, there is no guarantee that the hedging will entirely eliminate the risk from undesired currency exposures. Investors in the Hedged Share Classes may have exposure to currencies other than their Principal Dealing Currency and may also be exposed to the risks associated with the instruments used in the hedging process.

11. Dealing Arrangements

In certain circumstances, the investor's right to redeem Shares may be suspended or redemption requests may be deferred.

12. Cyber Events

Cyber-attacks, disruptions, or failures (collectively: cyber events) that affect the Fund's service providers or counterparties, issuers of securities held by the Fund or other market participants may adversely impact the Fund and its shareholders, including by causing financial losses or impairing operations. While the Management Company has established systems and processes seeking to address cyber events there are inherent limitations as the Fund cannot control the cyber security plans of its counterparties.

13. Distribution of Dividends and Expenses out of Capital (Income Share Classes only)

For distributing Classes of Shares, dividends may be paid out of capital where the investment income/capital gain generated by the Fund is insufficient to pay a distribution as declared. Certain distributing Classes of Shares may also pay dividends out of gross investment income whilst all or part of their fees and expenses are paid out of capital, thereby resulting in an increase in distributable income for the payment of dividends to such Classes of Shares. It is important to note that distributing Classes of Shares may distribute not only investment income, but also realised and unrealised capital gains or capital. Investors should also note that the payment of dividends and/or fees and expenses (collectively, "distributions") out of capital represents a return or withdrawal of part of the amount they originally invested or from any capital gains attributable to the original investment. Such distributions may result in an immediate decrease in the Net Asset Value per Share of the Fund and in the capital that the Fund has available for investment in the future. Capital growth may be reduced so that a high distribution yield does not imply a positive or high return on investors' total investments.

Asset Class Specific Risks

1. Equities

For Funds which invest in stocks, the value of those stocks may fluctuate, sometimes dramatically, in response to the activities and results of individual companies or because of general market and economic conditions or other events, including changes in investment sentiment, political and issuer-specific factors.

2. Bonds and other Debt Instruments

For Funds which invest in bonds or other debt instruments, the value of those investments and hence the Net Asset Value of the Fund will depend on factors including, but not limited to, market interest rates, the credit quality of the issuer, the currency of the investment (when the currency of the investment is other than the base currency of the Fund holding that investment) and liquidity considerations. In general, the prices of debt instruments rise when interest rates fall, whilst their prices fall when interest rates rise.

(a) Lower Rated/Unrated Securities

The credit quality of debt instruments is often assessed by rating agencies. Certain Funds may invest in lower-rated and un-rated securities. Lower-rated securities (below investment grade) and un-rated securities may be higher yielding but be subject to wider fluctuations in yield, wider bid-offer spreads, lower liquidity and consequently greater fluctuations in market values and greater risk of loss of principal and interest, than higher-rated (investment grade) securities.

(b) Downgrading Risk

The credit rating of debt instruments or their issuers may be downgraded. In the event of such downgrading, the value of the instrument, and hence the Fund, may be adversely affected. The manager may or may not be able to dispose of the debt instruments that are being downgraded.

(c) Credit / Default Risk

Investments may be adversely affected if any of the institutions with which money is deposited suffers insolvency or are otherwise unable to pay interest or principal (default). Credit risk also arises from the uncertainty about the ultimate repayment of principal and interest from bond or other debt instrument investments. In both cases the entire deposit or purchase price of the debt instrument is at risk of loss if there is no recovery after default. The risk of default is usually greatest with bonds and debt instruments that are classed as 'sub-investment grade'.

(d) Sovereign debt risk

Certain Funds' investments in securities issued or guaranteed by governments may be exposed to political, social and economic risks. In adverse situations, the sovereign issuers may not be able or willing to repay the principal and / or interest when due or may request the Fund to participate in restructuring such debts. The relevant Funds may suffer significant losses when there is a default of sovereign debt issuers.

(e) Credit Rating Risk

Credit ratings assigned by rating agencies are subject to limitations and do not guarantee the creditworthiness of the security and/or issuer at all times.

(f) Valuation Risk

Valuation of a Fund's investments may involve uncertainties and judgemental determination. If such valuation turns out to be incorrect, this may affect the calculation of a Fund's Net Asset Value.

3. Commodities

Exposure to commodities involve additional risks than those resulting from more standard asset Classes such as equities and may subject the Fund to greater volatility than such investments. The value of commodity-linked instruments may be affected by the overall market movements, commodity index volatility, changes in interest rates, or factors affecting a particular commodity industry or the production and trading of commodities, such as natural events (e.g. drought, floods, weather, livestock disease), embargoes, tariffs and international economic, political and regulatory developments.

4. Real Estate Related

(a) Real Estate Investment Trusts ("REITs")

REITs are exchange-traded entities where the underlying investments are primarily investments in real estate, which are generally less liquid than certain other asset classes such as equities, which may then be reflected in wider bid-offer spreads. Limited liquidity may affect the ability of a REIT to vary its investment portfolio or liquidate part of its

assets in response to changes in economic conditions, international securities markets, foreign exchange rates, interest rates, real estate market or other conditions. Heavy cash flow dependency, borrowers' default risk, decline in the credit rating of the REIT and interest rates rise will potentially lead to a decline in the value of the investments.

(b) Mortgage-related securities

When interest rates increase the expected time borrowers take to pay down fixed rate mortgage products may lengthen, thus increasing the expected longevity of fixed rate mortgage-related securities. This increases their sensitivity to changes in interest rates and hence also the volatility of the instrument (extension risk). When interest rates decline, borrowers may pay off their mortgages sooner than expected. This can reduce the returns of a Fund because the Fund may have to reinvest that money at the lower prevailing interest rates (prepayment risk). Investments in securitised products may be less liquid than other securities. The lack of liquidity may cause the current market price of assets to become disconnected from the underlying assets' value as well as adversely affecting the ability to sell the position or the price at which such a sale is transacted.

5. Multi-Asset

Multi-asset funds invest in multiple asset classes (including cash and cash equivalents) and can generally vary their exposure to each of them. As well as being subject to the risks inherent in those individual asset classes to a degree that depends on the exposure over time, the overall risk also depends on the correlation of returns between each asset class and hence could be adversely affected by a change in those correlations which could result in higher volatility and/or lower diversification.

Investment Focus/Style Related Risks

1. Stock/Issuer Concentration

Funds which invest in a relatively small number of investments or issuers may experience a more volatile Net Asset Value as a result of this concentration of holdings relative to a Fund that diversifies across a larger number of investments or issuers.

2. Country Concentration

Funds which may invest in a single or small number of countries may have greater exposures to the market, political, policy, foreign exchange, liquidity, tax, legal, regulatory, economic and social risks of those countries than a Fund which diversifies across a number of countries, thereby making the Fund more susceptible to any adverse events affecting those countries. This may result in lower liquidity of the Fund's assets and/or a higher volatility of the Net Asset Value than a Fund that diversifies across more countries.

3. Sector Concentration

Funds which may invest in a single or small number of sectors may have greater exposures to the market, liquidity, tax, legal, regulatory, and economic risks of those sectors than a Fund which diversifies across a number of sectors, thereby making the Fund more susceptible to any adverse events affecting those sectors. This may result in lower liquidity of the Fund's assets and/or a higher volatility of the Net Asset Value than a Fund that diversifies across more sectors.

4. Investments in Small Companies

The prices of securities of small companies generally are more volatile than those of larger companies; the securities are often less liquid and these companies may be subject to more abrupt fluctuations in market price than larger, more established companies. Investments in securities of companies with smaller market capitalisations are generally considered to offer greater opportunity for appreciation but may involve greater risks than those customarily associated with more established companies as they are generally more likely to be adversely affected by poor economic or market conditions. These companies may have limited product lines, markets or financial resources, or they may be dependent upon a limited management group. In addition to exhibiting greater volatility, small companies' stocks may, to a degree, fluctuate independently of larger company stocks (i.e., small company stocks may decline in price as the prices of large company stock rise or vice versa). For Funds investing in such companies, transactions, particularly those large in size, are likely to have a greater impact on the Fund's costs than similar transactions in large sized firms because of the relatively illiquid nature of markets in small companies' shares.

5. Below Investment Grade / Unrated Securities and High Yielding Debt Instruments

A Fund may invest in below investment grade and high yielding debt instruments where the level of income may be relatively high (compared to investment grade debt instruments); however the risk of depreciation and realisation of capital losses on such debt instruments held may be significantly higher than on lower yielding debt instruments. High yield bonds may be subject to lower liquidity, higher volatility, heightened risk of default and loss of principal and interest than higher-rated/lower yielding debt securities.

6. Emerging Markets

A Fund may invest, in part or in whole, in emerging market securities. The price of these securities may be more volatile and/or less liquid than those of securities in more developed markets due to increased risk and special considerations not typically associated with investment in more developed markets. This volatility or lack of liquidity may stem from political, economic, legal, taxation, settlement, transfer of securities, custody and currency / currency control factors. Some emerging market economies may be sensitive to world commodity prices and/or volatile inflation rates. Others are especially vulnerable to economic conditions. Although care is taken to understand and manage these risks, the Fund will ultimately bear the risks associated with investing in these markets.

7. Russia

Some of the Funds may invest a portion of their net assets in Russia. There are specific risks linked to investing in Russia. Investors should be aware that the Russian market presents specific risks in relation to the settlement and safekeeping of securities as well as regarding the registration of assets where registrars are not always subject to effective government or other supervision. Russian securities are not on physical deposit with the Depositary or its local agents in Russia. Therefore, neither the Depositary nor its local agents in Russia can be considered to be performing a physical safekeeping or custody function in accordance with recognised international standards. The Depositary's liability only extends to its own negligence and/or wilful default and to negligence and wilful misconduct of its local agents in Russia and does not extend to losses due to the liquidation, bankruptcy, negligence and wilful default of any registrar. In the event of such losses, the Fund will have to pursue its rights against the issuer and/or the appointed registrar of the securities. Some, or all, of the risks attributed to investing in Russia may also apply in other emerging markets.

8. Eurozone Risk

The performance of certain Funds will be closely tied to the economic, political, regulatory, geopolitical, market, currency or other conditions in the Eurozone and could be more volatile than the performance of more geographically diversified Funds. In light of the ongoing concerns on the sovereign debt risk of certain countries within the Eurozone, certain Funds' investments in the region may be subject to higher volatility, liquidity, currency and default risks. Any adverse events, such as the credit downgrade of a sovereign or the exit of European Union members from the Eurozone, may have a negative impact on the value of the Fund.

Specific Instrument Related Risks

1. China Related

(a) General

i. Chinese Renminbi Currency and Conversion

The Chinese Renminbi (RMB) is subject to a managed floating exchange rate based on market supply and demand with reference to a basket of currencies. Currently, the RMB is traded in two markets: one in Mainland China (onshore RMB, or CNY), and one outside Mainland China, primarily in Hong Kong (offshore RMB, or CNH). Although CNH and CNY are the same currency, they trade at different rates, and any divergence between CNH and CNY may adversely impact investors. CNY is not freely convertible and is subject to exchange controls and certain requirements by the government of Mainland China, whereas the CNH is freely tradable.

Whilst the RMB is traded freely outside Mainland China, the RMB spot, forward foreign exchange contracts and related instruments reflect the structural complexities of this evolving market. There is no guarantee that the value of RMB against the investors' base currencies will not depreciate. Any depreciation of RMB could adversely affect the value of an investor's investment in the Fund. Accordingly, the Funds may be exposed

to greater foreign exchange risks. Under exceptional circumstances, payment of redemptions and / or dividend payment in RMB may be delayed due to the exchange controls and restrictions applicable to RMB.

ii. China Assets

Investments in RMB by a Fund in China A / B shares or onshore China fixed income securities and other permissible securities denominated in RMB may be made through any permissible means pursuant to any prevailing regulations, including through the Qualified Foreign Institutional Investor ("QFII") quota, the Shanghai-Hong Kong Stock Connect program ("Stock Connect") and any other eligible means. The uncertainty and change of the relevant laws and regulations in the People's Republic of China ("PRC") and the potential for the PRC government and/or the regulators to implement policies that may affect the financial markets may have an adverse impact on such a Fund.

High market volatility and potential settlement difficulties in the PRC markets may also result in significant fluctuations in the prices of the securities traded on such markets. Besides, securities exchanges in the PRC typically have the right to suspend or limit trading in any security traded on the relevant exchange. All these may have a negative impact on the Net Asset Value of a Fund.

iii. QFII

Under the prevailing regulations in the PRC, foreign investors can invest in China A shares or onshore China fixed income securities through institutions that have obtained QFII status in the PRC. The current QFII regulations impose strict restrictions on China A share investment or onshore China fixed income securities. A Fund's ability to make the relevant investments or to fully implement or pursue its investment objective and strategy is subject to the applicable laws, rules and regulations (including restrictions on investments, minimum investment holding periods and repatriation of principal and profits) in the PRC, which may be subject to change and such change may have potential retrospective effect. In certain circumstances, the Funds may incur losses due to limited investment opportunities, or may not be able to fully implement or pursue their investment objectives or strategy

The Funds may also suffer substantial losses if there is insufficient QFII quota allocated for the Fund to make investments, the approval of the QFII is being revoked/terminated or otherwise invalidated as the Fund may be prohibited from trading of relevant securities and repatriation of the Fund's monies, or if any of the key operators or parties (including QFII custodian/brokers) is bankrupt/in default and/or is disqualified from performing its obligations (including execution or settlement of any transaction or transfer of monies or securities).

iv. Stock Connect

Certain Funds may invest and have direct access to certain eligible China A shares via the Stock Connect, a securities trading and clearing linked program which aims to achieve mutual stock market access between the PRC and Hong Kong.

Under the Stock Connect, overseas investors (including the Funds) may be allowed, subject to rules and regulations issued / amended from time to time, to trade China A Shares listed on the Shanghai Stock Exchange ("SSE") through the Northbound Trading Link.

Investments through the Stock Connect are subject to risks, such as quota limitations, suspension risk, operational risk, restrictions on selling imposed by front-end monitoring, recalling of eligible stocks, clearing and settlement risks, nominee arrangements in holding China A shares and regulatory risk. Both the Stock Exchange of Hong Kong Limited ("SEHK") and SSE reserve the right to suspend trading through Stock Connect if necessary for ensuring an orderly and fair market and managing risks prudently which could adversely affect the relevant Funds' ability to access the PRC market. Where a suspension in the trading through the programme is effected, a Fund's ability to invest in China A shares or access the PRC market through the programme will be adversely affected. In such an event, the Fund's ability to achieve its investment objective could be negatively affected. PRC regulations require that before an investor sells any share, there should be sufficient shares in the account (front-end monitoring); otherwise SSE

will reject the sell order concerned. SEHK will carry out pre-trade checking on China A shares sell orders of its participants (i.e. the stock brokers) to ensure there is no over-selling. Furthermore, the Stock Connect only operates on days when both the PRC and Hong Kong markets are open for trading and when banks in both markets are open on the corresponding settlement days. So it is possible that there are occasions when it is a normal trading day for the PRC market but Hong Kong investors (such as the Funds) cannot carry out any China A shares trading. The Funds may be subject to a risk of price fluctuations in China A shares during the time when the Stock Connect is not trading as a result.

The Stock Connect is novel in nature, and is subject to regulations promulgated by regulatory authorities and implementation rules made by the stock exchanges in the PRC and Hong Kong. Furthermore, new regulations may be promulgated from time to time by the regulators in connection with operations and cross-border legal enforcement in connection with cross-border trades under the Stock Connect.

The regulations are untested so far and there is no certainty as to how they will be applied. Moreover, the current regulations are subject to change. There can be no assurance that the Stock Connect will not be abolished. The relevant Funds which may invest in the PRC markets through Stock Connect may be adversely affected as a result of such changes.

v. PRC Tax Risk

There are risks and uncertainties associated with the current PRC tax laws, regulations and practice in respect of capital gains realised via QFII quota or Stock Connect or access products on a Fund's investments in the PRC (which may have retrospective effect). Any Increased tax liabilities on a Fund may adversely affect the Fund's value.

Based on professional and independent advice, currently no provision is being made by any of the Funds for tax on capital gains on disposals of (i) China A shares and B shares, or (ii) China fixed income securities listed or traded on exchanges or the mainland China interbank bond market. The Investment Manager reviews the tax provisioning policy on an on-going basis, however, and any tax provision made ultimately may prove excessive or inadequate to meet any actual tax liabilities that ultimately arise and any shortfall would adversely affect the Net Asset Value of the Fund.

(b) Dim Sum Bond Market

Some Funds may invest in "Dim Sum" bonds (i.e. bonds issued outside of Mainland China but denominated in RMB). The "Dim Sum" bond market is a relatively small market. As with some global fixed income markets, it may be more susceptible to volatility and illiquidity, and should there be any new rules which limit or restrict the ability of issuers to raise RMB (offshore CNH) funding by way of bond issuance and / or reversal or suspension of the liberalization of the CNH market by the relevant regulator(s), the operation of the "Dim Sum" bond market and new issuances could be disrupted and potentially cause a fall in the Net Asset Value of the Fund.

2. Fixed Income Related

(a) Hybrids

Hybrid securities are those that combine exposure to two or more asset classes, typically including equity and debt. A common example of hybrid securities is convertible bonds, which typically pay a lower coupon than a standard debt instrument, but convert into the reference equity if it performs well. In the event of insolvency the issuer is obliged to repay certain forms of debt before others. Debt that is repaid first is 'senior', while other debt is referred to as 'subordinated' so that the likelihood of repayment for the holder is reduced under such circumstances. Convertible bonds are senior debt instruments and repayment is thus aligned with that of other senior debt. Other hybrid bonds are subordinated instruments that have more equity like characteristics. Typically hybrid bonds include long final maturity (or no limitation on maturity – 'perpetual') and have a call schedule (i.e. a series of call dates on which the issuer can redeem the bond at specific prices), thereby increasing reinvestment risk, which is the risk that a bond's future cash flows will have to be reinvested at a lower Interest rate. Their subordination typically lies somewhere between equity and other subordinated debt. As such, as well as typical 'bond' risk

factors, hybrid securities also convey such risks as the deferral of interest payments, equity market volatility and illiquidity. Some sources of additional risk associated with hybrids are set forth below:

Coupon Cancellation: Coupon payments on some hybrids are entirely discretionary and may be cancelled by the issuer at any point, for any reason, and for any length of time. The cancellation of coupon payments on such bonds does not amount to an event of default. Cancelled payments do not accumulate and are instead written off. Holders may see their coupons cancelled while the issuer continues to pay dividends on its common equity and variable compensation to its workforce.

Call Extension Risk: Some hybrids are issued as perpetual instruments, callable at pre-determined levels only with the approval of the competent authority. It cannot be assumed that the perpetual instrument will be called on call date. The investor may not receive return of principal if expected on call date or indeed at any date.

(b) Contingent Convertible Securities (CoCos)

CoCos are a form of hybrid debt security that are intended to either convert into equity or have their principal written down upon the occurrence of certain 'triggers' linked to regulatory capital thresholds or where the issuing banking institution's regulatory authorities considers this to be necessary. CoCos will have unique equity conversion or principal write-down features which are tailored to the issuing banking institution and its regulatory requirements. Triggers are sometimes set with respect to the institution's ratio of risk-weighted assets versus core equity capital, the 'capital ratio'. Some additional risks associated with CoCos are set forth below:

Capital Structure Inversion Risk: Contrary to standard capital hierarchy, CoCo investors may suffer a loss of capital when equity holders do not. In a standard capital structure, equity holders are expected to suffer the first loss. This is less likely with a CoCo whose trigger is activated when the capital ratio falls below a relatively low level when equity holders will already have suffered loss, than in a high trigger CoCo (those whose trigger is activated when the capital ratio remains relatively high).

Liquidity and Concentration Risks: In normal market conditions CoCos can be readily sold. The structure of the instruments is innovative but their behaviour under certain market scenarios is as yet untested. In the event a single issuer activates a trigger or suspends coupons it is not known whether the market will view the issue as an idiosyncratic or systemic event. In the latter case, potential price contagion and volatility to the entire asset class is possible. Further, in an illiquid market, prices may be increasingly stressed.

(c) Loans

Funds may invest in fixed and floating rate loans from one or more financial institutions to a borrower by way of (i) assignment/transfer of or (ii) participation in the whole or part of the loan amount outstanding.

The primary risks associated with the loans market are similar to the high yield bond market, namely credit risk and liquidity risk. While in normal market conditions loans can be readily sold, liquidity on the secondary market can become impaired. Subject to disclosure in the relevant investment policies, the Funds will invest only in loans that comply with the criteria applicable to Money Market Instruments for the purposes of the applicable regulations. Such loans must be capable of being freely traded and transferred between investors. When purchasing loan participations, a Fund assumes the economic risk associated with the corporate borrower and the credit risk associated with an interposed bank or other financial intermediary. When purchasing loan assignments, a Fund assumes the credit risk associated with the corporate borrower only. Such loans may be secured or unsecured. Loans that are fully secured offer a Fund more protection than an unsecured loan in the event of non-payment of scheduled interest or principal. However, there is no assurance that the liquidation of collateral from a secured loan would satisfy the corporate borrower's obligation. In addition, investments in loans through a direct assignment include the risk that if a loan is terminated, a Fund could become part owner of any collateral and would bear the costs and liabilities associated with owning and disposing of the collateral. The loans in which a Fund invests may not be rated by any internationally recognised rating service.

(d) Collateralised and/or Securitised Debt Instruments

Funds may invest in collateralised and / or securitised debt instruments (collectively referred to as structured products). Such instruments include asset-backed securities, mortgage-backed securities, collateralised debt instruments and collateralised loan obligations. Structured products provide exposure, synthetically or otherwise, to underlying assets and the risk/return profile is determined by the cash flows derived from such assets. Some of such products involve multiple instruments and cash flow profiles such that it may not be possible to accurately predict the impact on valuation from a given market scenario. The price of such an investment may be prone to substantial price volatility as a result of sensitivity to changes in the underlying assets of the structured instrument which can take many forms including, but not limited to, credit card receivables, residential mortgages, corporate loans, manufactured housing loans or any type of receivables from a company or structured vehicle that has regular cash flows from its customers. Some structured products may employ leverage which can cause the price of the instruments to be more volatile than if they had not employed leverage. In addition, structured products may be subject to greater credit, liquidity and interest rate risk compared to other debt securities. Lack of liquidity may also cause the current market price of assets to become disconnected from the underlying assets' value. In addition, such products are often exposed to extension risks (the risk of increased longevity due to lower-than-expected paydowns) and prepayment risks (the risk of reinvesting at lower rates due to higher-than-expected paydowns) and risks that the payment obligations relating to the underlying assets are not met, which may adversely impact the returns of such products.

3. Equity Linked Notes/Credit Linked Notes

Equity Linked Notes (ELNs), Credit Linked Notes (CLNs) and similar structured instruments involve a counterparty writing a contract which defines the principal value and the payoff which is intended to move in line with the underlying security specified in the contract. Unlike Financial Derivative Instruments, cash is transferred from the buyer to the seller of the note upon purchase. In the event that the counterparty defaults the risk to the Fund is to that of the counterparty, irrespective of the value of the underlying security within the note.

CLNs are also subject to the risk of loss and/or delay in the repayment of principal and the periodic interest payment expected to be received in the event that one or more of the underlying debt obligations defaults or no longer performs. Additional risks result from the fact that the documentation of such notes programmes tends to be highly customised. The liquidity of an ELN, CLN or similar notes can be less than that for the underlying security, a regular bond or debt instrument and this may adversely affect either the ability to sell the position or the price at which such a sale is transacted.

Derivatives/Counterparty Related Risks

1. General

A Fund may use various Financial Derivative Instruments to reduce risks or costs or to generate additional capital or income in order to meet the investment objectives of a Fund. Certain Funds may use derivatives extensively and/or for more complex strategies (i.e. have extended derivative powers) as further described in their respective investment objectives. [Entering into Derivatives for investment purposes may, to some extent, alter the risk profile of a Fund depending on the circumstances and the purposes for which the Derivatives are used.] The Risk Management Process Document sets out the approved derivative strategies.

Throughout this section and others that refer to derivatives, privately negotiated or non-exchange traded derivatives are referred to as being 'Over the Counter', which is abbreviated to OTC. Investors may wish to consult their independent financial adviser about the suitability of a particular Fund for their investment needs bearing in mind its powers with regard to the use of derivatives.

While the judicious use of derivative instruments by experienced investment advisers such as the Investment Manager can be beneficial, derivative instruments also involve risks different from, and, in certain cases, greater than, the risks associated with more traditional investments.

The following are important risk factors concerning the use of derivative instruments that investors should understand before investing in a Fund.

(a) Valuation

Some derivative instruments, in particular OTC derivative instruments, do not have prices observable on an exchange and so involve the use of formulae, with prices of underlying securities or reference benchmarks obtained from other sources of market price data. OTC instruments involve the use of models, with assumptions, which increases the risk of pricing errors. Improper valuations could result in increased cash payment requirements to counterparties or a loss of value to the Fund.

(b) Liquidity

Liquidity risk exists when a particular instrument is difficult to purchase or sell at a given valuation. If a derivative instrument transaction is particularly large or if the relevant market is illiquid (as can be the case with OTC derivative instruments), it may not be possible to initiate a transaction or liquidate a position at an advantageous price.

(c) Basis

Basis risk is the risk of loss due to divergence between two rates or prices. Derivative instruments do not always perfectly or even highly correlate with the assets, rates or indices they are designed to track. Consequently, a Fund's use of derivative instruments may not always be an effective means of, and sometimes could be counterproductive to, furthering the Fund's investment objective. This applies particularly where an underlying position is hedged through derivative contracts which may be similar to (but are not the same as) the underlying position.

(d) Leverage

The use of derivatives may give rise to a form of leverage, which may cause the Net Asset Value of a Fund to be more volatile and/or change by greater amounts than if they had not been leveraged. This is because leverage tends to exaggerate the effect of any increase or decrease in the value of the respective Fund's portfolio securities and other instruments.

(e) Counterparty Credit

This is the risk that a loss may be sustained by a Fund as a result of the failure of the other party to a derivative instrument (usually referred to as a 'counterparty') to comply with the terms of the derivative instrument contract. The counterparty credit risk for exchange-traded derivative instruments is generally less than for OTC derivative instruments, since the clearing firm, which is the issuer or counterparty to each exchange-traded derivative instrument, provides a guarantee of clearing. This guarantee is supported by a daily payment system (i.e. margin requirements) operated by the clearing firm in order to reduce overall counterparty credit risk. Assets deposited as margin with the brokers and/or exchanges may not be held in segregated accounts by these counterparties and may therefore become available to the creditors of such counterparties in the event of default by them. For OTC derivative instruments, there is no similar clearing firm guarantee. Therefore, the Investment Manager adopts a counterparty risk management framework which measures, monitors and manages counterparty credit risk, taking into account both current and potential future credit exposure, through the use of internal credit assessments and external credit agency ratings. OTC derivative instruments are not standardised. They are an agreement between two parties and can therefore be tailored to the requirements of the parties involved. The documentation risk is reduced by adhering to standard ISDA documentation.

A Fund's exposure to an individual counterparty shall not exceed 10% of the relevant Fund's net assets. Counterparty credit risk may be further mitigated through the use of collateral agreements. However, collateral arrangements are still subject to the insolvency risk and credit risk of the issuers or depositary of the collateral.

Further, collateral thresholds exist below which collateral is not called for and timing differences between calculating the need for collateral and its receipt by the Fund from the counterparty both mean that not all the current exposure will be collateralised.

(f) Settlement

Settlement risk exists when derivatives are not settled in a timely manner, thereby increasing counterparty credit risk prior to settlement and potentially incurring funding costs that would otherwise not be experienced. If settlement never occurs the loss

incurred by the Fund will be the same as it is for any other such situation involving a security namely the difference between the price of the original contract and the price of the replacement contract, or, in the case where the contract is not replaced the absolute value of the contract at the time it is voided.

(g) Legal

Derivative transactions are typically undertaken under separate legal arrangements. In the case of OTC derivatives, a standard International Swaps and Derivatives Association ("ISDA") agreement is used to govern the trade between the Fund and the counterparty. The agreement covers situations such as a default of either party and also the delivery and receipt of collateral. As a result, there is a risk of loss to the Fund where liabilities in those agreements are challenged in a court of law.

2. Short Positions

A Fund may take a position in which it expects to gain value in the event a particular asset loses value ('shorting') through the use of derivatives. The Fund is therefore exposed to the risk that the asset will rise, rather than fall, in value. Further, as price rises are theoretically unlimited, the losses arising from such a position can theoretically be uncapped. However the Investment Manager actively manages these positions in order to limit the realised and potential losses.

3. High Leverage Risk

Funds with high leverage risk may have a net leverage exposure of more than 100% of the Net Asset Value of the Fund. This will further magnify any potential negative impact of any change in the value of the underlying asset on the Fund and also increase the volatility of the Fund's price and may lead to significant losses.

4. Active Currency Positions

The Fund may implement active currency positions which may not be correlated with the underlying securities positions held by the Fund. This may result in the Fund suffering a significant or total loss even if there is no loss of the value of the underlying securities positions (e.g. equities, fixed income securities) being held by the Fund.

5. Specific Derivative Instruments

For Funds using one or a combination of the following instruments the following risks should be considered, as applicable:

Instrument	**Risks**
Credit Default Swaps (CDS)	The swap contract is an agreement between two parties and therefore each party bears the other's counterparty credit risk. Collateral is arranged to mitigate this risk. The documentation risk for CDS is reduced by adhering to standard ISDA documentation. The liquidity of a CDS may be worse than the liquidity of the underlying security or securities in the basket and this may adversely affect the ability to close out a CDS position or the price at which such a close out is transacted.
Foreign Exchange Forward Contracts	To the extent that such contracts are used to hedge foreign (non-base) currency exposures back to the base currency of the Fund, there is a risk that the hedge may not be perfect and movements in its value may not exactly offset the change in value of the currency exposure being hedged. Since the gross amounts of the contract are exchanged on the specified date, there is a risk that if the counterparty with whom the contract has been agreed goes into default between the time of payment by the Fund but before receipt by the Fund of the amount due from the counterparty, then the Fund will be exposed to the counterparty credit risk of the amount not received and the entire principal of a transaction could be lost.

Instrument	Risks
Forward Contracts and Contracts for Difference	The main risk to the buyer or seller of such contracts is the change in value of the underlying security. When the value of the underlying security changes, the value of the contract becomes positive or negative. Further, the two parties must bear each other's credit risk, which is not the case with a futures contract and collateral is arranged to mitigate this risk. Also, since these contracts are not exchange traded, there is no marked-to-market margin requirement, which allows a buyer to avoid almost all capital outflow initially.
Futures	The main risk to the buyer or seller of an exchange-traded future is the change in value of the underlying reference index/security/contract/bond.
Inflation Swaps	The market risk of this type of instrument is driven by the change in the reference benchmarks used for the two legs of the transaction, one of which will be an inflation benchmark. This is an agreement between two parties and so can be tailored to the requirements of the parties involved. Consequently each party bears the other's credit risk and collateral is arranged to mitigate this risk.
Interest Rate Swaps	The market risk of this type of instrument is driven by the change in the reference benchmarks used for the fixed and floating legs. An interest rate swap is an OTC agreement between two parties and so can be tailored to the requirements of the parties involved. Consequently each party bears the other's credit risk and collateral is arranged to mitigate this risk.
Put/Call Options and Warrants	The most significant contributor to market risk resulting from options is the market risk associated with the underlying when the option has an intrinsic value (i.e. it is 'in-the-money'), or the strike price is near the price of the underlying ('near-the-money'). In these circumstances the change in value of the underlying will have a significant influence on the change in value of the option. The other variables will also have an influence, which will likely to be greater the further away the strike price is from the price of the underlying. For OTC options the two parties must bear each other's credit risk and collateral is arranged to mitigate this risk. The liquidity of an OTC option can be less than an exchange traded option and this may adversely affect the ability to close out the option position, or the price at which such a close out is transacted.
Swaptions	A swaption comprises risks associated with interest rate swaps and option contracts. A swaption is an OTC agreement between two parties and so can be tailored to the requirements of the parties involved. Consequently each party bears the other's credit risk and collateral is exchanged to mitigate this risk.
Total Return Swaps (TRS)	These contracts may be less liquid than interest rate swaps as there is no standardisation of the underlying reference benchmark and this may adversely affect the ability to close out a TRS position or the price at which such a close out is transacted. The swap contract is an agreement between two parties and therefore each party bears the other's counterparty credit risk and collateral is arranged to mitigate this risk. The documentation risk for TRS is reduced by adhering to standard ISDA documentation.

Additional Risks

1. Index Tracking Funds

   (a) Tracking Difference

   The aim of an Index Tracking Fund is to match the performance of an index as closely as possible. However there is the risk that the Fund's performance may not track that of the underlying index exactly ("tracking difference"). This tracking difference may result from the investment strategy used, fees and expenses and taxes. Changes to the underlying index, regulatory requirements and differences in valuation points between the Fund and index may also contribute to tracking differences. The Investment Manager will monitor and seek to manage such risk in minimising tracking difference. There can be no assurance of exact or identical replication at any time of the performance of the index.

   (b) Passive Investment Risk

   For Funds that are passively managed, the Investment Manager will not have the discretion to adapt to market changes due to the inherent investment nature of the Fund. Falls in the index are expected to result in corresponding falls in the value of the Fund.

2. Asset Allocation – Target Date

   Some Funds allocate capital to asset classes where the weights change according to a pre-determined schedule up to a specific target date. As a Fund moves closer to its target date, it generally allocates more capital to assets with a lower expected risk and return profile. The performance of the Fund is dependent on the outcome of the asset allocation employed by the Fund and there is a risk that losses will be realised as the asset allocation changes. While investors will be provided with investment options at the target date, there is no guarantee that the Fund will close and so investors may suffer loss after the target date. It is important to note that a target date Fund should not be selected based solely on age or retirement date. There is no guarantee that investors will receive the principal invested on the target date.

3. Asset Allocation – Dynamic

   The Fund may periodically change its allocation across asset classes and therefore may incur greater transaction costs than a Fund with static allocation strategy.

4. Cash Funds

   An investment in Cash Funds is neither insured nor guaranteed by any government, government agencies or government-sponsored agencies or any bank guarantee Fund. Shares in Cash Funds are not deposits or obligations of, or guaranteed or endorsed by, any bank and the amount invested in Shares may fluctuate up and/or down. Although the Fund seeks to maintain capital value and liquidity whilst producing a return in line with money market rates to the investor, Cash Funds do not guarantee a stable Net Asset Value. All investments are subject to credit and counterparty risk and provide limited potential for capital appreciation and generally lower income than investments in medium- or long-term instruments would. Furthermore, the performance of Cash Funds may be affected by changes in money market rates, economic and market conditions and in legal, regulatory and tax requirements. In a low interest rate environment or during adverse market conditions, Cash Funds may invest in negative yield instruments which may adversely impact the Net Asset Value of the Fund.

5. Ethical Investing

   The Investment Manager's focus on securities of companies which maintain strong environmental, social and governance ("ESG") credentials may result in a return that at times compares unfavourably to similar products without such focus. No representation or warranty is made with respect to the fairness, accuracy or completeness of such credentials. The status of a security's ESG credentials can change over time.

6. Income-producing securities

   Although the Fund will generally invest in income-producing securities, it is not guaranteed that all underlying investments will generate income. To the extent that underlying investments of the Fund are income producing, higher yields generally mean that there will be:

   (a) reduced potential for capital appreciation for equity securities; and

(b) increased potential for capital appreciation and / or depreciation for fixed income securities.

7. Securities Lending

Securities Lending involves risks in that (a) if the borrower of securities lent by a Fund fails to return them there is a risk that the collateral received may realise less than the value of the securities lent out, whether due to inaccurate pricing, adverse market movements, a deterioration in the credit rating of issuers of the collateral, or the illiquidity of the market in which the collateral is traded and that (b) in case of reinvestment of cash collateral such reinvestment may (i) create leverage with corresponding risks and risk of losses and volatility, (ii) introduce market exposures inconsistent with the investment objective of the Fund, or (iii) yield a sum less than the amount of collateral to be returned and that (c) delays in the return of securities on loans may restrict the ability of a Fund to meet delivery obligations under security sales.

8. Repurchase and Reverse Repurchase Transactions

Repurchase transactions are where one party sells a security to a counterparty and agrees to repurchase it in the future. For the seller this is a 'repo'; for the buyer it is a 'reverse repo'. In the event of the failure of the counterparty there is the risk that collateral received from the counterparty may realise less than the value of the security placed out. There are also risks that (i) locking cash in transactions of excessive size or duration, (ii) delays in recovering cash placed out, or (iii) difficulty in realising collateral may restrict the ability of the Fund to meet redemption requests, security purchases or, more generally, reinvest.

Risks associated with the use of Derivatives

– **General**

As set out in Appendix 1, certain Funds, in accordance with the UCITS Directive and COLL may enter into Derivative transactions for the purposes of efficient portfolio management (including hedging) which aim to reduce risk, costs and/or produce additional capital or income in a Fund) and others may, in addition, make wider use of Derivatives for investment purposes. Appendix 2 outlines the constraints on the use of Derivatives in UCITS.

Subject to the aforementioned, a Fund may directly or indirectly, may opt to, or may be required to, utilise a variety of Derivatives to: (i) protect against possible changes in the market value of a Fund's investment portfolio resulting from fluctuations in the securities markets and changes in interest rates, (ii) protect a Fund's unrealized gains in the value of a Fund's investment portfolio, (iii) facilitate the sale of any such investments, (iv) establish a position as a substitute for other securities, (v) enhance or preserve returns, spreads or gains on any investment in a Fund's portfolio, (vi) hedge the interest or inflation rate, credit spread or currency exchange rate on any of a Fund's liabilities or assets, (vii) protect against any increase in the price of any securities a Fund anticipates purchasing at a later date or (viii) for any other reason that the ACD deems appropriate in light of a Fund's Investment Objective and Investment Policy. While a Fund may enter into hedging transactions in seeking to reduce risk, such transactions may result in a poorer overall performance for a Fund than if it had not engaged in any such hedging transaction. Moreover, Derivative products are instruments that require investment techniques and risk analyses different from those associated with equities and bonds. The use of a Derivative requires an understanding not only of the underlying instrument but also of the Derivative itself, without the benefit of observing the performance of the Derivative under all possible market conditions.

The prices of Derivative instruments, including futures and options prices, are highly volatile. Price movements of forward contracts, futures contracts and other Derivative contracts are influenced by, among other things, interest rates, changing supply and demand relationships, trade, fiscal, monetary and exchange control programmes and policies of governments, and national and international political and economic events and policies. In addition, governments from time to time intervene, directly and by regulation, in certain markets, particularly markets in currencies and interest rate related futures and options. Such intervention often is intended directly to influence prices and may, together with other factors, cause all of such markets to move rapidly in the same direction because of, among other things, interest rate fluctuations.

The following particular risks are amongst those relevant in relation to the use of Derivatives by a Fund, although please note that this is an indicative (non-exhaustive) list of potentially relevant risks. In that regard, investors are advised to consult their financial adviser about the suitability of a particular Fund for their investment needs bearing in mind its powers with regard to the use

of Derivatives. There is no guarantee that the performance of a Derivative instrument or a particular Derivatives' strategy will result in a positive effect for a Fund and its investors.

Importantly, the use of Derivatives may give rise to leverage and result in increased gains or losses within a Fund which is further discussed below.

– **Effect on risk profile**

Entering into Derivatives for investment purposes may alter the risk profile of a Fund having the potential either to increase or reduce existing market risk and to and create additional market, credit and counterparty risk in a Fund.

In the case of a Fund which is using Derivatives for efficient portfolio management purposes only, Derivatives will only be used with the aim of reducing risk or cost to the Fund or to generate additional capital or income with a risk level which is consistent with the risk profile of the Fund as determined by reference to its investment objectives and policies and so such use of Derivatives will not alter the risk profile of the Fund.

The use of Derivatives may lead to higher volatility in the Share prices of a Fund.

– **Leverage**

Use of Derivatives can introduce higher levels of risk into a Fund with a view to making an increased profit – which is commonly referred to as "leverage".

Leverage includes any method by which a Fund may generate exposure to investments exceeding the net asset value of the Fund, and may be provided through borrowing of cash or securities, leverage embedded in Derivative positions or by any other means.

Since many Derivatives have a leverage component, adverse changes in the value or level of the underlying asset, rate or index can result in a loss substantially greater than the amount of a premium paid, if any, to enter into the Derivative transaction itself.

– **Short positions**

These may also be used to achieve positions which would cause loss to the Fund if the price of a security rises commonly referred to as "short" positions.

In accordance with the UCITS Directive the Funds will not hold short positions except if certain requirements in accordance with COLL are met (see Appendix 2, Requirement to cover sales). For contracts providing exposure to short positions any appreciation in the price of the underlying investments will result in a loss.

A Fund may enter into a Derivative positon as a hedge against risks on its portfolio. This is the case for all Funds. This may involve the Fund taking a "short" position on a security, the credit risk on a bond issuer or interest rates which it has in its portfolio. A short position is intended to generate a profit for the Fund in the event that prices or rates fall, rather than rise. Where used as a hedge position the purpose would be to compensate the Fund for losses it would otherwise suffer on its investments due to a fall in prices or rates.

A Fund can also enter into "short" positions where it has no underlying risk in the portfolio. In these circumstances, the Fund is entering into a transaction which is intended to generate a profit when prices or rates fall based upon the Fund manager forming a view that is likely to occur. If the Fund manager's view is not correct, this would instead result in a loss to the Fund if the prices or rates underlying the position were to rise. As the potential rise in the price of an asset is theoretically unlimited, a short position could involve an unlimited loss.

– **Counterparty credit risk**

Counterparty risk is inherent in Derivatives, where the Fund is exposed to the risk that the counterparty with whom the Derivative is entered into fails to perform its financial obligations under the contract.

– **Collateral**

Certain Derivative contracts will require collateralisation to cover the risk that one of the parties to the transaction might default. The mark-to-market value of the position from time to time is typically collateralised. This can mean that, at any time, the Fund is providing collateral or it is receiving collateral from the counterparty. This type of collateral is commonly referred to as variation margin. There may be some mismatch between the amount of variation margin and the mark-to-market value of the position due to timing issues, minimum transfer amounts, disputes,

haircuts (discounts to value) to collateral and valuations being used. Such a mismatch means that the Fund could be under or over-collateralised at any time.

Sometimes additional collateral (or initial margin), also has to be provided to the counterparty or clearing broker or clearing house.

The effect of one party having provided more collateral to the other than the exposure (whether as a result of mismatches in variation margin or the posting of initial margin) means that it faces the risk that the person holding the collateral may not be able to return the excess in case it defaults. Clearing systems provide some protection against this risk for cleared Derivatives but the return of the excess is never assured. In cleared Derivatives risk is concentrated in a central clearing counterparty rather than a broker, but this does not necessarily reduce risk.

Collateral typically has to be provided in the form of cash or high quality government bonds. Funds which do not ordinarily hold cash or such bonds as part of their investment objectives and policies may therefore have to hold cash or such bonds in order to collateralize their positions in Derivatives.

– **Enforcement of rights under Derivatives contracts**

There may be uncertainties in the enforcement of rights under certain Derivatives contracts which are non-standardised and individually negotiated on markets considered to be "principals' markets," in which performance with respect to a contract is the responsibility only of the counterparty with which the trader has entered into a contract (or its guarantor, if any), and not of any exchange or clearing corporation. As a result, a Fund will be subject to the risk of the inability of or refusal to perform with respect to such contracts by counterparties trading with a Fund.

– **Other Risks**

Other risks in using Derivatives include the risk of mispricing or improper valuation. Some Derivatives, in particular OTC Derivatives, do not have prices observable on an exchange and may involve the use of models and formulae, with prices of underlying securities or reference benchmarks obtained from other sources of market price data. OTC options involve the use of models, with assumptions, which increases the risk of pricing errors. Improper valuations could result in increased cash payment requirements to counterparties or a loss of value to a Fund.

Derivatives do not always perfectly or even highly correlate with or track the value of the assets, rates or indices they are designed to track. Consequently, a Fund's use of Derivative instruments may not always be an effective means of, and sometimes could be counterproductive to, furthering that Fund's investment objectives.

Investment Powers and Restrictions

The assets of each Fund will be invested with the aim of achieving the investment objective and policy of that Fund. They must also be invested so as to comply with the investment and borrowing powers and restrictions set out in the COLL Sourcebook, the Instrument of Incorporation of the Company and this Prospectus.

A summary of the investment powers and restrictions applicable to the Funds is set out in Appendix 2.

SHARES

Classes of Shares

Shares of different Classes may from time to time be issued in respect of a Fund, and the ACD may from time to time create additional Classes in respect of a Fund. The differences between Classes may be the eligible investors, minimum subscription, the minimum holding and/or the charges to be borne, as summarised in the Table below and further detailed in Appendix 1 in relation to each Fund. In most cases either income Shares or accumulation Shares are offered. The Classes currently available in each Fund are set out in Appendix 1.

Income type Shares

Holders of income Shares are entitled to be paid the income attributable to such Shares in respect of each annual and interim accounting period. However, unless the Shareholder instructs the ACD that he wishes to receive the income, the income will be reinvested in the relevant Fund and used to purchase further income Shares.

Accumulation type Shares

Holders of accumulation Shares are not entitled to be paid the income attributable to such Shares, but that income is automatically added to (and retained as part of) the capital assets of the relevant Fund at the end of each annual accounting period. The price of an accumulation Share increases to reflect accrued income.

A Shares, F Shares, I Shares, J Shares, P Shares, R Shares, W Shares and Y Shares

These Classes of Shares may be available as Income and/or Accumulation type Shares. The particular criteria for these Classes of Shares are summarised in the Table below.

Treatment of Charges and Expenses

Where a Fund has more than one Class, each Class may attract different charges and expenses and so monies may be deducted from the Classes in unequal proportions. In these circumstances, the proportionate interests of the Classes within a Fund will be adjusted accordingly.

Currency Hedged Share Classes

These Share classes utilise forward foreign exchange contracts to hedge currency risk. The Investment Manager aims to hedge the underlying currency effects at an individual security level so investors receive the market returns of a security in their Principal Dealing Currency without the associated currency contribution.

The Investment Manager will aim to hedge between 95% and 105% of the proportion of the Net Asset Value attributable to a Hedged Share Class. When assessing the hedging transactions in respect of a Hedged Share Class both the capital and income values of the relevant Hedged Share Class will be taken into account.

Hedging transactions are implemented irrespective of whether a Fund's reference currency, or the currency of individual securities held are declining or increasing in value relative to other currencies. Where such hedging is undertaken it may substantially protect investors in the relevant class(es) against a decrease in the currency value of the underlying portfolio holdings relative to the principal dealing currency, but it may also preclude investors from benefiting from an increase in the currency value of the underlying portfolio holdings. There can also be no assurance that the hedging employed will fully eliminate all currency risk for investors.

While currency movements will naturally impact the Net Asset Value and the performance of a hedged Share class versus an unhedged Share class within the same Fund, performance will also be affected by factors such as interest rate differentials, as well as associated transaction and collateral administration costs.

The costs and benefits of currency hedging transactions will accrue on a pro rata basis to Shareholders of the relevant hedged Shares only.

The hedging position will be reviewed daily and rebalanced for material Net Asset Value movement, shareholder flow or trading activity. The Investment Manager has procedures in place to monitor hedged positions, to ensure that over or under hedged positions do not exceed or fall short of the permitted levels. For more information on potential risk considerations relating to currency hedging, investors should refer to the Risk Factors section in the Prospectus.

The currency hedged Share Classes in relation to the relevant Funds are set out in Appendix 1.

Register of Shareholders and Statements

All Shares are in registered form. Certificates will not be issued in respect of Shares. Ownership of Shares will be evidenced by an entry in the Company's register of Shareholders.

At least once each year the ACD will send a statement to each person who holds Shares or has held Shares since the previous statement. Where Shares are jointly held, statements are sent to the first named Shareholder. The statement will describe current holding(s) of Shares at the date of the statement and any transactions in Shares since the date of the last statement. Individual statements will also be issued at any time on request by the registered Shareholder.

Share Classes and their characteristics

Indicative minimum Investment levels and charges are set out below. They may, however, vary as between Funds, further details are set out for each Fund in Appendix 1.

Share Class	Eligible investors	Minimum investment and transaction levels	Charges
A	Any investor. (Closed to new investment through Fidelity platforms. Existing investors via this channel may continue to invest).	Initial investment: £1,000 (£50 per month under regular savings plan) Subsequent investment: £250 (£50 per month under regular savings plan) Withdrawal: No restriction provided minimum holding remains Holding: £1,000 (no minimum for regular savings plan) (Different levels may apply for the Fidelity MoneyBuilder range of Funds)	Preliminary: Varies as between Funds Investment management: Varies as between Funds Service Charge: Varies as between Funds Registrar Charge: Varies as between Funds
F	Available only to Fidelity and Fidelity Group companies.	Initial investment: £5,000,000 Subsequent investment: £100,000 Withdrawal: £100,000 Holding: £5,000,000	Preliminary: 7% Investment management: Varies as between Funds Service Charge: Varies as between Funds Registrar Charge: Varies as between Funds
I	Available to institutional investors - closed to new investment from unit linked business but existing investors may continue to invest.	Initial investment: £10,000,000 Subsequent investment: £100,000 Withdrawal: £100,000 Holding: £100,000 (Different investment and transaction levels will apply to investors through a Fidelity distributor where platform fees are payable as set out for each relevant Fund in Appendix 1)	Preliminary: None Investment management: Varies as between Funds Service Charge: Varies as between Funds Registrar Charge: None

Share Class	Eligible investors	Minimum investment and transaction levels	Charges
P	Available only through platform distributors who are pre-approved by Fidelity.	Initial investment: £500 (£50 per month under regular savings plan) Subsequent investment: £250 (£50 per month under regular savings plan) Withdrawal: No restriction provided minimum holding remains Holding: £500 (no minimum for regular savings plan)	Preliminary: None Investment management: Varies as between Funds Service Charge: None Registrar Charge: None
P hedged (P Class with a currency hedge)	Available only through platform distributors who are pre-approved by Fidelity.	Initial investment: £500 (£50 per month under regular savings plan) Subsequent investment: £250 (£50 per month under regular savings plan) Withdrawal: No restriction provided minimum holding remains Holding: £500 (no minimum for regular savings plan)	Preliminary: None Investment management: Varies as between Funds Service Charge: None Registrar Charge: None
R	Available to institutional investors pre-approved by Fidelity.	Initial investment: £100,000,000 Subsequent investment: £100,000 Withdrawal: £100,000 Holding: £100,000,000	Preliminary: None Investment management: Varies as between Funds Service Charge: Varies as between Funds Registrar Charge: None
W	Available only through distributors pre-approved by Fidelity.	Initial investment: £1,000 (£50 per month under regular savings plan) Subsequent investment: £250 (£50 per month under regular savings plan) Withdrawal: No restriction provided minimum holding remains Holding: £1,000 (no minimum for regular savings plan)	Preliminary: None Investment management: Varies as between Funds Service Charge: Varies as between Funds Registrar Charge: Varies as between Funds
W hedged (W Class with a currency hedge)	Available only through distributors pre-approved by Fidelity.	Initial investment: £1,000 (£50 per month under regular savings plan) Subsequent investment: £250 (£50 per month under regular savings plan) Withdrawal: No restriction provided minimum holding remains Holding: £1,000 (no minimum for regular savings plan)	Preliminary: None Investment management: Varies as between Funds Service Charge: Varies as between Funds Registrar Charge: Varies as between Funds

Share Class	Eligible investors	Minimum investment and transaction levels	Charges
W-VMF	Available only through distributors pre-approved by Fidelity.	Initial investment: £1,000 (£50 per month under regular savings plan) Subsequent investment: £250 (£50 per month under regular savings plan) Withdrawal: No restriction provided minimum holding remains Holding: £1,000 (no minimum for regular savings plan)	Preliminary: None Investment management: The Share Class operates a variable management fee – details of the methodology are in the Charges and Expenses section of the Prospectus. The specific details for each W-VMF Share Class are set out in Appendix 1 Service Charge: Varies as between Funds Registrar Charge: Varies as between Funds
Y	Available only through distributors pre-approved by Fidelity.	Initial investment: £1,000 (£50 per month under regular savings plan) Subsequent investment: £250 (£50 per month under regular savings plan) Withdrawal: No restriction provided minimum holding remains Holding: £1,000 (no minimum for regular savings plan)	Preliminary: None Investment management: Varies as between Funds Service Charge: Varies as between Funds Registrar Charge: Varies as between Funds

BUYING, SELLING AND SWITCHING SHARES

General

The ACD will receive requests for the issue, redemption and switching of Shares between 9.00 a.m. and 6.00 p.m. on any Business Day (see Terms Used In This Document) for the relevant Fund. Dealing in Shares may generally be by post or by telephone. The ACD will, as specified below, from time to time allow dealings in Shares or communications with Shareholders to be made on-line or through other communication media.

Money Laundering Prevention

Under legislation to prevent money laundering in the United Kingdom, persons conducting investment business are responsible for compliance with money laundering regulations. Investors may be asked to provide proof of identity when buying, redeeming or switching Shares, and, in certain circumstances, it may be necessary for the ACD to re-verify an investor's identity and obtain any missing or additional information for this purpose. Until satisfactory proof of identity is provided, the ACD reserves the right to refuse to issue Shares, to pay the proceeds of sale of Shares, or to switch Shares. The ACD will not be liable for any share price movements occurring during delays while money laundering checks are carried out.

Minimum Holdings

Except as summarised below and set out in more detail in the Fund details at Appendix 1, the minimum initial subscription for Shares in any Class is £1,000, and any subsequent subscription must be at least £250. Generally, Shareholders must maintain a minimum holding of Shares of £1,000 in value for each Class in which they invest. If, following a redemption of Shares or at any time, a holding of Shares falls below the minimum holding, the ACD may require redemption of the entire holding.

Fidelity MoneyBuilder Balanced Fund, Fidelity MoneyBuilder Dividend Fund, Fidelity MoneyBuilder Income Fund and Fidelity Index UK Fund, Fidelity Index Emerging Markets Fund, Fidelity Index Europe ex UK Fund, Fidelity Index Japan Fund, Fidelity Index Pacific ex Japan Fund, Fidelity Index US Fund and Fidelity Index World Fund only: the minimum initial subscription for Shares is £500, and Shareholders are required to maintain a minimum holding of Shares of £500 in value. For F Class Shares the minimum initial subscription is £5,000,000, and any subsequent subscription must be at least £100,000 and generally Shareholders must maintain a minimum holding of F Class Shares of £5,000,000. If, following a redemption of F Class Shares or at any time, a holding of F Class Shares falls below the minimum holding, the ACD may require redemption of the entire holding. For I Class Shares the minimum initial subscription is £10,000,000 and generally Shareholders must maintain a minimum holding of I Class Shares of £100,000. If, following a redemption of I Class Shares or at any time, a holding of I Class Shares falls below the minimum holding, the ACD may require redemption of the entire holding.

Additionally, and only for Currency Hedged Share Classes, if at any time the size of the Class falls below GBP 100,000 (or the equivalent in another currency) the Investment Manager may, in the interests of the remaining Shareholders redeem all outstanding Shares in the affected Currency Hedged Share Class. Similarly, the Investment Manager may, inter alia and in its sole discretion, reject any application for the purchase, sale, switching or conversion of Shares, or compulsorily redeem or require the sale of transfer of any Shares.

The ACD operates a regular savings plan for certain Classes (as set out in Appendix 1), subject normally to a minimum monthly subscription of £50. The minimum subscriptions and minimum holdings stated above do not apply to Shareholders who invest through regular savings plans.

The ACD may at its discretion accept subscriptions lower than the minimum.

Buying Shares

Applications to purchase Shares may be made by telephoning the ACD or by writing to the ACD. Application forms may be obtained from the ACD if required. Alternatively, forms of application are available on the Internet. Completed applications received on a dealing day before the valuation point (12.00 noon UK time) will normally be fulfilled that day at the next calculated Net Asset Value. The ACD may also at its discretion accept electronic instructions subject to appropriate arrangements which it specifies being in place.

The ACD has the right to reject an application for Shares in certain circumstances, either wholly or partially, and in such event the ACD will return any money sent (or the balance of such money) at the risk of the applicant.

Any money received by the ACD in respect of the purchase of Shares earlier than the day before the settlement date will be held in a client money bank account. Any money received later than this may be held in a client money bank account, but will otherwise be held in a corporate bank account in accordance with the delivery versus payment exemption as permitted by the FCA's client money rules.

Any subscription monies remaining after a whole number of Shares has been issued will be used to purchase fractions of whole Shares (known as smaller denomination Shares). A smaller denomination Share is equivalent to one-hundredth of a whole Share.

A contract note will be sent normally by the close of the dealing day following receipt of the application. This will show the number of Shares purchased and the price. Notice of the applicant's right to cancel will be sent separately (together with a renunciation form) within seven days of receipt of the application, if appropriate. Settlement is due on receipt of the contract note by the applicant. Shares are normally issued to an applicant only once settlement in cleared funds has been received.

Selling Shares

A Shareholder is normally entitled to require that some or all of his Shares be redeemed on any dealing day. Any number of Shares may be redeemed, but a Shareholder may be required to redeem all of his Shares if, following a partial redemption, his holding is less than the minimum holding for the Fund concerned.

Requests to redeem Shares may be made to the ACD by telephone or in writing. Alternatively, forms of redemption are available on the Internet. Requests by telephone or via the Internet must be confirmed in writing. The ACD may also at its discretion accept electronic instructions subject to appropriate arrangements which it specifies being in place.

A contract note will be sent to the selling Shareholder (or to the first-named, in the case of joint Shareholders), giving details of the Shares sold and the price. Payments to satisfy the redemption request will normally be issued by the close of the third Business Day (but no later than close of the fourth Business Day) after the later of the day of the calculation of the price and receipt by the ACD of a properly completed and signed Renunciation Form in respect of the appropriate number of Shares, together with any other appropriate evidence of title as determined by the ACD. All redemption payments will be issued from a client money bank account. However, prior to issue, balances relating to redemption payments may be held by the ACD in a corporate bank account in accordance with the delivery versus payment exemption as permitted by the FCA's client money rules. All redemption proceeds that remain unpaid after the settlement date will be held in a client money bank account.

Once a request to redeem Shares has been made, it cannot subsequently be withdrawn.

Switching Shares

A Shareholder may at any time switch all or some of his Shares of one Class ("Original Shares") for Shares of another Class within the same Fund or for Shares of any Class within a different Fund ("New Shares"). Switches into a Share Class may only be made providing any eligibility criteria for that Share Class are met. A switch involves the sale of the Original Shares and the purchase of the New Shares. The number of New Shares issued will be determined by reference to the respective prices of New Shares and Original Shares at the valuation point applicable when the Original Shares are redeemed and the New Shares are issued.

Instructions for switching Shares may be given by telephoning the ACD or in writing to the ACD, and the Shareholder may be required to complete a switching form (which, in the case of joint Shareholders, must be signed by all the joint holders). Switching forms may be obtained from the ACD and are also available on the Internet. The ACD may also at its discretion accept electronic instructions subject to appropriate arrangements which it specifies being in place.

The ACD may at its discretion make a charge on the switching of Shares. The charge will not exceed an amount equal to the then prevailing preliminary charge (if any) for the New Shares. The ACD may adjust the number of New Shares issued to reflect the imposition of any switching charge and any other charges or levies in respect of the issue or sale of the New Shares or the redemption or cancellation of the Original Shares as may be permitted pursuant to the COLL Sourcebook.

If a switch would result in the Shareholder's holding a number of Original Shares or New Shares of a value which is less than the minimum holding in the Fund concerned, the ACD may, if it thinks fit, convert the whole of the Shareholder's holding of Original Shares to New Shares or refuse to effect any switch of the Original Shares. No switch will be made during any period when the right of Shareholders to require the redemption of their Shares is suspended. The general provisions on procedures relating to redemption will apply equally to a switch.

The ACD may at its discretion convert a Share to another Class of Shares provided this does not cause material prejudice to affected Shareholders.

Shareholders subject to UK tax should note that a switch of Shares between Funds (but not between Classes of Shares within a Fund) is treated as a disposal for the purposes of capital gains taxation.

Conversion of Shares from one Class of Shares to another Class of Shares in the same Fund fall under s103F of the Taxes and Capital Gains Act 1992 'Exchanges of units in the same scheme' so long as the conditions within this section are met then the switch will not be treated as a disposal and acquisition for capital gains taxation purposes. Share Classes that are hedged for currency purposes will generally not meet the conditions and switches stipulated under s103F and are therefore likely to be subject to capital gains tax.

A Shareholder who switches Shares of one Class for Shares of any other Class will not be given a right by law to withdraw from or cancel the transaction.

Further information relating to dealing in the Funds is provided in Appendix 4.

SHARE PRICES

Pricing Basis

The Company deals on a forward pricing basis. A forward price is the price calculated at the next valuation of the Scheme Property after the purchase, redemption or switch of Shares is agreed.

Shares are priced on a single, mid-market basis in accordance with the COLL Sourcebook.

Calculation of Prices

The price of a Share is calculated by reference to the Net Asset Value of the Fund (or Class) to which it relates. In summary, this is done by valuing the property of the Fund and dividing that value (or the part attributed to Shares of the relevant Class) by the number of Shares of the relevant Class in issue. The basis of the calculation of the Net Asset Value is summarised in Appendix 4, Calculation of Net Asset Value. The Net Asset Value of each Fund is normally calculated at 12.00 noon UK time on each dealing day. The ACD may also apply an adjustment to the Net Asset Value of a Fund where large cash inflows or outflows from a Fund may prejudice its Shareholders – see "Price Adjustment Policy" section below. In relation to the Fidelity Index Emerging Markets Fund, Fidelity Index Europe ex UK Fund, Fidelity Index Japan Fund, Fidelity Index Pacific ex Japan Fund, Fidelity Index US Fund and Fidelity Index World Fund the ACD may apply a dilution levy in relation to purchases on the first day of dealing only as set out in the "Dilution Levy and Large Deals …." section below. The ACD may at any time during a dealing day carry out an additional valuation if the ACD considers it desirable to do so. Investors should note that it may be the case that payments made to a Fund such as those in respect of a class action may not be included in the Net Asset Value of a Fund until actually received owing to the inherent uncertainty surrounding such payments.

Investors should bear in mind that, on purchase, the ACD's preliminary charge is added to the price of a Share and that any applicable redemption charge will be deducted from the price of a Share on sale.

Publication of Prices

Except as otherwise provided, the most recent Share prices currently appear daily in the *Financial Times* and may also be published in one or more other newspapers. For reasons beyond the ACD's control, a published price may not be the current price. In addition, Share prices are made available online at www.fidelity.co.uk. Share prices for the Fidelity Sterling Core Plus Reduced Duration Bond Fund are, however, only available online at www.fidelitypensions.co.uk. Share prices for Y class Shares are only available from Fidelity on 0800 700 000 or on the relevant Fidelity wealth manager web site.

Price Adjustment Policy (Swing Pricing)

Large transactions in or out of a fund can create "dilution" of a Fund's assets because the price at which an investor buys or sells Shares in a Fund may not entirely reflect the dealing and other costs that arise when the manager has to trade in underlying investments to accommodate large cash inflows or outflows. In order to counter this and enhance the protection of existing Shareholders there may be a Share price adjustment as part of the regular daily valuation process to counter the impact of dealing and other costs on occasions when these are deemed to be significant.

On any dealing day the asset value of a Fund may be adjusted upwards or downwards as applicable to reflect the costs that may be deemed to be incurred in liquidating or purchasing investments to satisfy net daily transactions at Fund level. The ACD reserves the right to make such an adjustment taking into account factors such as the estimated dilution costs (such as underlying dealing spreads, commissions and other trading expenses) and the size of the Funds. In deciding whether to make such an adjustment the ACD will have regard to the interests of existing, continuing and potential shareholders in the Fund.

The adjustment will be upwards when the net aggregate transactions result in an increase of the number of Shares and will be downwards when the net aggregate transactions result in a decrease of the number of Shares. The adjusted asset value will be applicable to all transactions on that day.

Where a dilution adjustment is not applied to a Fund there may be dilution of the assets of that Fund which may constrain or reduce the future growth of that Fund.

The price of each class of share in a Fund is calculated separately and any dilution adjustment will in percentage terms affect the price of the Shares of each Class of that Fund to the same degree.

Any such price adjustment will be in response to significant cash flows rather than normal volumes and therefore it is not possible to accurately predict whether a price adjustment will occur at any future point in time. Consequently, it is also not possible to accurately predict how frequently such price

adjustments will need to be made. Whilst any price adjustment is not expected to exceed 2% of the net asset value of a Fund the ACD may exceed this figure in exceptional market circumstances.

Dilution Levy and Large Deals – (Fidelity Index Emerging Markets Fund, Fidelity Index Europe ex UK Fund, Fidelity Index Japan Fund, Fidelity Index Pacific ex Japan Fund, Fidelity Index US Fund and Fidelity Index World Fund (the "Funds") on their first day of dealing only)

In relation to the above Funds the ACD may require the payment of a dilution levy on the first day of dealing only in these Funds and thereafter the Price Adjustment Policy (Swing Pricing) as set out above will apply. This mechanism is designed to compensate the Fund for the initial costs incurred in purchasing the underlying portfolio of the Fund on the first day of dealing in the Fund and the consequent potential adverse effect on the Share value to other future Shareholders. Any dilution levy must be fair to all Shareholders and potential Shareholders.

The ACD will not impose a dilution levy in respect of a purchase (or series of purchases placed on the same day) involving Shares with a value below £500,000. However, the ACD reserves the right to impose a dilution levy in the following circumstances in respect of a "large deal" (i.e. a purchase (or series of purchases placed on the same day) in respect of Shares exceeding £500,000 in value).

It is not possible to predict accurately whether dilution would occur at any point in time. If a proposed transaction falls or potentially falls within the above category, the investor should enquire as to whether a dilution levy will apply in respect of that transaction before giving instructions to the ACD. In deciding whether to impose a dilution levy, the ACD may consider a number of factors including the size of the transaction relative to the overall value of the Fund, the level of transaction costs within that particular market, the liquidity of the underlying investments within the Fund, the amount of investments to be bought and the likely time that this will take.

Based on future projections and on its experience of managing the Funds, the ACD is unlikely to impose a dilution levy unless it considers that the dealing costs relating to a Shareholder transaction are significant and will have a material impact on the value of the Fund in question. Based on future projections, the levy (if imposed) will be up to 0.80% of the purchase cost. Any dilution levy would be paid to the Company and would become part of the property of the relevant Fund.

The ACD believes that its dilution levy policy described above will not materially affect the future growth of the Funds.

CHARGES AND EXPENSES

ACD's Charges and Expenses

Preliminary Charge

The ACD may make a preliminary charge on a sale of Shares based on the amount subscribed. Details of the current preliminary charge (if any) for Shares of each Fund are set out in Appendix 1. The maximum preliminary charge permitted in every case is 7% of the amount subscribed. The preliminary charge is payable to the ACD.

Redemption Charge

The ACD currently makes no charge on a cancellation or redemption of Shares.

Switch Charge

See Buying, Selling and Switching of Shares, Switching Shares, above, which provides that the ACD may at its discretion make a charge for switching shares from time to time whether for a switch to Shares of another Class within the same Fund or for Shares of any Class within a different Fund.

Annual Charges

In payment for carrying out its duties and responsibilities, the ACD is entitled to make an annual charge out of each Fund not exceeding 2% per annum of the Net Asset Value of the Fund. The Annual Charges subject to this maximum comprise the investment management charges and Service Charges described below, but not the Registrar Charges also described below. The Annual Charges accrue daily and are payable monthly. The daily calculation is based on the Net Asset Value of the relevant Fund at 12.00 noon UK time on the previous day. The Annual Charges and the Registrar Charges are accrued on the previous day's Net Asset Value of each Fund. For this purpose the value of a Fund is inclusive of the Share issues and cancellations which take effect as at the relevant valuation point.

Investment Management Charges

The investment management charge varies in accordance with the Fund and Share Class type. The current rate of the investment management charge for each Fund and its Classes of Shares is set out in the details of the Funds in Appendix I. Certain Share Classes ("Variable Share Classes") have a variable management fee ("Variable Management Fee" or "VMF"). Further information on the calculation method of the VMF is set out below. Investment management fees are accrued daily and paid monthly.

The ACD may waive any or all of its fees in respect of any Fund at its discretion from time to time.

The ACD remunerates the Connected Persons and any other entity to which it has sub-delegated investment management activities for services performed by them for the Company. Brokerage Commissions, transaction charges and other operating costs of the Fund are payable by the Company.

Share Classes subject to a Variable Management Fee

The Variable Share Classes are subject to a VMF, in place of the investment management charge applied to other Share Classes.

The VMF comprises a set base fee (the "Base Fee") and a positive or negative variable element of up to 0.20%, which is calculated daily to the nearest 0.01%. The variable element of the VMF is calculated based on the performance of each Share of the relevant Variable Share Class relative to that of its Market Index over the same period.

The period used to assess the performance of a Variable Share Class and Market Index is the lesser of: (i) the time since launch of the Share Class; or (ii) the previous 3 years, (the "Performance Period"). The difference between the value (inclusive of Income distributions previously paid out) at the beginning of the Performance Period compared to the value (inclusive of Income distributions previously paid out) at the end of the Performance Period for each of the relevant Variable Share Class and that of the Market Index form the basis of the calculation of the variable element of the VMF.

The Market Index and the Base Fee for each Variable Share Class together with the range of the variable element of the VMF and the resulting maximum and minimum VMF are set out in Appendix 1 for each relevant Fund.

Where the performance of the relevant Variable Share Class is equal to that of the Market Index, the variable element will be zero and the VMF will equal the Base Fee. The variable element will also be zero during the first 90 days after launch of each Variable Share Class.

Where a Variable Share Class has outperformed the Market Index, a positive adjustment of the Base Fee will take place. This positive adjustment will apply on a sliding scale, so that for each 1% (or fraction thereof) of outperformance against the Market Index, the variable element of the VMF will increase by 0.033%, up to a maximum variable element of 0.20% above the Base Fee.

Similarly, where the performance of the Share Class has underperformed the Market Index, a negative adjustment of the Base Fee will take place. This negative adjustment will apply on a sliding scale so that for each 1% (or fraction thereof) of underperformance against the Market Index, the variable element will decrease by 0.033% up to a maximum variable element of 0.20% below the Base Fee.

Market Indices
The relevant Market Index has been determined by the Investment Manager as reasonable to calculate the VMF of the relevant Variable Share Class. However, and for the avoidance of doubt, the use of a Market Index for this purpose should not necessarily be considered as indicative of a specific investment style.

The value attributed to each Market Index is on the basis of a total return. This means that the value will reflect the reinvestment of dividends. The Market Index will also reflect an appropriate application of dividend withholding tax. This means that where the relevant Fund could invest in the securities of the index, without being subject to withholding tax on dividends, the Market Index used will also be without adjustment for withholding taxes. Where the relevant Fund would have withholding tax applied on any payment of dividends, this will also be reflected in the Market Index. Where there is not a readily available version of the Market Index applying the correct withholding tax treatment, the Investment Manager will adjust the calculation to take account of the relevant applicable withholding taxes.

The ACD, the Investment Manager and the relevant index provider(s) will, subject to the FCA Handbook, not be liable (in negligence or otherwise) to any Shareholder for any error, delay or change in the provision, availability, composition, calculation or transmission of any index and shall not be obliged to advise any Shareholder of the same.

The Company, the ACD and the Investment Manager are not sponsored, endorsed, sold or promoted by the relevant index provider(s) and the index provider(s) make(s) no warranty, representation or judgment about the Company, the ACD, the Investment Manager or the use of any index.

The ACD will maintain a contingency plan setting out the actions to be taken in the event that a benchmark index changes materially or ceases to be provided.

Note to Investors
As outlined above, the variable element of the VMF is based on the difference in performance of the Variable Share Class compared to the Market Index. As a result, the VMF will vary based on the relevant Share Class performance relative to the Market Index performance, calculated at the beginning and end of each Performance Period, rather than being based on increases or decreases in the NAV of the relevant Share Class during that period.

The difference in performance between the Variable Class and the Market Index is calculated by reference to their values at the beginning and end of each Performance Period.

Examples of the VMF payable

Share Class Return	Market Index Return	Outperformance / Underperformance	Base Fee	Variable Element	VMF
15.0%	5.0%	9.5%	0.65%	0.20%	0.85%
10.0%	5.0%	4.8%	0.65%	0.16%	0.81%
5.0%	5.0%	0.0%	0.65%	0.00%	0.65%
0.0%	5.0%	-4.8%	0.65%	-0.16%	0.49%
0.0%	-5.0%	5.3%	0.65%	0.17%	0.82%
-5.0%	5.0%	-9.5%	0.65%	-0.20%	0.45%
-5.0%	-10.0%	5.6%	0.65%	0.18%	0.83%
-10.0%	-20.0%	12.5%	0.65%	0.20%	0.85%

Outperformance/underperformance values are calculated to ensure they are proportionate, compoundable and convertible. This calculation is expressed as follows:

$$Outperformance/Underperformance = \frac{1 + Share\ Class\ Return}{1 + Market\ Index\ Return} - 1$$

For each 1% of the outperformance/underperformance, the variable element will increase or decrease by 0.03% to a maximum of 0.20% or a minimum of -0.20%.

Historical VMF rates applied to each Variable Share Class and further details on the calculation methodology will be available upon request at the registered office of the ACD.

Service Charges

The ACD may make a charge for each Fund for providing all necessary administration and fund accounting services to the Company. The current rate of any Service Charges for each Fund is set out in the details of the Funds in Appendix 1.

Registrar Charges

In addition to the Annual Charges described above, the ACD may make a charge (which may vary as between different Share Classes) for its services as registrar and transfer agent as set out in the details of the Funds in Appendix 1. The maximum rate of the Registrar Charges allowed for each Fund is 0.20% per annum of the Net Asset Value of the Fund (currently no more than 0.10% per annum is charged). The Registrar Charges accrue and are payable on the same basis as the annual charges above.

Share Classes subject to a Currency Hedging Charge

In addition to the Annual Charges described above, the ACD may make a separate charge for its services in conducting currency hedging transactions in relation to currency hedged Share Classes (which may vary as between different such Share Classes). Where applicable, this charge will be set out at Appendix 1 and will not exceed 0.03% per annum of the NAV of the relevant Share Class.

The Currency Hedging charge applies using the below tiered fee structure:

Share Class TNA	FX Hedging Charge
Up to £35 million	0.03%
Excess above £35 million	0.001%

The Currency Hedging charges accrue and are payable on the same basis as the annual charges above. The costs and expenses associated with the hedging transactions in respect of the relevant Hedged Share Class and any benefits of the hedging transactions will accrue to Shareholders in that Hedged Share Class only.

Treatment of Charges and Expenses

In accordance with the COLL Sourcebook and as agreed with the Depositary, all charges and expenses in respect of the following Funds may be treated as capital charges, which will enhance income returns but may constrain capital growth:

Fidelity Asian Dividend Fund (Income Share classes), Fidelity Enhanced Income Fund (Income Share classes), Fidelity Global Dividend Fund (Income Share classes), Fidelity Global Enhanced Income Fund (Income Share classes) and Fidelity MoneyBuilder Dividend Fund (Income Share classes).

In accordance with the COLL Sourcebook, the ACD and the Depositary have agreed that the ACD's annual charges may be treated as capital charges, which will enhance income returns but may constrain capital growth in the following Funds:

Fidelity Enhanced Income Fund (Accumulation Share classes), Fidelity Global Dividend Fund (Accumulation Share classes), Fidelity Global Property Fund (Income Share classes) and Fidelity MoneyBuilder Balanced Fund (Income Share classes).

Expenses

The ACD is entitled to recover out of the Scheme Property all reasonable and properly evidenced out of pocket expenses incurred by it as the authorised corporate director of the Company.

Depositary's Charges and Expenses

The Depositary's remuneration, which is payable out of the assets of each Fund, is a periodic charge at such annual percentage of the value of the property of each Fund as is set out below, with the property of each Fund being valued and such remuneration accruing and being paid on the same

basis (other than there being no variable fee element) as the ACD's periodic charge. Currently, the ACD and the Depositary have agreed that the Depositary's remuneration in respect of each Fund shall be calculated on a sliding scale as follows:

Band Range	**Fee**
On the first £250 million	0.010% per annum
On the next £750 million	0.005% per annum
On the remainder	0.001% per annum

The Depositary is also entitled to receive out of the property of each Fund, remuneration for such services in performing or arranging for the performance of the functions conferred on the Depositary by the Instrument of Incorporation or the COLL Sourcebook. Currently the Depositary does not receive any remuneration or service charges under this paragraph. The introduction of or increase in any such charge is subject to obtaining the requisite consent from Shareholders. Any such charges shall be on terms no less favourable than would be applicable to a comparable customer of the Depositary. Service charges shall accrue when the relevant transaction or other dealing is effected and shall be paid in arrears on the next following date on which payment of the Depositary's periodic charge is to be made or as soon as practicable thereafter.

The Depositary's remuneration may not exceed 0.50% per annum of the Net Asset Value of the Fund.

Depositary's Expenses

In addition to the remuneration referred to above, the Depositary will be entitled to receive reimbursement for expenses properly incurred by it in the discharge of its duties or exercising any of the powers conferred upon it in relation to the Company and each Fund, subject to approval by the ACD.

The Depositary has appointed J.P.Morgan Chase Bank (London Branch) as the Custodian of the property of the Fund and is entitled to receive reimbursement of the Custodian's fees as an expense of the Fund. J.P.Morgan Chase Bank's remuneration for acting as Custodian is calculated at an *ad valorem* rate determined by the territory or country in which the assets of the Fund are held. Currently, the lowest rate is 0.005% and the highest rate is 0.35%. In addition, the Custodian makes a transaction charge determined by the territory or country in which the transaction is effected. Currently, these transaction charges range from US$1 to US$75 per transaction.

The Depositary is also entitled to be reimbursed out of the property of each Fund in respect of remuneration charged by the Custodian for such services, being services delegated to the Custodian by the Depositary in performing or arranging for the performance of the functions conferred on the Depositary by the Instrument of Incorporation or the COLL Sourcebook. Currently the Depositary does not receive any remuneration or service charges under this paragraph. The introduction of or increase in any such charge is subject to obtaining the requisite consent from Shareholders. Any such charges shall be on terms no less favourable than would be applicable to a comparable customer of the Custodian. Service charges shall accrue when the relevant transaction or other dealing is effected and shall be paid in arrears.

The Custodian's *ad valorem* remuneration may not exceed 1% per annum of the Net Asset Value of the Fund, and its transaction charges may not exceed US$750 per transaction.

The following further expenses may also be paid out of the property of the Fund:

(i) all charges imposed by, and any expenses of, any agents appointed by the Depositary to assist in the discharge of its duties;

(ii) all charges and expenses incurred in connection with the collection and distribution of income;

(iii) all charges and expenses incurred in relation to the preparation of the Depositary's annual Report to Shareholders;

(iv) all charges and expenses incurred in relation to stocklending.

<u>Other Expenses</u>

The Company may pay out of the assets of the Funds or if attributable to a particular Fund, out of the assets of that particular Fund as appropriate the following expenses:

(a) charges and expenses payable to the ACD, the Depositary and FIL Limited described in this section;

(b) stamp duties, taxes, brokerage or other expenses incurred in acquiring and disposing of investments;

(c) fees in respect of the publication and circulation of details of the Net Asset Value and Share prices;

(d) fees and expenses of the auditors and of tax, legal and other professional advisers of the Company;

(e) brokers' bond and errors and omissions insurance, sub-fund guarantee protection insurance;

(f) costs of convening and holding Shareholder meetings (including Class meetings);

(g) costs of printing and distributing reports, accounts and communications to Shareholders (including notices of general meetings), and costs incurred as a result of periodic updates of the Prospectus (and the Key Investor Information Document) or amendment of the Instrument of Incorporation of the Company and any other administrative expenses;

(h) expenses incurred in distributing income to Shareholders and related notifications;

(i) interest on borrowings and charges incurred in negotiating borrowings;

(j) taxation and duties payable by the Company;

(k) any amount payable by the Company under any indemnity provisions contained in the Instrument of Incorporation of the Company or any agreement with a functionary of the Company;

(l) fees of the FCA under the Financial Services and Markets Act 2000 and the corresponding periodic fees of any regulatory authority in a country or territory outside the United Kingdom in which Shares are or may be marketed, and any related costs incurred in relation to obtaining and/or maintaining a regulatory status in a country or territory outside the United Kingdom;

(m) any payments otherwise due by virtue of the COLL Sourcebook;

(n) charges payable in respect of foreign exchange transactions as described below; and

(o) such other expenses as the ACD resolves are properly payable out of the Scheme Property.

Subject to current HM Customs & Excise regulations, Value Added Tax at the prevailing rate may be payable in addition to the Depositary's remuneration, the Custodian's remuneration and the above expenses.

It is not currently proposed to seek a listing for the Shares on any stock exchange, but if a listing is sought in the future the fees connected with the listing will be payable by the Company.

Expenses are allocated between capital and income in accordance with the COLL Sourcebook.

Foreign Exchange Transactions

Foreign exchange transactions for the Company are carried out through associates or affiliates of FIL Limited (an associated company of the ACD) as agent and at rates approved by the ACD.

To avail of economies of scale and efficiencies with the aim of lowering costs for the benefit of the Company and other Fidelity clients, these foreign exchange transactions may be aggregated with foreign exchange transactions to be effected on behalf of other collective investment schemes and individual client investment portfolios managed by Fidelity.

Formation Costs

The costs of the authorisation and incorporation of the Company were borne by the ACD or other companies in its group.

Each Fund formed after September 1998 may bear its own direct establishment costs.

Allocation of Charges and Expenses Between Funds

All charges and expenses which are directly attributable to a particular Fund (or Class within a Fund) will be charged to that Fund (or Class). Otherwise, if there is more than one Class within a Fund, charges and expenses which are directly attributable to the Fund (but not to a particular Class)

will normally be allocated between the Classes within the Fund *pro rata* to the Net Asset Value of the Fund attributable to each Class.

Any charges and expenses not attributable to any one Fund will normally be allocated by the ACD to all Funds (and their Classes) *pro rata* to the Net Asset Values of the Funds (and their Classes), although the ACD has a discretion to allocate such charges and expenses in a different manner which it considers fair to Shareholders generally.

Ongoing Charges Figure ("OCF")

The OCF for each Fund from time to time is set out in the most recent Key Investor Information Document ("KIID") applicable to each Fund. The OCF is made up of the amounts paid to the ACD and the Depositary for providing services to a Fund. It also includes expenses that must be included in the OCF calculation (such as audit, legal and regulatory fees). The OCF calculation excludes costs incurred by a Fund in connection with transactions on its portfolio of assets (for example: brokerage fees, taxes and linked charges), and any performance fees, entry and exit fees, if applicable, interest on borrowings, and payments incurred because of financial instruments. The figure is expressed as a percentage of the Net Asset Value of a Fund.

INCOME

Accounting Periods

The annual accounting period of the Company ends each year on the last day of February (the accounting reference date). The half-yearly accounting period ends each year on 31 August. In addition, Funds with income shares in issue may have interim accounting periods within each annual accounting period (see Appendix 1).

Income Allocations

Allocations of income are made in respect of the income available for allocation in each annual accounting period.

Distributions of income for each Fund are paid on or before the annual income allocation date of 30 April. In the case of certain Funds with income Shares in issue, interim distributions will be paid on or before the interim income allocation dates set out in Appendix 1. If a holder of Income type Shares instructs the ACD that he wishes to receive the income, this is normally paid into the Shareholder's bank or building society.

The amount available for allocation in an accounting period is calculated by:

(a) taking the aggregate of the income received or receivable for the account of the relevant Fund for that period;

(b) deducting the charges and expenses of the Fund paid or payable out of income for that accounting period; and

(c) making such adjustments as the ACD considers appropriate (and after consulting the auditors as appropriate) in relation to tax and certain other issues.

Where a Fund has more than one Class in issue, allocations of income are made in accordance with the proportionate interests of the Classes within the Fund.

Where the income amount calculated to be distributed is less than £250 per unit class per accounting period, the ACD reserves the right to withhold the income and to carry it forward to the next accounting period.

If a distribution remains unclaimed for a period of six years after it has become due, it will be forfeited and will revert to the Company.

Income Equalisation

The purchase price of a Share reflects the entitlement to share in the accrued income of the relevant Fund since the previous allocation. This capital sum, known as income equalisation, is returned to a Shareholder with the first allocation of income in respect of a Share issued during an accounting period.

The amount of income equalisation is calculated by dividing the aggregate of the amounts of income included in the price of Shares of the relevant Class issued in an annual or interim accounting period by the number of those Shares and applying the resultant average to each of the Shares in question.

UK TAXATION

The information given below does not constitute legal or tax advice, and prospective investors should consult their own professional advisers as to the implications of their subscribing for, purchasing, holding, switching or disposing of Shares under the laws of any jurisdiction in which they may be subject to tax.

Taxation of the Company and the Funds

The Company is an umbrella scheme. The effect of the Company being an umbrella scheme is that each Fund is treated as a separate open-ended investment company (OEIC) within the meaning of Section 613 – 615 of the Corporation Tax Act 2010 and is therefore treated for the purposes of United Kingdom taxation of income as a company resident in the United Kingdom. A Fund does not suffer any liability to United Kingdom taxation in respect of any capital gains accruing to it on the disposal of its investments. A Fund is however, liable to United Kingdom corporation tax at the current rate of 20% on the excess of its taxable income for any accounting period over its deductible expenses of management and interest costs for that period. Any distributions paid by any Fund to its Shareholders will not be treated as deductible expenses in computing the Fund's taxable income, except in the case of interest distributions.

The taxable income of each Fund does not include any dividends or other qualifying distributions received by that Fund from United Kingdom resident companies nor does it normally include foreign dividends unless the fund has elected to treat the latter as taxable. Any other income derived by a Fund from foreign sources will be included in its taxable income, but, in computing its liability to corporation tax on any such income, credit may be available for any foreign withholding taxes that the income has borne.

Any corporation tax payable by any Fund will be assessed by reference to the Fund's accounting periods.

Taxation of Distributions from the Funds

Each Fund will be treated, for tax purposes, as distributing to its Shareholders (in one of the ways specified below) the whole of the income shown in its accounts for each of its distribution periods as being available for distribution to Shareholders. The making of a distribution, for this purpose, includes both paying an amount in respect of a holding of Income type Shares to the Shareholder concerned and also investing an amount within the Fund in respect of a holding of Accumulation type Shares on behalf of the Shareholder concerned. Any reference in this section to a "distribution" should be construed accordingly. Each Fund's "distribution periods" will correspond to its accounting periods.

The distribution accounts of each Fund for any of its distribution periods may show the Fund's income as being available for distribution as either a dividend or interest distribution; the type selected depends on the source and composition of the income of the Fund for the distribution period in question (as explained further below).

Broadly speaking, any Fund which invests primarily in interest paying investments (including indirectly through other authorised unit trusts and OEICs) may make interest distributions. Other Funds may only make dividend distributions.

Dividend Distributions

Any dividend distribution made by a Fund will be treated as if it were a UK dividend paid to the Shareholders in that Fund. No deduction by way of withholding tax is required to be made from any dividend distribution.

For distributions paid from 6 April 2016 a Shareholder in a Fund who is an individual and is resident in the United Kingdom for taxation purposes will be entitled to a dividend allowance of £5,000, where the dividend allowance is not exceeded no further UK tax is payable. Where the dividend allowance is exceeded individual Shareholders who pay income tax will be liable to tax based on their marginal rate of tax with the specific tax rates applicable to dividend income being 7.5% (basic rate), 32.5% (higher rate) or 38.1% (additional rate) tax on the amount that exceeds the dividend allowance.

Shareholders within the charge to UK corporation tax will receive dividend distributions "streamed" into franked and unfranked components depending on the underlying income of the Fund. The franked stream is treated as franked investment income in the hands of the corporate Shareholder. The unfranked stream is treated as an annual payment received after deduction of tax at the lower rate. This tax is repayable only to the extent of the Shareholder's proportion of the Fund's net UK corporation tax liability although all of it is available for offset against the Shareholder's

UK corporation tax liabilities. Both the proportions of a dividend distribution that are to be treated as franked and unfranked investment income and the Shareholder's proportion of the Fund's net UK corporation tax liability will be shown on tax vouchers accompanying dividend distributions.

Interest Distributions

A Fund which holds more than 60% of its investments throughout an accounting period in, broadly speaking, interest paying investments, Derivative contracts whose underlying subject matter is such investments, certain contracts for differences or UK authorised unit trusts or OEICs which themselves hold more than 60% of their investments in such assets throughout an accounting period may make interest distributions. Distributions paid prior to 6 April 2017 were generally paid after deduction of income tax at the lower rate of 20%. Any distribution paid on or after 6 April 2017 will be paid without any tax deductions.

For distributions paid from 6 April 2016 a Shareholder in a Fund who is an individual and is resident in the United Kingdom for taxation purposes will be entitled to a personal savings allowance of £1,000 (basic rate) £500 (higher rate) and £0 (upper rate). From 6 April 2017 where the distribution exceeds this allowance Shareholders liable to income tax will be liable to pay income tax based on their marginal rate of tax with the specific tax rates applicable to savings income being 20% (basic rate), 40% (higher rate) or 45% (additional rate) tax on the amount that exceeds the personal savings allowance.

Details of interest distributions paid to individuals, other than ISA investors or Child Trust Fund investors, with addresses in the UK and other specified countries must be reported to HM Revenue & Customs by the ACD along with the names and addresses of those individuals.

The attention of Shareholders within the charge to UK corporation tax is drawn to the provisions of Section 490 of Corporation Tax Act 2009. Under these provisions, holdings in a Fund which holds more than 60% of its investments at any time in an accounting period in, broadly speaking, interest paying investments, Derivative contracts whose underlying subject matter is such investments, certain contracts for differences or UK authorised unit trusts or OEICs which themselves hold more than 60% of their investments in such assets at any time in an accounting period will be taxed as creditor relationships of the Shareholder. That creditor relationship can only be taxed on a mark to market basis of accounting. This means that the Shareholder within the charge to corporation tax can be charged to tax on unrealised profits in each accounting period.

Capital Gains

Shareholders who are resident or, if applicable, ordinarily resident in the UK for tax purposes who are not within the charge to UK corporation tax may be subject to capital gains tax in respect of gains arising from the sale or other disposal of Shares, where their annual gains exceed their allowance. For disposals from 6 April 2016 at the rate of 10% (basic rate tax payers) or 20% (higher or additional rate tax payers).

Shareholders within the charge to UK corporation tax will be subject to corporation tax in respect of gains arising from the sale or other disposal of Shares.

When the first income allocation is made to Shares purchased during an accounting period, the amount representing the income equalisation in the price of the Shares is a return of capital and is not taxable as income in the hands of Shareholders. This amount should be deducted from the cost of Shares in computing any capital gains realised on a subsequent disposal.

No deduction by way of withholding tax is required to be made from any payment made by a Fund to a Shareholder upon the redemption of his Shares.

Individual Savings Accounts (ISAs)

HM Revenue & Customs regulations allow shares in an open-ended investment company to be eligible for inclusion in ISAs up to prescribed limits.

US Foreign Account Tax Compliance Act ("FATCA")

The Hiring Incentives to Restore Employment Act (the "Hire Act") was signed into US law in March 2010. It includes provisions generally known as Foreign Account Tax Compliance (''FATCA''). The objective of FATCA provisions is to require non-US Financial Institutions to identify and appropriately report on US taxpayers holding assets outside the US as a safeguard against US tax evasion.

On 12 September 2013 the UK signed an agreement ("IGA") with the US to implement the Foreign Account Tax Compliance Act (''FATCA'') for all UK based Financial Institutions. The IGA as transposed into UK law requires UK Financial Institutions, to report to Her Majesty's Revenue and

Customs ("HMRC") the details of US taxpayers holding assets with those Financial Institutions so the UK can exchange this information with the US on an automatic basis. The IGA is effective from 1 July 2014 and includes the Company as a UK Financial Institution, and requires the Company to obtain mandatory evidence as to whether they are or are not any new shareholder from that date is a US person within the meaning of IGA, or in the case of non-individuals what their FATCA classification is. The Company is also required to identify any existing shareholder as a US Person or in the case of non-individuals what their FATCA classification is, within the meaning of the IGA based on the records the Company holds.

Further under UK law implementing the IGA the Company is required to disclose such information as maybe required under the IGA to HMRC on any Shareholder who is considered to have become a US person, or non-participating financial institution, within the meaning of the IGA. Investors should consult their own tax advisers regarding any potential obligations that the IGA, or the wider US FATCA regulations, may impose on them.

Under the terms of the IGA the Company as a UK Financial Institution is not subject to any additional US taxes, unless it is considered to be in material non-compliance with UK law. In addition as the Company does not pay US source income to Shareholders the Company is not required to withhold any US taxes from distribution or redemption payments unless the UK agrees before 31 December 2016 with the US that such withholding should be applied.

UK International Tax Compliance Agreements ("ITC")

In addition to the agreement signed by the UK with the US to implement the Foreign Account Tax Compliance Act (''FATCA''), the UK has now signed additional agreements ("IGAs") with a number of other jurisdictions. Details of the jurisdictions and agreements can be found at https://www.gov.uk/hmrc-internal-manuals/international-exchange-of-information/ieim402340.

These additional IGAs, as transposed into UK law, require UK Financial Institutions, to report to HMRC the details of relevant taxpayers holding assets with those Financial Institutions so the UK can exchange this information with the relevant jurisdiction on an automatic basis. The IGAs are effective on, or after, 1 July 2014 and includes the Company as a UK Financial Institution, and requires the Company to obtain mandatory evidence as to whether the tax residency(s) of any individual, or in the case of non-individuals what their ITC classification is. The Company is also required to identify any existing shareholder as a relevant taxpayer or in the case of non-individuals what their ITC classification is, within the meaning of the IGAs based on the records the Company holds.

Further under UK law implementing the IGAs the Company is required to disclose such information as maybe required under the IGAs to HMRC on any Shareholder who is considered to have become a relevant taxpayer, within the meaning of the IGA. Investors should consult their own tax advisers regarding any potential obligations that the IGAs may impose on them.

These statements are based on UK law and HM Revenue & Customs practice as known at the date of this document. Shareholders are recommended to consult their professional advisers if they are in any doubt about their tax position.

APPENDIX 1: THE FUNDS

Fidelity American Fund

Investment Objective

The Fund aims to increase the value of your investment over a period of 5 years or more

Investment Policy

The Fund will invest at least 70% in equities (and their related securities) of US companies (those domiciled, incorporated or having significant business in the US and those which are listed in the US).

The Fund is actively managed. The Investment Manager identifies suitable opportunities for the Fund utilising in-house research and investment capabilities.

The Investment Manager will, when selecting investments for the Fund and for the purposes of monitoring risk, consider the S&P 500 Index. However, the Investment Manager has a wide degree of freedom relative to the index and may take larger, or smaller, positions in companies, and/or may invest outside the index, to take advantage of investment opportunities. This means the Fund's investments and therefore performance may vary significantly from the index.

The Fund may also invest into other transferable securities, collective investment schemes, money market instruments, cash and deposits and is also able to use derivatives for efficient portfolio management.

The Variable Share Class (W-VMF) measures its performance relative to the index for the purposes of the Investment Management Charge calculation. The performance index does not influence investment decisions materially.

Performance Benchmark

The Fund's performance can be compared to the S&P 500 NUK Index as the index constituents are representative of the type of companies the Fund invests in. NUK means Net Total Return (WHT 15%). NUK is a customised index variant designed and maintained by S&P, which aligns more closely with this Fund's withholding tax treatment.

Many funds sold in the UK are grouped into sectors by the Investment Association (the trade body that represents UK Investment Managers), to facilitate comparison between funds with broadly similar characteristics. This Fund is classified in the IA North America sector. Performance data on funds within this sector may be prepared and published by data providers and will be used when evaluating the performance of this Fund. The IA sector most closely reflects the combination of assets in the Fund.

Classes of Shares	A Accumulation Shares W Accumulation Shares W-VMF Accumulation Shares
Currency of Denomination	Pounds Sterling
Minimum Initial Investment	£1,000 (or £50 per month under regular savings plan)
Minimum Subsequent Investment	£250
Minimum Withdrawal	None, provided minimum holding remains
Minimum Holding	£1,000 (except for regular savings plans – no minimum holding)
ACD's Preliminary Charge	None*
Investment Management Charge	1.5% per annum – A Shares 0.75% per annum – W Shares W-VMF Accumulation Shares – variable fee around a base fee of 0.65% per annum – see Notes below for further detail.
ACD's Service Charge	0.05% per annum
ACD's Registrar Charge	0.10% per annum
Annual Accounting Date	The last day of February

Half-yearly Accounting Date	31 August
Annual Income Allocation Date	30 April
Interim Income Allocation Date	None
Grouping Periods for Income Equalisation	Annual accounting periods
Annual Report published by	30 June
Interim Report published by	31 October

Performance of the Fund

Annual total return (full calendar years) 2010 to 2019

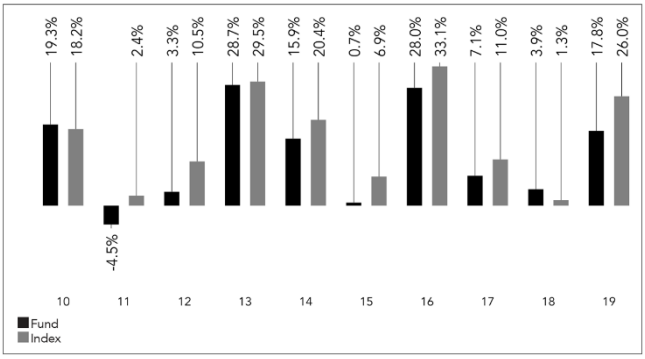

Average annual return to 31.12.19 (3Y, 5Y, 10Y)

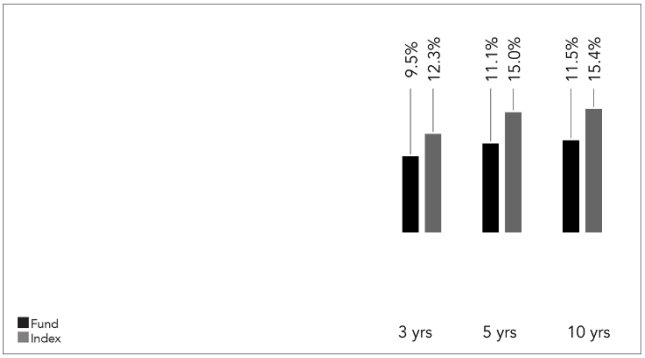

Notes

(1) Basis of calculation: NAV to NAV with income reinvested to 31 December 2019, net of tax and annual charges but excluding preliminary charges. More recent past performance information is available from the ACD on request.

(2) Potential investors are warned that past performance should not be seen as an indication of future performance and cannot in any way provide a guarantee of future returns. The value of investments and income from them can go down as well as up, and investors may not get back the original amount invested.

(3) *Certain historic savings plan arrangements may still levy an ACD's preliminary charge, depending on the terms applicable to those arrangements.

(4) The Fund employs the commitment approach to measure its global exposure.

(5) The W-VMF Share Class operates a variable management fee – details of the methodology are in the Charges and Expenses section of the Prospectus. The specific details for this W-VMF Share Class are:

Share Class Name	Market Index	Base Fee	Variable Element	Maximum VMF	Minimum VMF
Fidelity America Fund W-VMF-ACC	S&P 500 Index (NUK)	0.65%	Between -0.20% and +0.20%	0.85%	0.45%

(6) "S&P® and S&P 500® are registered trademarks of Standard & Poor's Financial Services LLC ("S&P") and Dow Jones® is a registered trademark of Dow Jones Trademark Holdings LLC ("Dow Jones"). These trademarks have been licensed for use by S&P Dow Jones Indices LLC ("SPDJI") and, in some cases, sublicensed to Fidelity. The S&P 500® NUK (the "Index") is a product of SPDJI and/or affiliates and has been licensed for use by Fidelity.

The Fund is not sponsored, endorsed, sold or promoted by SPDJI, Dow Jones, S&P, any of their respective affiliates or their third party licensors (collectively, "SPDJI Entities"). SPDJI Entities make no representation or warranty, express or implied, to the owners of the Fund or any member of the public regarding the advisability of investing in securities generally or in the Fund particularly or the ability of the Index to track general market performance. SPDJI Entities' only relationship to Fidelity with respect to the Index is the licensing of the Index and certain trademarks, service marks and/or trade names of SPDJI Entities. The Index is determined, composed and calculated by SPDJI Entities without regard to Fidelity or the Fund. SPDJI Entities have no obligation to take the needs of Fidelity or the owners of the Fund into consideration in determining, composing or calculating the Index. SPDJI Entities are not responsible for and have not participated in the determination of the prices, and amount of the Fund or the timing of the issuance or sale of the Fund or in the determination or calculation of the equation by which the Fund is to be redeemed. SPDJI Entities have no obligation or liability in connection with the administration, marketing or trading of the Fund. There is no assurance that investment products based on the Index will accurately track index performance or provide positive investment returns. S&P Dow Jones Indices LLC is not an investment advisor. Inclusion of a security within the Index is not a recommendation by SPDJI Entities to buy, sell, or hold such security, nor is it considered to be investment advice.

SPDJI ENTITIES DO NOT GUARANTEE THE ADEQUACY, ACCURACY, TIMELINESS AND/OR THE COMPLETENESS OF THE INDEX OR ANY DATA RELATED THERETO OR ANY COMMUNICATION, INCLUDING BUT NOT LIMITED TO, ORAL OR WRITTEN COMMUNICATION (INCLUDING ELECTRONIC COMMUNICATIONS) WITH RESPECT THERETO. SPDJI ENTITIES SHALL NOT BE SUBJECT TO ANY DAMAGES OR LIABILITY FOR ANY ERRORS, OMISSIONS, OR DELAYS THEREIN. SPDJI ENTITIES MAKES NO EXPRESS OR IMPLIED WARRANTIES, AND EXPRESSLY DISCLAIMS ALL WARRANTIES, OF MERCHANTABILITY OR FITNESS FOR A PARTICULAR PURPOSE OR USE OR AS TO RESULTS TO BE OBTAINED BY FIDELITY, OWNERS OF THE FUND, OR ANY OTHER PERSON OR ENTITY FROM THE USE OF THE INDEX OR WITH RESPECT TO ANY DATA RELATED THERETO. WITHOUT LIMITING ANY OF THE FOREGOING, IN NO EVENT WHATSOEVER SHALL SPDJI ENTITIES BE LIABLE FOR ANY INDIRECT, SPECIAL, INCIDENTAL, PUNITIVE, OR CONSEQUENTIAL DAMAGES INCLUDING BUT NOT LIMITED TO, LOSS OF PROFITS, TRADING LOSSES, LOST TIME OR GOODWILL, EVEN IF THEY HAVE BEEN ADVISED OF THE POSSIBLITY OF SUCH DAMAGES, WHETHER IN CONTRACT, TORT, STRICT LIABILITY, OR OTHERWISE. THERE ARE NO THIRD PARTY BENEFICIARIES OF ANY AGREEMENTS OR ARRANGEMENTS BETWEEN SPDJI AND FIDELITY, OTHER THAN THE LICENSORS OF SPDJI AND ITS AFFILIATES."

(7) Further information on the Index including its composition can be found at www.standardandpoors.com.

(8) The Index is provided by an administrator included in the ESMA Benchmark Register.

Fidelity American Special Situations Fund

Investment Objective

The Fund aims to increase the value of your investment over a period of 5 years or more.

Investment Policy

The Fund will invest at least 70% in equities (and their related securities) of US companies (those domiciled, incorporated or having significant business in the US and those which are listed in the US). The Investment Manager will choose companies it believes are undervalued and whose growth potential is not fully recognised by the market. It is not restricted in terms of size or industry. The Fund is actively managed without reference to a benchmark.

The Fund may also invest into other transferable securities, collective investment schemes, money market instruments, cash and deposits and is also able to use derivatives for efficient portfolio management.

Performance Benchmark

The Fund's performance can be compared to the S&P 500 NUK Index as the index constituents are representative of the type of companies the Fund invests in. NUK means Net Total Return (WHT 15%). NUK is a customised index variant, designed and maintained by S&P, which aligns more closely with this Fund's withholding tax treatment.

Many funds sold in the UK are grouped into sectors by the Investment Association (the trade body that represents UK Investment Managers), to facilitate comparison between funds with broadly similar characteristics. This Fund is classified in the IA North America sector. Performance data on funds within this sector may be prepared and published by data providers and will be used when evaluating the performance of this Fund. The IA sector most closely reflects the combination of assets in the Fund.

Classes of Shares	A Accumulation Shares W Accumulation Shares
Currency of Denomination	Pounds Sterling
Minimum Initial Investment	£1,000 (or £50 per month under regular savings plan)
Minimum Subsequent Investment	£250
Minimum Withdrawal	None, provided minimum holding remains
Minimum Holding	£1,000 (except for regular savings plans – no minimum holding)
ACD's Preliminary Charge	None*
Investment Management Charge	1.5% per annum – A Shares 0.75% per annum – W Shares
ACD's Service Charge	0.05% per annum
ACD's Registrar Charge	0.10% per annum
Annual Accounting Date	The last day of February
Half-yearly Accounting Date	31 August
Annual Income Allocation Date	30 April
Interim Income Allocation Date	None
Grouping Periods for Income Equalisation	Annual accounting periods
Annual Report published by	30 June
Interim Report published by	31 October

Performance of the Fund

Annual total return (full calendar years) 2010 to 2019

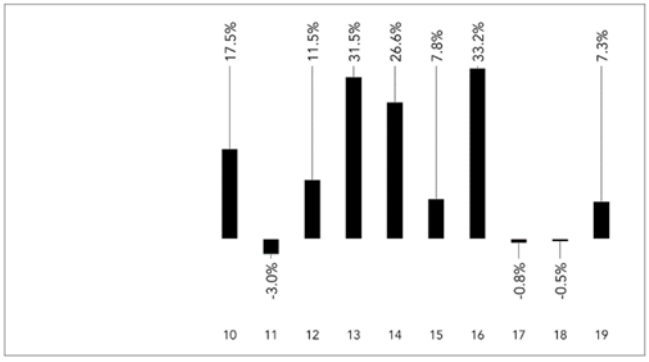

Average annual return to 31.12.19 (3Y, 5Y, 10Y)

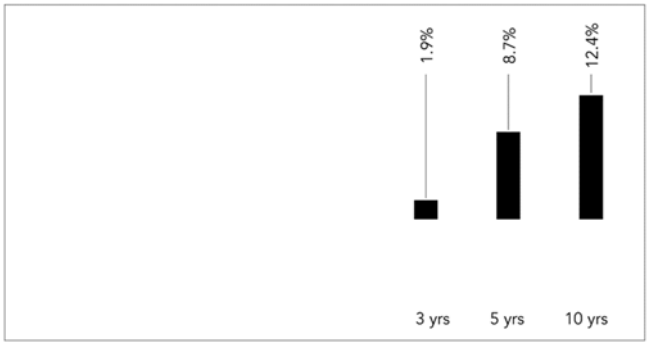

Notes

(1) Basis of calculation: NAV to NAV with income reinvested to 31 December 2019, net of tax and annual charges but excluding preliminary charges. More recent past performance information is available from the ACD on request.

(2) Potential investors are warned that past performance should not be seen as an indication of future performance and cannot in any way provide a guarantee of future returns. The value of investments and income from them can go down as well as up, and investors may not get back the original amount invested.

(3) *Certain historic savings plan arrangements may still levy an ACD's preliminary charge, depending on the terms applicable to those arrangements.

(4) The Fund employs the commitment approach to measure its global exposure.

Fidelity Asia Fund

(formerly Fidelity South-East Asia Fund)

Investment Objective

The Fund aims to increase the value of your investment over a period of 5 years or more.

Investment Policy

The Fund will invest at least 70% in equities (and their related securities) of companies throughout Asia (excluding Japan) (those domiciled, incorporated or having significant business in Asia (excluding Japan) and those which are listed in the region). This region includes countries considered to be emerging markets as determined by the Investment Manager at its sole discretion. The Investment Manager is not restricted in terms of size, industry, or geographical split.

The Fund is actively managed. The Investment Manager identifies suitable opportunities for the Fund utilising in-house research and investment capabilities.

The Investment Manager will, when selecting investments for the Fund and for the purposes of monitoring risk, consider the MSCI All Country Asia ex Japan Index. However, the Investment Manager has a wide degree of freedom relative to the index and may take larger, or smaller, positions in companies, and/or may invest outside the index, to take advantage of investment opportunities. This means the Fund's investments and therefore performance may vary significantly from the index.

The Fund may also invest into other transferable securities, collective investment schemes, money market instruments, cash and deposits and is also able to use derivatives for efficient portfolio management.

Performance Benchmark

The Fund's performance can be compared to the MSCI All Country Asia ex Japan (Net Total Return) Index as the index constituents are representative of the type of companies the Fund invests in.

Many funds sold in the UK are grouped into sectors by the Investment Association (the trade body that represents UK Investment Managers), to facilitate comparison between funds with broadly similar characteristics. This Fund is classified in the IA Asia Pacific excluding Japan sector. Performance data on funds within this sector may be prepared and published by data providers and will be used when evaluating the performance of this Fund. The IA sector most closely reflects the combination of assets in the Fund.

Class of Shares	A Accumulation Shares W Accumulation Shares W Accumulation hedged Shares
Currency of Denomination	Pounds Sterling
Minimum Initial Investment	£1,000 (or £50 per month under regular savings plan)
Minimum Subsequent Investment	£250
Minimum Withdrawal	None, provided minimum holding remains
Minimum Holding	£1,000 (except for regular savings plans – no minimum holding)
ACD's Preliminary Charge	None*
Investment Management Charge	1.5% per annum – A Shares 0.75% per annum – W Shares
ACD's Service Charge	0.05% per annum
ACD's Registrar Charge	0.10% per annum
Annual Accounting Date	The last day of February
Half-yearly Accounting Date	31 August
Annual Income Allocation Date	30 April

Interim Income Allocation Date	None
Grouping Periods for Income Equalisation	Annual accounting periods
Annual Report published by	30 June
Interim Report published by	31 October

Performance of the Fund

Annual total return (full calendar years) 2010 to 2019

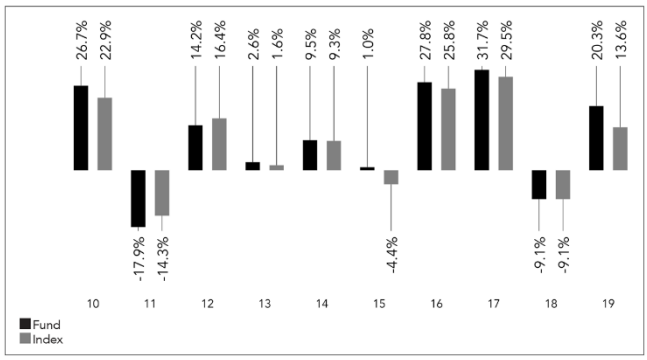

Average annual return to 31.12.19 (3Y, 5Y, 10Y)

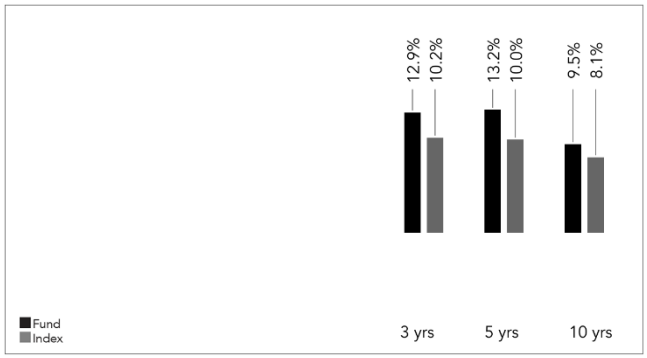

Notes

(1) Basis of calculation: NAV to NAV with income reinvested to 31 December 2019, net of tax and annual charges but excluding preliminary charges. More recent past performance information is available from the ACD on request.

(2) Potential investors are warned that past performance should not be seen as an indication of future performance and cannot in any way provide a guarantee of future returns. The value of investments and income from them can go down as well as up, and investors may not get back the original amount invested.

(3) *Certain historic savings plan arrangements may still levy an ACD's preliminary charge, depending on the terms applicable to those arrangements.

(4) W Accumulation hedged Shares aim to hedge the underlying currency effects at an individual security level to reduce currency risk. A separate Currency Hedging Charge may be applied by the ACD for its services in conducting currency hedging transactions in relation to this Share Class. The Currency Hedging Charge applies using the below tiered fee structure in relation to the NAV of the Share Class:

Share Class TNA	FX Hedging Charge
Up to £35 million	0.03%
Excess above £35 million	0.001%

The Currency Hedging Charge accrues and is payable on the same basis as the Annual Charges. The costs and expenses associated with the hedging transactions in respect of the Hedged Share Class and any benefits of the hedging transactions will accrue to Shareholders in that Hedged Share Class only. For further details see under Shares – Currency Hedged Share Classes. The Fund employs the commitment approach to measure its global exposure.

(5) The Fund employs the commitment approach to measure its global exposure.

Fidelity Asia Pacific Opportunities Fund

Investment Objective

The Fund aims to increase the value of your investment over a period of 5 years or more.

Investment Policy

The Fund will invest at least 70% in equities (and their related securities) of companies domiciled, incorporated or having significant business in the Asia Pacific (excluding Japan) region and those which are listed in the region and aims to hold a concentrated portfolio of 25-35 securities. The Investment Manager is not restricted in terms of size, industry, or geographical split which could include investment in countries considered as emerging markets as determined by the Investment Manager at its sole discretion.

The Fund is actively managed. The Investment Manager identifies suitable opportunities for the Fund utilising in-house research and investment capabilities.

The Investment Manager will, when selecting investments for the Fund and for the purposes of monitoring risk, consider the MSCI All Country Asia Pacific ex Japan Index. However, the Investment Manager has a wide degree of freedom relative to the index and may take larger, or smaller, positions in companies, and/or may invest outside the index, to take advantage of investment opportunities. This means the Fund's investments and therefore performance may vary significantly from the index.

The Fund may also invest in other transferable securities, collective investment schemes, money market instruments, cash and deposits and is also able to use derivatives for efficient portfolio management.

Performance Benchmark

The Fund's performance can be compared to the MSCI All Country Asia Pacific ex Japan (Net Total Return) Index as the index constituents are representative of the type of companies the Fund invests in.

Many funds sold in the UK are grouped into sectors by the Investment Association (the trade body that represents UK Investment Managers), to facilitate comparison between funds with broadly similar characteristics. This Fund is classified in the IA Asia Pacific excluding Japan sector. Performance data on funds within this sector may be prepared and published by data providers and will be used when evaluating the performance of this Fund. The IA sector most closely reflects the combination of assets in the Fund.

Classes of Shares	R Accumulation Shares *(available from 27 May 2020)* W Accumulation Shares
Currency of Denomination	Pounds Sterling
Minimum Initial Investment	£1,000 (or £50 per month under regular saving plan) – W Shares £100,000,000 – R Shares
Minimum Subsequent Investment	£250 – W Shares £100,000 – R Shares
Minimum Withdrawal	None, provided minimum holding remains – W Shares £100,000 – R Shares
Minimum Holding	£1,000 (except for regular savings plans – no minimum holding) – W Shares £100,000,000 – R Shares
ACD's Preliminary Charge	None*
Investment Management Charge	0.75% per annum – R, W Shares
ACD's Service Charge	0.05% per annum – W Shares None (see Notes) – R Shares
ACD's Registrar Charge	0.10% per annum – W Shares None – R Shares
Annual Accounting Date	The last day of February

Half-Yearly Accounting Date	31 August
Interim Accounting Dates	31 May and 30 November
Annual Income Allocation Date	30 April
Interim Income Allocation Dates	N/A
Grouping Periods for Income Equalisation	Annual accounting periods
Annual Report published by	30 June
Interim Report published by	31 October

Performance of the Fund

Annual total return (full calendar years) 2015 to 2019

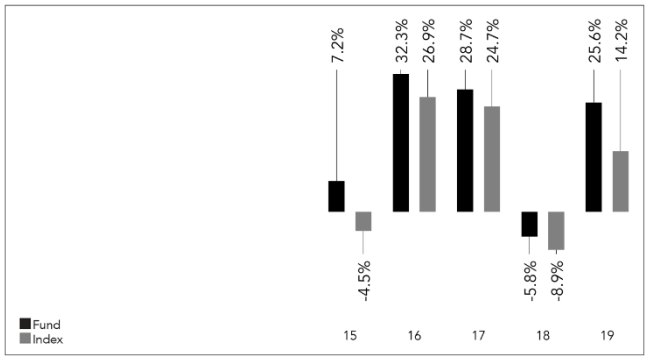

Average annual return to 31.12.19 (3Y)

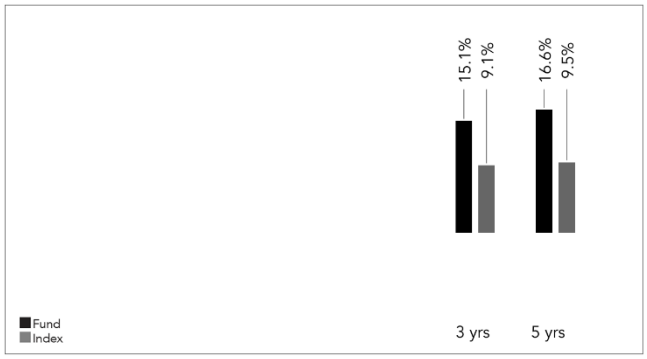

Notes

(1) Past performance information is not available before 2015.

(2) Basis of calculation: NAV to NAV with income reinvested to 31 December 2019, net of tax and annual charges but excluding preliminary charges. More recent past performance information is available from the ACD on request.

(3) Potential investors are warned that past performance should not be seen as an indication of future performance and cannot in any way provide a guarantee of future returns. The value of investments and income from them can go down as well as up, and investors may not get back the original amount invested.

(4) *Certain historic savings plan arrangements may still levy an ACD's preliminary charge, depending on the terms applicable to those arrangements.

(5) The Fund employs the commitment approach to measure its global exposure.

(6) R Accumulation Shares – An ACD's Service Charge of 0.05% per annum is included within the Investment Management Charge.

Fidelity Asian Dividend Fund

Investment Objective

The Fund aims to deliver an income and to increase the value of your investment over a period of 5 years or more.

Investment Policy

The Fund will invest at least 70% in equities (and their related securities) of companies domiciled, incorporated or having significant business in the Asia Pacific (excluding Japan) region and those which are listed in the region and aims to hold a concentrated portfolio of 30-50 securities.

The Investment Manager will choose investments which it believes offer attractive dividend yields in addition to capital growth. It is not restricted in terms of size, industry or geographical split which could include investment in countries considered as emerging markets as determined by the Investment Manager at its sole discretion. The Fund is actively managed without reference to a benchmark.

The Fund may also invest in other transferable securities, collective investment schemes, money market instruments, cash and deposits and is also able to use derivatives for efficient portfolio management.

The Variable Share Class (WVMF) measures its performance relative to the index for the purposes of the Investment Management Charge calculation. The performance index does not influence investment decisions materially.

Performance Benchmark

The Fund's performance can be compared to the MSCI All Country Asia Pacific ex Japan High Dividend Yield (Net Total Return) Index as the index constituents are representative of the type of companies the Fund invests in.

Many funds sold in the UK are grouped into sectors by the Investment Association (the trade body that represents UK Investment Managers), to facilitate comparison between funds with broadly similar characteristics. This Fund is classified in the IA Asia Pacific excluding Japan sector. Performance data on funds within this sector may be prepared and published by data providers and will be used when evaluating the performance of this Fund. The IA sector most closely reflects the combination of assets in the Fund. The Fund's performance can also be compared to the MSCI AC Asia ex Japan Index as the index constituents are representative of the type of companies the Fund invests in.

Classes of Shares	A Accumulation Shares A Income Shares W Accumulation Shares W-VMF Income Shares W Income Shares
Currency of Denomination	Pounds Sterling
Minimum Initial Investment	£1,000 (or £50 per month under regular saving plan)
Minimum Subsequent Investment	£250
Minimum Withdrawal	None, provided minimum holding remains
Minimum Holding	£1,000 (except for regular savings plans – no minimum holding)
ACD's Preliminary Charge	None*
Investment Management Charge	1.5% per annum – A Shares 0.75% per annum – W Shares W-VMF Income Shares – variable fee around a base fee of 0.65% per annum – see Notes below for further detail.
ACD's Service Charge	0.05% per annum
ACD's Registrar Charge	0.10% per annum
Annual Accounting Date	The last day of February

Half-Yearly Accounting Date	31 August
Interim Accounting Dates	31 May and 30 November
Annual Income Allocation Date	30 April
Interim Income Allocation Dates	N/A – A Accumulation Shares, W Accumulation Shares, 31 July, 31 October and 31 January – A Income Shares, W Income Shares
Grouping Periods for Income Equalisation	Quarterly interim accounting periods
Annual Report published by	30 June
Interim Report published by	31 October

Performance of the Fund

Annual total return (full calendar years) 2014 to 2019

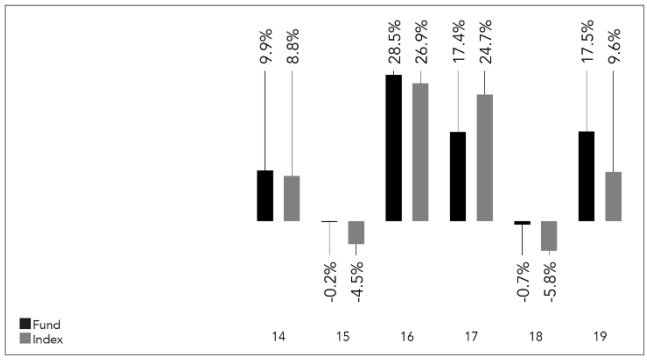

Average annual return to 31.12.19 (3Y)

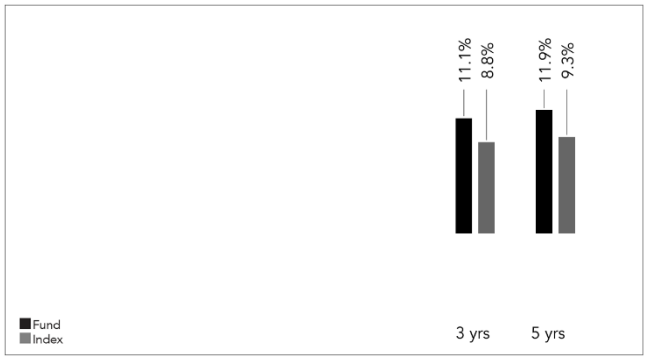

Notes

(1) Past performance information is not available before 2014.

(2) Basis of calculation: NAV to NAV with income reinvested to 31 December 2019, net of tax and annual charges but excluding preliminary charges. More recent past performance information is available from the ACD on request.

(3) Potential investors are warned that past performance should not be seen as an indication of future performance and cannot in any way provide a guarantee of future returns. The value of investments and income from them can go down as well as up, and investors may not get back the original amount invested.

(4) *Certain historic savings plan arrangements may still levy an ACD's preliminary charge, depending on the terms applicable to those arrangements.

(5) The Fund employs the commitment approach to measure its global exposure.

(6) The W-VMF Share Class operates a variable management fee – details of the methodology are in the Charges and Expenses section of the Prospectus. The specific details for this W-VMF Share Class are:

Share Class Name	Market Index	Base Fee	Variable Element	Maximum VMF	Minimum VMF
Fidelity Asian Dividend Fund W-VMF-INC	MSCI AC Asia Pacific ex Japan High Dividend Yield Index (NUK)	0.65%	Between -0.20% and 0.20%	0.85%	0.45%

(7) THIS FUND IS NOT SPONSORED, ENDORSED, SOLD OR PROMOTED BY MSCI INC. ("MSCI"), ANY OF ITS AFFILIATES, ANY OF ITS INFORMATION PROVIDERS OR ANY OTHER THIRD PARTY INVOLVED IN, OR RELATED TO, COMPILING, COMPUTING OR CREATING ANY MSCI INDEX (COLLECTIVELY, THE "MSCI PARTIES"). THE MSCI INDEXES ARE THE EXCLUSIVE PROPERTY OF MSCI. MSCI AND THE MSCI INDEX NAME ARE SERVICE MARK(S) OF MSCI OR ITS AFFILIATES AND HAVE BEEN LICENSED FOR USE FOR CERTAIN PURPOSES BY FIDELITY. NONE OF THE MSCI PARTIES MAKES ANY REPRESENTATION OR WARRANTY, EXPRESS OR IMPLIED, TO THE ISSUER OR OWNERS OF THIS FUND OR ANY OTHER PERSON OR ENTITY REGARDING THE ADVISABILITY OF INVESTING IN FUNDS GENERALLY OR IN THIS FUND PARTICULARLY OR THE ABILITY OF ANY MSCI INDEX TO TRACK CORRESPONDING STOCK MARKET PERFORMANCE. MSCI OR ITS AFFILIATES ARE THE LICENSORS OF CERTAIN TRADEMARKS, SERVICE MARKS, AND TRADE NAMES AND OF THE MSCI INDEXES WHICH ARE DETERMINED, COMPOSED AND CALCULATED BY MSCI WITHOUT REGARD TO THIS FUND OR THE ISSUER AND OWNERS OF THIS FUND OR ANY OTHER PERSON OR ENTITY. NONE OF THE MSCI PARTIES HAS ANY OBLIGATION TO TAKE THE NEEDS OF THE ISSUER OR OWNERS OF THIS FUND OR ANY OTHER PERSON OR ENTITY INTO CONSIDERATION IN DETERMINING, COMPOSING, OR CALCULATING THE MSCI INDEXES. NONE OF THE MSCI PARTIES IS RESPONSIBLE FOR OR HAS PARTICIPATED IN THE DETERMINATION OF THE TIMING OF, PRICES AT, OR QUANTITIES OF THIS FUND TO BE ISSUED OR IN THE DETERMINATION OR CALCULATION OF THE EQUATION BY OR THE CONSIDERATION INTO WHICH THIS FUND IS REDEEMABLE. FURTHER, NONE OF THE MSCI PARTIES HAS ANY OBLIGATION OR LIABILITY TO THE ISSUER OR OWNERS OF THIS FUND OR ANY OTHER PERSON OR ENTITY IN CONNECTION WITH THE ADMINISTRATION, MARKETING OR OFFERING OF THIS FUND.

ALTHOUGH MSCI SHALL OBTAIN INFORMATION FOR INCLUSION IN OR FOR USE IN THE CALCULATION OF THE MSCI INDEXES FROM SOURCES THAT MSCI CONSIDERS RELIABLE, NONE OF THE MSCI PARTIES WARRANTS OR GUARANTEES THE ORIGINALITY, ACCURACY AND/OR COMPLETENESS OF ANY MSCI INDEX OR ANY DATA INCLUDED THEREIN. NONE OF THE MSCI PARTIES MAKES ANY WARRANTY, EXPRESS OR IMPLIED, AS TO THE RESULTS TO BE OBTAINED BY THE ISSUER OF THIS FUND, OWNERS OF THE FUND, OR ANY OTHER PERSON OR ENTITY, FROM THE USE OF ANY MSCI INDEX OR ANY DATA INCLUDED THEREIN. NONE OF THE MSCI PARTIES SHALL HAVE ANY LIABILITYFOR ANY ERRORS, OMISSIONS OR INTERRUPTIONS OF OR IN CONNECTION WITH ANY MSCI INDEX OR ANY DATA INCLUDED THEREIN. FURTHER, NONE OF THE MSCI PARTIES MAKES ANY EXPRESS OR IMPLIED WARRANTIES OF ANY KIND, AND THE MSCI PARTIES HEREBY EXPRESSLY DISCLAIM ALL WARRANTIES OF MERCHANTABILITY AND FITNESS FOR A PARTICULAR PURPOSE, WITH RESPECT TO EACH MSCI INDEX AND ANY DATA INCLUDED THEREIN. WITHOUT LIMITING ANY OF THE FOREGOING, IN NO EVENT SHALL ANY OF THE MSCI PARTIES HAVE ANY LIABILITY FOR ANY DIRECT, INDIRECT, SPECIAL, PUNITIVE, CONSEQUENTIAL OR ANY OTHER DAMAGES (INCLUDING LOST PROFITS) EVEN IF NOTIFIED OF THE POSSIBILITY OF SUCH DAMAGES.

(8) Further information on the Index including its composition can be found at www.msci.com/products/indices/country_and_regional/dm/.

(9) The Index is provided by an administrator included in the ESMA Benchmark Register.

Fidelity Cash Fund

Investment Objective

The Fund aims to maintain the value of your investment and pay you an income.

Investment Policy

The Fund will invest at least 70% in a diversified range of sterling denominated money market instruments, other short-term investments and transferable securities. The Fund is actively managed without reference to a benchmark.

The Fund may also invest in, but is not limited to, certificates of deposit, commercial paper, medium-term notes, floating rate notes and treasury bills. The Fund will not hold derivative positions.

Performance Benchmark

The Fund's performance can be compared to the SONIA Index as the index serves as a guide for market deposit rates.

Many funds sold in the UK are grouped into sectors by the Investment Association (the trade body that represents UK Investment Managers), to facilitate comparison between funds with broadly similar characteristics. This Fund is classified in the IA Short Term Money Market sector. Performance data on funds within this sector may be prepared and published by data providers and will be used when evaluating the performance of this Fund. The IA sector most closely reflects the combination of assets in the Fund.

Classes of Shares	W Accumulation W Income Shares
Currency of Denomination	Pounds Sterling
Minimum Initial Investment	£1,000 (or £50 per month under regular saving plan)
Minimum Subsequent Investment	£250
Minimum Withdrawal	None, provided minimum holding remains
Minimum Holding	£1,000 (except for regular savings plans – no minimum holding)
ACD's Preliminary Charge	None
Investment Management Charge	0.15% per annum
ACD's Service Charge	None
ACD's Registrar Charge	None
Annual Accounting Date	The last day of February
Half-Yearly Accounting Date	31 August
Interim Accounting Dates	Monthly – Income Shares
Annual Income Allocation Date	30 April
Interim Income Allocation Dates	Last day of each month (two months after the relevant Interim Accounting Date) Income Shares
Grouping Periods for Income Equalisation	Monthly interim accounting periods
Annual Report published by	30 June
Interim Report published by	31 October

Performance of the Fund

Annual total return (full calendar years) 2017 to 2019

Average annual return to 31.12.19 (3Y)

Notes

(1) Past performance information is not available before 2017.

(2) Basis of calculation: NAV to NAV with income reinvested to 31 December 2019, net of tax and annual charges but excluding preliminary charges. More recent past performance information is available from the ACD on request.

(3) Potential investors are warned that past performance should not be seen as an indication of future performance and cannot in any way provide a guarantee of future returns. The value of investments and income from them can go down as well as up, and investors may not get back the original amount invested.

(4) The Fund employs the commitment approach to measure its global exposure.

(5) The Fund is classified as a short-term variable net asset value money market fund (VNAV MMF) under EU Regulation 2017/1131 (the Money Market Funds Regulation (MMFR)). It is a qualifying money market fund under the FCA Rules. Its investment objectives and investment policies meet the above conditions for such a fund and are set out in more detail in Appendix 2.

Fidelity China Consumer Fund

Investment Objective

The Fund aims to increase the value of your investment over a period of 5 years or more.

Investment Policy

The Fund will invest at least 70% in equities (and their related securities) of companies domiciled, incorporated or having significant business in the Greater China region and those which are listed in the region related to the development, manufacture or sale of goods or services to Chinese consumers and aims to hold a concentrated portfolio of 30-50 securities. The Investment Manager is not restricted in terms of size or geographical split which could include investment in countries considered as emerging markets as determined by the Investment Manager at its sole discretion.

The Fund is actively managed. The Investment Manager identifies suitable opportunities for the Fund utilising in-house research and investment capabilities.

The Investment Manager will, when selecting investments for the Fund and for the purposes of monitoring risk, consider a custom Greater China benchmark, designed and maintained by MSCI, that excludes industries including energy, heavy industrials, materials and banks. This is to ensure the Investment Manager selects at least 70% stocks related to the China consumer theme. However, the Investment Manager has a wide degree of freedom relative to the index and may take larger, or smaller, positions in companies, and/or may invest outside the index, to take advantage of investment opportunities. This means the Fund's investments and therefore performance may vary significantly from the index.

The Fund may also invest in other transferable securities, collective investment schemes, money market instruments, cash and deposits and is also able to use derivatives for efficient portfolio management.

Performance Benchmark

The Fund's performance can be compared to the the MSCI China (Net Total Return) Index as the index constituents are representative of the type of companies the Fund invests in. This will demonstrate the returns derived by both the underlying China consumer theme and the Investment Manager's stock selection versus the broader China market.

Many funds sold in the UK are grouped into sectors by the Investment Association (the trade body that represents UK Investment Managers), to facilitate comparison between funds with broadly similar characteristics. This Fund is classified in the IA China/Greater China sector. Performance data on funds within this sector may be prepared and published by data providers and will be used when evaluating the performance of this Fund. The IA sector most closely reflects the combination of assets in the Fund. The Fund's performance can also be compared to the MSCI Golden Dragon Custom Consumer Cap 5% (Net Total Return) Index as the index constituents are representative of the type of companies the Fund invests in.

Classes of Shares	A Accumulation Shares R Accumulation Shares *(available from 27 May 2020)* W Accumulation Shares
Currency of Denomination	Pounds Sterling
Minimum Initial Investment	£1,000 (or £50 per month under regular savings plan) – A, W Shares £100,000,000 – R Shares
Minimum Subsequent Investment	£250 – A, W Shares £100,000 – R Shares
Minimum Withdrawal	None, provided minimum holding remains – A, W Shares £100,000 – R Shares
Minimum Holding	£1,000 (except for regular savings plans – no minimum holding) – A, W Shares £100,000,000 – R Shares

ACD's Preliminary Charge	None*
Investment Management Charge	1.5% per annum – A Shares 0.75% per annum – R, W Shares
ACD's Service Charge	0.05% per annum – A, W Shares None (see Notes) – R Shares
ACD's Registrar Charge	0.10% per annum – A, W Shares None – R Shares
Annual Accounting Date	The last day of February
Half-yearly Accounting Date	31 August
Annual Income Allocation Date	30 April
Interim Income Allocation Date	None
Grouping Periods for Income Equalisation	Annual accounting periods
Annual Report published by	30 June
Interim Report published by	31 October

Performance of the Fund

Annual total return (full calendar years) 2012 to 2019

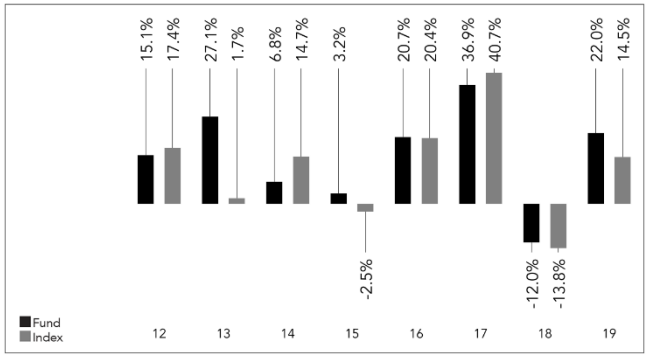

Average annual return to 31.12.19 (3Y, 5Y)

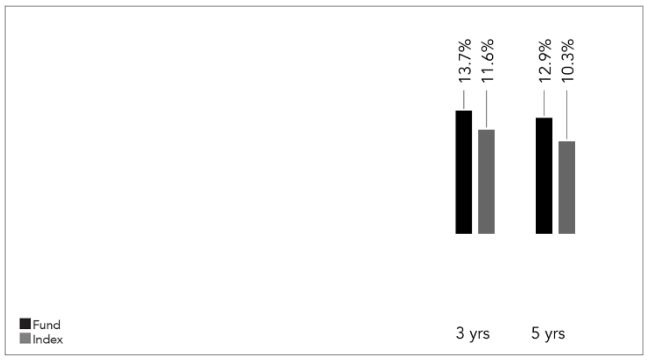

Notes

(1) Past performance information is not available before 2012.

(2) Basis of calculation: NAV to NAV with income reinvested to 31 December 2019, net of tax and annual charges but excluding preliminary charges. More recent past performance information is available from the ACD on request.

(3) Potential investors are warned that past performance should not be seen as an indication of future performance and cannot in any way provide a guarantee of future returns. The value of investments and income from them can go down as well as up, and investors may not get back the original amount invested.

(4) *Certain historic savings plan arrangements may still levy an ACD's preliminary charge, depending on the terms applicable to those arrangements.

(5) The Fund employs the commitment approach to measure its global exposure.

(6) R Accumulation Shares – An ACD's Service Charge of 0.05% per annum is included within the Investment Management Charge.

Fidelity Emerging Asia Fund

Investment Objective and Policy

The Fund aims to increase the value of your investment over a period of 5 years or more.

Investment Policy

The Fund will invest at least 80% in equities (and their related securities) of companies domiciled, incorporated or having significant business in less developed countries in Asia*and those which are listed in the region.

The Fund is actively managed. The Investment Manager identifies suitable opportunities for the Fund utilising in-house research and investment capabilities.

The Investment Manager will, when selecting investments for the Fund and for the purposes of monitoring risk, consider the MSCI Emerging Markets Asia Index. However, the Investment Manager has a wide degree of freedom relative to the index and may take larger, or smaller, positions in companies, and/or may invest outside the index, to take advantage of investment opportunities. This means the Fund's investments and therefore performance may vary significantly from the index.

The Fund may also invest in other transferable securities, collective investment schemes, money market instruments, cash and deposits and is also able to use derivatives for efficient portfolio management and investment purposes.

*as determined by the MSCI Emerging Markets Asia Index.

Performance Benchmark

The Fund's performance can be compared to the MSCI Emerging Markets Asia (Net Total Return) Index as the index constituents are representative of the type of companies the Fund invests in.

Many funds sold in the UK are grouped into sectors by the Investment Association (the trade body that represents UK Investment Managers), to facilitate comparison between funds with broadly similar characteristics. This Fund is classified in the IA Asia Pacific excluding Japan sector. Performance data on funds within this sector may be prepared and published by data providers and will be used when evaluating the performance of this Fund. The IA sector most closely reflects the combination of assets in the Fund.

Classes of Shares	A Accumulation Shares W Accumulation Shares
Currency of Denomination	Pounds Sterling
Minimum Initial Investment	£1,000 (or £50 per month under regular savings plan)
Minimum Subsequent Investment	£250
Minimum Withdrawal	None, provided minimum holding remains
Minimum Holding	£1,000 (except for regular savings plans – no minimum holding)
ACD's Preliminary Charge	None*
Investment Management Charge	1.5% per annum – A Shares 0.75% per annum – W Shares
ACD's Service Charge	0.05% per annum
ACD's Registrar Charge	0.10% per annum
Annual Accounting Date	The last day of February
Half-yearly Accounting Date	31 August
Annual Income Allocation Date	30 April
Interim Income Allocation Date	None
Grouping Periods for Income Equalisation	Annual accounting periods
Annual Report published by	30 June
Interim Report published by	31 October

Performance of the Fund

Annual total return (full calendar years) 2012 to 2019

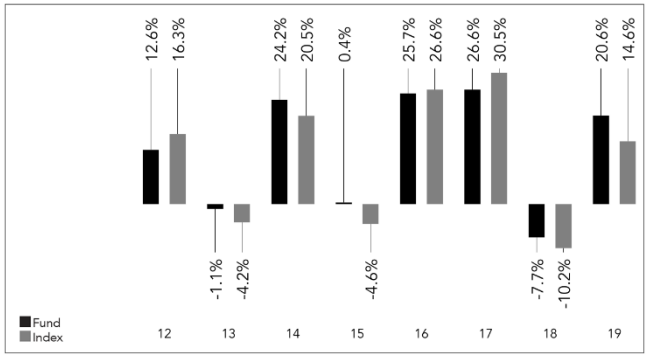

Average annual return to 31.12.19 (3Y, 5Y)

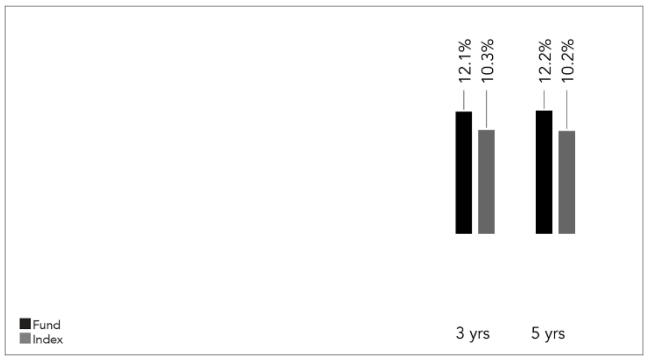

Notes

(1) Past performance information is not available before 2012.

(2) Basis of calculation: NAV to NAV with income reinvested to 31 December 2019, net of tax and annual charges but excluding preliminary charges. More recent past performance information is available from the ACD on request.

(3) Potential investors are warned that past performance should not be seen as an indication of future performance and cannot in any way provide a guarantee of future returns. The value of investments and income from them can go down as well as up, and investors may not get back the original amount invested.

(4) *Certain historic savings plan arrangements may still levy an ACD's preliminary charge, depending on the terms applicable to those arrangements.

(5) The Fund employs the commitment approach to measure its global exposure.

Fidelity Emerging Europe, Middle East and Africa Fund

Investment Objective

The Fund aims to increase the value of your investment over a period of 5 years or more.

Investment Policy

The Fund will invest at least 70% in equities (and their related securities) of companies having their head office or exercising a predominant part of their activity in less developed countries of Central, Eastern and Southern Europe (including Russia), Middle East and Africa including those that are considered as emerging markets according to the MSCI Emerging Markets Europe, Middle East and Africa Index.

The Fund is actively managed. The Investment Manager identifies suitable opportunities for the Fund utilising in-house research and investment capabilities.

The Investment Manager will, when selecting investments for the Fund and for the purposes of monitoring risk, consider the MSCI Emerging Markets Europe, Middle East and Africa capped 5% Index. However, the Investment Manager has a wide degree of freedom relative to the index and may take larger, or smaller, positions in companies, and/or may invest outside the index, to take advantage of investment opportunities. This means the Fund's investments and therefore performance may vary significantly from the index.

The Fund may also invest in other transferable securities, collective investment schemes, money market instruments, cash and deposits and is also able to use derivatives for efficient portfolio management and investment purposes.

Performance Benchmark

The Fund's performance can be compared to the MSCI Emerging Markets Europe, Middle East and Africa capped 5% (Net Total Return) Index as the index constituents are representative of the type of companies the Fund invests in.

Many funds sold in the UK are grouped into sectors by the Investment Association (the trade body that represents UK Investment Managers), to facilitate comparison between funds with broadly similar characteristics. This Fund is classified in the IA Specialist sector. Performance data on funds within this sector may be prepared and published by data providers and will be used when evaluating the performance of this Fund. The IA sector most closely reflects the combination of assets in the Fund.

Classes of Shares	A Accumulation Shares W Accumulation Shares
Currency of Denomination	Pounds Sterling
Minimum Initial Investment	£1,000 (or £50 per month under regular savings plan)
Minimum Subsequent Investment	£250
Minimum Withdrawal	None, provided minimum holding remains
Minimum Holding	£1,000 (except for regular savings plans – no minimum holding)
ACD's Preliminary Charge	None*
Investment Management Charge	1.5% per annum – A Shares 0.75% per annum – W Shares
ACD's Service Charge	0.05% per annum
ACD's Registrar Charge	0.10% per annum
Annual Accounting Date	The last day of February
Half-yearly Accounting Date	31 August
Annual Income Allocation Date	30 April
Interim Income Allocation Date	None
Grouping Periods for Income Equalisation	Annual accounting periods
Annual Report published by	30 June
Interim Report published by	31 October

Performance of the Fund

Annual total return (full calendar year) 2010 to 2019

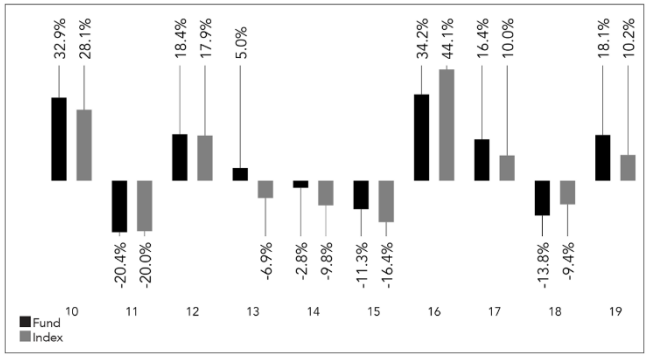

Average annual return to 31.12.19 (3Y, 5Y, 10Y)

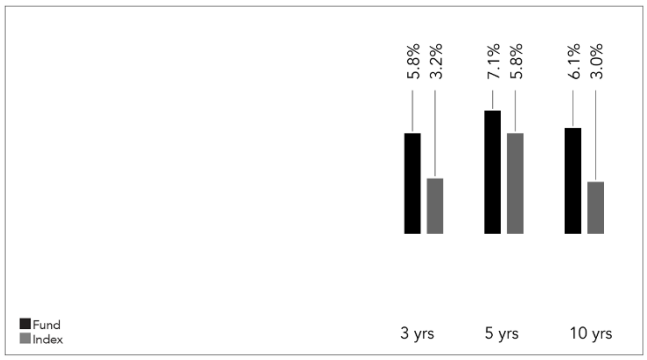

Notes

(1) Past performance information is not available before 2009.

(2) Basis of calculation: NAV to NAV with income reinvested to 31 December 2019, net of tax and annual charges but excluding preliminary charges. More recent past performance information is available from the ACD on request.

(3) Potential investors are warned that past performance should not be seen as an indication of future performance and cannot in any way provide a guarantee of future returns. The value of investments and income from them can go down as well as up, and investors may not get back the original amount invested.

(4) *Certain historic savings plan arrangements may still levy an ACD's preliminary charge, depending on the terms applicable to those arrangements.

(5) The Fund employs the commitment approach to measure its global exposure.

Fidelity Enhanced Income Fund

Investment Objective

The Fund aims to deliver an income that is at least 50% more than the income produced by the companies included in the FTSE All Share (Gross Total Return) Index. The Fund also has the potential to increase the value of your investment.

Investment Policy

The Fund will invest at least 50% in equities (and their related securities) of companies domiciled, incorporated or having significant business in the UK and those which are listed in the UK. It is not restricted in terms of size or industry. Derivatives, including covered call options, will be used for investment purposes in order to further enhance the income generated by the underlying investments. The Fund is actively managed without reference to a benchmark.

The Fund may also invest in other transferable securities, collective investment schemes, money market instruments, cash and deposits and is also able to use derivatives for efficient portfolio management.

Performance Benchmark

The Fund's performance can be compared to the FTSE All Share (Gross Total Return) Index as the index constituents are representative of the type of companies the Fund invests in.

Many funds sold in the UK are grouped into sectors by the Investment Association (the trade body that represents UK Investment Managers), to facilitate comparison between funds with broadly similar characteristics. This Fund is classified in the IA UK Equity Income sector. Performance data on funds within this sector may be prepared and published by data providers and will be used when evaluating the performance of this Fund. The IA sector most closely reflects the combination of assets in the Fund.

Classes of Shares	A Accumulation Shares A Income Shares W Accumulation Shares W Income Shares W Income (monthly) Shares
Currency of Denomination	Pounds Sterling
Minimum Initial Investment	£1,000 (or £50 per month under regular savings plan)
Minimum Subsequent Investment	£250
Minimum Withdrawal	None, provided minimum holding remains
Minimum Holding	£1,000 (except for regular savings plans – no minimum holding)
ACD's Preliminary Charge	None*
Investment Management Charge	1.5% per annum – A Shares 0.75% per annum – W Shares
ACD's Service Charge	0.05% per annum
ACD's Registrar Charge	0.10% per annum
Annual Accounting Date	The last day of February
Half-yearly Accounting Date	31 August
Interim Accounting Dates	A Income Shares, W Income Shares: 31 May, 30 November W Income (monthly) Shares: The last day of each month
Annual Income Allocation Date	30 April

Interim Income Allocation Dates	A Income Shares, W Income Shares: 31 July, 31 October, 31 January W Income (monthly) Shares: The last day of the month, two months after the relevant Interim Accounting Date
Grouping Periods for Income Equalisation	A Income Shares, W Income Shares: Quarterly interim accounting periods W Income (monthly) Shares: Monthly interim accounting periods Accumulation Shares – Annual accounting periods
Annual Report published by	30 June
Interim Report published by	31 October

Performance of the Fund

Annual total return (full calendar year) 2010 to 2019

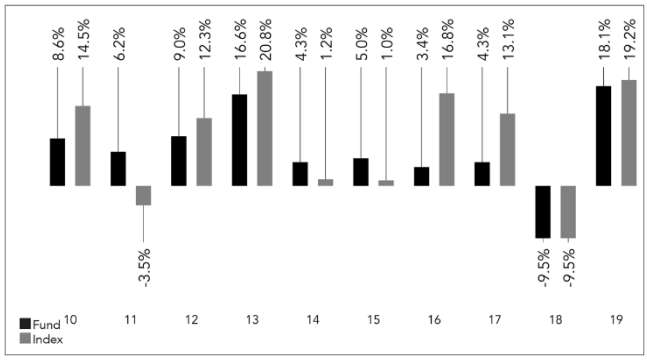

Average annual return to 31.12.19 (3Y, 5Y, 10Y)

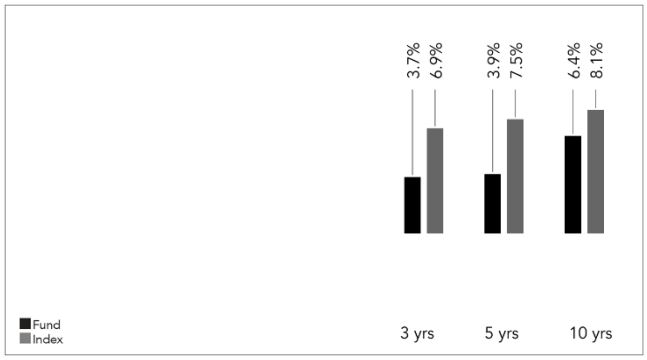

Notes

(1) Past performance information is not available before 2010.

(2) Basis of calculation: NAV to NAV with income reinvested to 31 December 2019, net of tax and annual charges but excluding preliminary charges. More recent past performance information is available from the ACD on request.

(3) Potential investors are warned that past performance should not be seen as an indication of future performance and cannot in any way provide a guarantee of future returns. The value of investments and income from them can go down as well as up, and investors may not get back the original amount invested.

(4) *Certain historic savings plan arrangements may still levy an ACD's preliminary charge, depending on the terms applicable to those arrangements.

(5) The Fund employs the commitment approach to measure its global exposure.

Fidelity European Fund

Investment Objective

The Fund aims to increase the value of your investment over a period of 5 years or more and provide a growing level of income.

Investment Policy

The Fund will invest at least 80% in equities (and their related securities) of companies domiciled, incorporated or having significant business in continental Europe and those which are listed in the region.

The Fund is actively managed. The Investment Manager identifies suitable opportunities for the Fund utilising in-house research and investment capabilities.

The Investment Manager will, when selecting investments for the Fund and for the purposes of monitoring risk, consider the MSCI Europe ex UK Index. However, the Investment Manager has a wide degree of freedom relative to the index and may take larger, or smaller, positions in companies, and/or may invest outside the index, to take advantage of investment opportunities. This means the Fund's investments and therefore performance may vary significantly from the index.

The Fund may also invest into other transferable securities, collective investment schemes, money market instruments, cash and deposits and is also able to use derivatives for efficient portfolio management.

The Variable Share Class (W-VMF) measures its performance relative to the index for the purposes of the Investment Management Charge calculation. The performance index does not influence investment decisions materially.

Performance Benchmark

The Fund's performance can be compared to the MSCI Europe ex UK (Net Total Return) Index as the index constituents are representative of the type of companies the Fund invests in.

Many funds sold in the UK are grouped into sectors by the Investment Association (the trade body that represents UK Investment Managers), to facilitate comparison between funds with broadly similar characteristics. This Fund is classified in the IA Europe excluding UK sector. Performance data on funds within this sector may be prepared and published by data providers and will be used when evaluating the performance of this Fund. The IA sector most closely reflects the combination of assets in the Fund.

Classes of Shares	A Accumulation Shares A Income Shares I Income Shares W Accumulation Shares W Income Shares W-VMF Accumulation Shares
Currency of Denomination	Pounds Sterling
Minimum Initial Investment	£1,000 (or £50 per month under regular savings plan) – A Shares, I Shares (investors through a Fidelity distributor where platform fees are payable, only), W Shares £10,000,000 – I Shares
Minimum Subsequent Investment	£250 – A Shares, I Shares (investors through a Fidelity distributor where platform fees are payable, only), W Shares £100,000 – I Shares
Minimum Withdrawal	None, provided minimum holding remains – A Shares, I Shares (investors through a Fidelity distributor where platform fees are payable, only), W Shares £100,000 – I Shares

Minimum Holding	£1,000 (except for regular savings plans – no minimum holding) – A Shares, I Shares (investors through a Fidelity distributor where platform fees are payable, only), W Shares £100,000 – I Shares
ACD's Preliminary Charge	None*
Investment Management Charge	1.5% per annum – A Shares 0.75% per annum – I Shares, W Shares W-VMF Accumulation Shares – variable fee around a base fee of 0.65% per annum – see Notes below for further detail.
ACD's Service Charge	0.05% per annum
ACD's Registrar Charge	0.10% per annum – A Shares, W Shares, W-VMF Shares None – I Shares
Annual Accounting Date	The last day of February
Half-yearly Accounting Date	31 August
Annual Income Allocation Date	30 April
Interim Income Allocation Date	31 October
Grouping Periods for Income Equalisation	Annual accounting periods
Annual Report published by	30 June
Interim Report published by	31 October

Performance of the Fund

Annual total return (full calendar years) 2010 to 2019

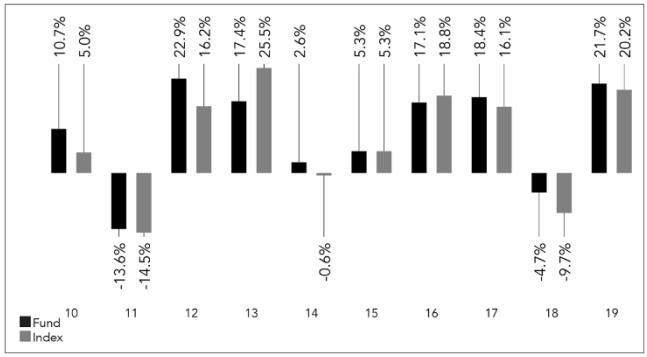

Average annual return to 31.12.19 (3Y, 5Y, 10Y)

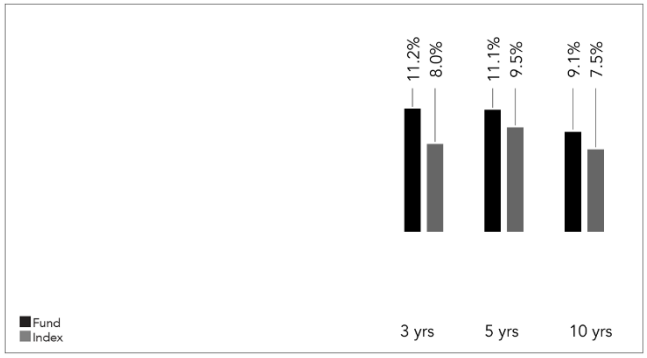

Notes

(1) Basis of calculation: NAV to NAV with income reinvested to 31 December 2019, net of tax and annual charges but excluding preliminary charges. More recent past performance information is available from the ACD on request.

(2) Potential investors are warned that past performance should not be seen as an indication of future performance and cannot in any way provide a guarantee of future returns. The value of investments and income from them can go down as well as up, and investors may not get back the original amount invested.

(3) *Certain historic savings plan arrangements may still levy an ACD's preliminary charge, depending on the terms applicable to those arrangements.

(4) The Fund employs the commitment approach to measure its global exposure.

(5) The W-VMF Share Class operates a variable management fee – details of the methodology are in the Charges and Expenses section of the Prospectus. The specific details for this W-VMF Share Class are:

Share Class Name	Market Index	Base Fee	Variable Element	Maximum VMF	Minimum VMF
Fidelity European Fund W-VMF-ACC	MSCI Europe ex UK Index (NUK)	0.65%	Between -0.20% and +0.20%	0.85%	0.45%

(6) THIS FUND IS NOT SPONSORED, ENDORSED, SOLD OR PROMOTED BY MSCI INC. ("MSCI"), ANY OF ITS AFFILIATES, ANY OF ITS INFORMATION PROVIDERS OR ANY OTHER THIRD PARTY INVOLVED IN, OR RELATED TO, COMPILING, COMPUTING OR CREATING ANY MSCI INDEX (COLLECTIVELY, THE "MSCI PARTIES"). THE MSCI INDEXES ARE THE EXCLUSIVE PROPERTY OF MSCI. MSCI AND THE MSCI INDEX NAME ARE SERVICE MARK(S) OF MSCI OR ITS AFFILIATES AND HAVE BEEN LICENSED FOR USE FOR CERTAIN PURPOSES BY FIDELITY. NONE OF THE MSCI PARTIES MAKES ANY REPRESENTATION OR WARRANTY, EXPRESS OR IMPLIED, TO THE ISSUER OR OWNERS OF THIS FUND OR ANY OTHER PERSON OR ENTITY REGARDING THE ADVISABILITY OF INVESTING IN FUNDS GENERALLY OR IN THIS FUND PARTICULARLY OR THE ABILITY OF ANY MSCI INDEX TO TRACK

CORRESPONDING STOCK MARKET PERFORMANCE. MSCI OR ITS AFFILIATES ARE THE LICENSORS OF CERTAIN TRADEMARKS, SERVICE MARKS, AND TRADE NAMES AND OF THE MSCI INDEXES WHICH ARE DETERMINED, COMPOSED AND CALCULATED BY MSCI WITHOUT REGARD TO THIS FUND OR THE ISSUER AND OWNERS OF THIS FUND OR ANY OTHER PERSON OR ENTITY. NONE OF THE MSCI PARTIES HAS ANY OBLIGATION TO TAKE THE NEEDS OF THE ISSUER OR OWNERS OF THIS FUND OR ANY OTHER PERSON OR ENTITY INTO CONSIDERATION IN DETERMINING, COMPOSING, OR CALCULATING THE MSCI INDEXES. NONE OF THE MSCI PARTIES IS RESPONSIBLE FOR OR HAS PARTICIPATED IN THE DETERMINATION OF THE TIMING OF, PRICES AT, OR QUANTITIES OF THIS FUND TO BE ISSUED OR IN THE DETERMINATION OR CALCULATION OF THE EQUATION BY OR THE CONSIDERATION INTO WHICH THIS FUND IS REDEEMABLE. FURTHER, NONE OF THE MSCI PARTIES HAS ANY OBLIGATION OR LIABILITY TO THE ISSUER OR OWNERS OF THIS FUND OR ANY OTHER PERSON OR ENTITY IN CONNECTION WITH THE ADMINISTRATION, MARKETING OR OFFERING OF THIS FUND.

ALTHOUGH MSCI SHALL OBTAIN INFORMATION FOR INCLUSION IN OR FOR USE IN THE CALCULATION OF THE MSCI INDEXES FROM SOURCES THAT MSCI CONSIDERS RELIABLE, NONE OF THE MSCI PARTIES WARRANTS OR GUARANTEES THE ORIGINALITY, ACCURACY AND/OR COMPLETENESS OF ANY MSCI INDEX OR ANY DATA INCLUDED THEREIN. NONE OF THE MSCI PARTIES MAKES ANY WARRANTY, EXPRESS OR IMPLIED, AS TO THE RESULTS TO BE OBTAINED BY THE ISSUER OF THIS FUND, OWNERS OF THE FUND, OR ANY OTHER PERSON OR ENTITY, FROM THE USE OF ANY MSCI INDEX OR ANY DATA INCLUDED THEREIN. NONE OF THE MSCI PARTIES SHALL HAVE ANY LIABILITYFOR ANY ERRORS, OMISSIONS OR INTERRUPTIONS OF OR IN CONNECTION WITH ANY MSCI INDEX OR ANY DATA INCLUDED THEREIN. FURTHER, NONE OF THE MSCI PARTIES MAKES ANY EXPRESS OR IMPLIED WARRANTIES OF ANY KIND, AND THE MSCI PARTIES HEREBY EXPRESSLY DISCLAIM ALL WARRANTIES OF MERCHANTABILITY AND FITNESS FOR A PARTICULAR PURPOSE, WITH RESPECT TO EACH MSCI INDEX AND ANY DATA INCLUDED THEREIN. WITHOUT LIMITING ANY OF THE FOREGOING, IN NO EVENT SHALL ANY OF THE MSCI PARTIES HAVE ANY LIABILITY FOR ANY DIRECT, INDIRECT, SPECIAL, PUNITIVE, CONSEQUENTIAL OR ANY OTHER DAMAGES (INCLUDING LOST PROFITS) EVEN IF NOTIFIED OF THE POSSIBILITY OF SUCH DAMAGES.

(7) Further information on the Index including its composition can be found at www.msci.com/products/indices/country_and_regional/dm/.

(8) The Index is provided by an administrator included in the ESMA Benchmark Register.

Fidelity European Opportunities Fund

Investment Objective

The Fund aims to increase the value of your investment over a period of 5 years or more.

Investment Policy

The Fund will invest at least 70% in the shares of continental European companies (those domiciled, incorporated or having significant business in continental Europe and those which are listed in the region).The portfolio will be made up of a blend of larger, medium and smaller sized companies and aims to hold a concentrated portfolio of 30-50 securities. The Investment Manager is not restricted in the choice of company either by size or industry, or in terms of the geographical split of the portfolio, which is largely determined by the availability of investment opportunities rather than the outlook for each market. The Fund is actively managed without reference to a benchmark.

The Fund may also invest into other transferable securities, collective investment schemes, money market instruments, cash and deposits and is also able to use derivatives for efficient portfolio management.

Performance Benchmark

The Fund's performance can be compared to the FTSE World Europe Ex-UK (Net Total Return) Indexas the index constituents are representative of the type of companies the Fund invests in.

Many funds sold in the UK are grouped into sectors by the Investment Association (the trade body that represents UK Investment Managers), to facilitate comparison between funds with broadly similar characteristics. This Fund is classified in the IA Europe excluding UK sector. Performance data on funds within this sector may be prepared and published by data providers and will be used when evaluating the performance of this Fund. The IA sector most closely reflects the combination of assets in the Fund.

Classes of Shares	A Accumulation Shares W Accumulation Shares
Currency of Denomination	Pounds Sterling
Minimum Initial Investment	£1,000 (or £50 per month under regular savings plan)
Minimum Subsequent Investment	£250
Minimum Withdrawal	None, provided minimum holding remains
Minimum Holding	£1,000 (except for regular savings plans – no minimum holding)
ACD's Preliminary Charge	None*
Investment Management Charge	1.5% per annum – A Shares 0.75% per annum – W Shares
ACD's Service Charge	0.05% per annum
ACD's Registrar Charge	0.10% per annum
Annual Accounting Date	The last day of February
Half-yearly Accounting Date	31 August
Annual Income Allocation Date	30 April
Interim Income Allocation Date	None
Grouping Periods for Income Equalisation	Annual accounting periods
Annual Report published by	30 June
Interim Report published by	31 October

Performance of the Fund

Annual total return (full calendar years) 2010 to 2019

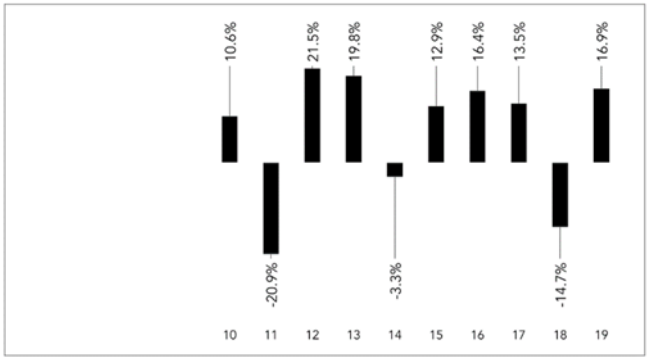

Average annual return to 31.12.19 (3Y, 5Y, 10Y)

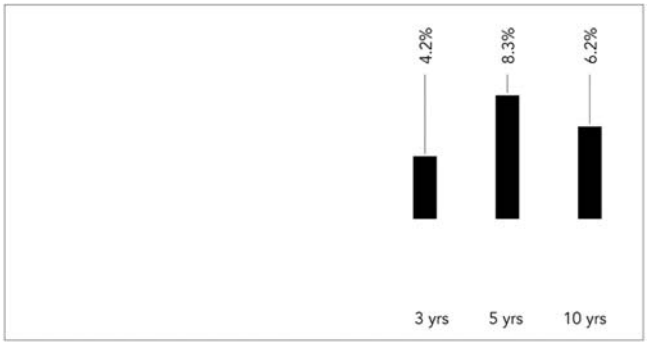

Notes

(1) Basis of calculation: NAV to NAV with income reinvested to 31 December 2019, net of tax and annual charges but excluding preliminary charges. More recent past performance information is available from the ACD on request.

(2) Potential investors are warned that past performance should not be seen as an indication of future performance and cannot in any way provide a guarantee of future returns. The value of investments and income from them can go down as well as up, and investors may not get back the original amount invested.

(3) *Certain historic savings plan arrangements may still levy an ACD's preliminary charge, depending on the terms applicable to those arrangements.

(4) The Fund employs the commitment approach to measure its global exposure.

Fidelity Extra Income Fund

Investment Objective

The Fund aims to deliver an income with the potential to increase the value of your investment.

Investment Policy

The Fund will be at least 70% exposed to sterling denominated (or hedged back to sterling) investment grade and high yield debt instruments.

The Fund is actively managed. The Investment Manager identifies suitable opportunities for the Fund utilising in-house research and investment capabilities.

The Investment Manager will, when selecting investments for the Fund and for the purposes of monitoring risk, consider the ICE Bank of America Merrill Lynch Q409 Custom Index (GBP Hedged) which is a custom blend of investment grade and high yield corporate bond indices maintained by Bank of America Merrill Lynch. However, the Investment Manager has a wide degree of freedom relative to the index and may invest in issuers, sectors, countries and security types not included in the index in order to take advantage of investment opportunities. This means the Fund's investments and therefore performance may vary significantly from the index

The Fund may also obtain exposure to transferable securities, money market instruments, collective investment schemes, cash and near cash and deposits. Derivatives may be used for efficient portfolio management and investment purposes and may include (but are not limited to) derivatives on exchange rates, interest rates, inflation and credit. The Fund may also take positions which enable it to benefit from falling asset prices.

Performance Benchmark

The Fund's performance can be compared to the ICE Bank of America Merrill Lynch Q409 Custom Index (GBP Hedged) as the index constituents best represent the characteristics the Fund is seeking to gain exposure to.

Many funds sold in the UK are grouped into sectors by the Investment Association (the trade body that represents UK Investment Managers), to facilitate comparison between funds with broadly similar characteristics. This Fund is classified in the IA Sterling Strategic bond sector. Performance data on funds within this sector may be prepared and published by data providers and will be used when evaluating the performance of this Fund. The IA sector most closely reflects the combination of assets in the Fund.

Classes of Shares	A Accumulation Shares A Income Shares W Accumulation Shares W Income Shares
Currency of Denomination	Pounds Sterling
Minimum Initial Investment	£1,000 (or £50 per month under regular savings plan)
Minimum Subsequent Investment	£250
Minimum Withdrawal	None, provided minimum holding remains
Minimum Holding	£1,000 (except for regular savings plans – no minimum holding)
ACD's Preliminary Charge	None*
Investment Management Charge	1.25% per annum – A Shares 0.60% per annum – W Shares
ACD's Service Charge	0.05% per annum
ACD's Registrar Charge	0.10% per annum
Annual Accounting Date	The last day of February
Half-yearly Accounting Date	31 August
Interim Accounting Dates	The last day of each month

Annual Income Allocation Date	30 April
Interim Income Allocation Dates	The 25th day of each month
Grouping Periods for Income Equalisation	Monthly interim accounting periods
Annual Report published by	30 June
Interim Report published by	31 October

Performance of the Fund

Annual total return (full calendar years) 2010 to 2019

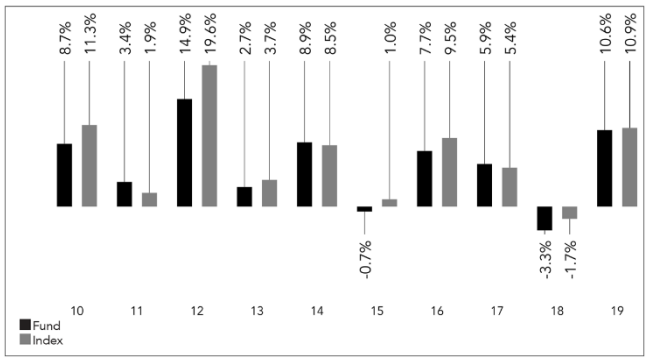

Average annual return to 31.12.19 (3Y, 5Y, 10Y)

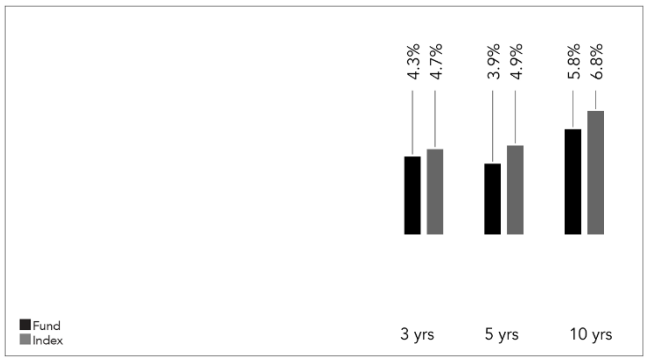

Notes

(1) Basis of calculation: NAV to NAV with income reinvested to 31 December 2019, net of tax and annual charges but excluding preliminary charges. More recent past performance information is available from the ACD on request.

(2) Potential investors are warned that past performance should not be seen as an indication of future performance and cannot in any way provide a guarantee of future returns. The value of investments and income from them can go down as well as up, and investors may not get back the original amount invested.

(3) *Certain historic savings plan arrangements may still levy an ACD's preliminary charge, depending on the terms applicable to those arrangements.

(4) The Fund employs the commitment approach to measure its global exposure.

Fidelity Global Dividend Fund

Investment Objective

The Fund aims to increase the value of your investment with low volatility versus the MSCI All Country World (Net Total Return) Index. It also seeks to deliver an income that is at least 25% more than the income produced by companies included in the index.

Investment Policy

The Fund will invest at least 70% in equities (and their related securities) of companies globally. The Investment Manager will choose investments which it believes offer attractive dividend yields in addition to price appreciation. It is not restricted in terms of size, industry, or geographical split. The Fund is actively managed without reference to a benchmark.

The Fund may also invest in other transferable securities, collective investment schemes, money market instruments, cash and deposits and is also able to use derivatives for efficient portfolio management.

Performance Benchmark

The Fund's performance can be compared to the MSCI All Country World (Net Total Return) Index as the index constituents are representative of the type of companies the Fund invests in.

Many funds sold in the UK are grouped into sectors by the Investment Association (the trade body that represents UK Investment Managers), to facilitate comparison between funds with broadly similar characteristics. This Fund is classified in the IA Global Equity Income sector. Performance data on funds within this sector may be prepared and published by data providers and will be used when evaluating the performance of this Fund. The IA sector most closely reflects the combination of assets in the Fund. The Fund's performance can also be compared to the MSCI All Country World High Dividend Yield Index as the index constituents are representative of the type of companies the Fund invests in.

Classes of Shares	A Accumulation Shares A Income Shares W Accumulation Shares W Income Shares W Income (monthly) Shares
Currency of Denomination	Pounds Sterling
Minimum Initial Investment	£1,000 (or £50 per month under regular saving plan)
Minimum Subsequent Investment	£250
Minimum Withdrawal	None, provided minimum holding remains
Minimum Holding	£1,000 (except for regular savings plans – no minimum holding)
ACD's Preliminary Charge	None*
Investment Management Charge	1.5% per annum – A Shares 0.75% per annum – W Shares
ACD's Service Charge	0.05% per annum
ACD's Registrar Charge	0.10% per annum
Annual Accounting Date	The last day of February
Half-Yearly Accounting Date	31 August
Interim Accounting Dates	A Income Shares, W Income Shares: 31 May and 30 November W Income (monthly) Shares: The last day of each month
Annual Income Allocation Date	30 April

Interim Income Allocation Dates	A Income Shares, W Income Shares: 31 July, 31 October and 31 January W Income (monthly) Shares: The last day of the month, two months after the relevant Interim Accounting Date Accumulation Shares: N/A
Grouping Periods for Income Equalisation	A Income Shares, W Income Shares: Quarterly interim accounting periods W Income (monthly) Shares: Monthly interim accounting periods Accumulation Shares – Annual accounting periods
Annual Report published by	30 June
Interim Report published by	31 October

Performance of the Fund

Annual total return (full calendar years) 2013 to 2019

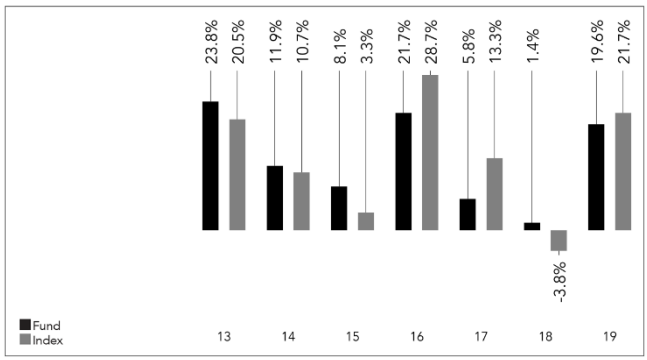

Average annual return to 31.12.19 (3Y, 5Y)

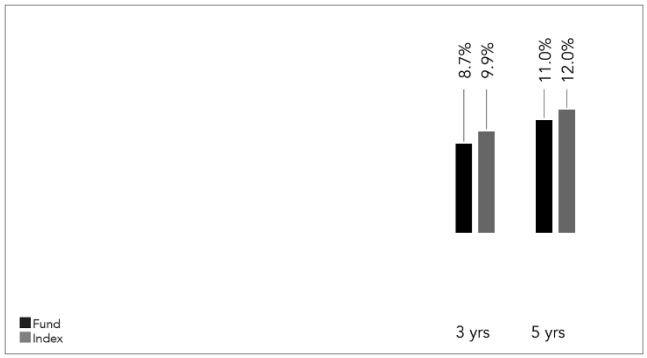

Notes

(1) Past performance information is not available before 2013.

(2) Basis of calculation: NAV to NAV with income reinvested to 31 December 2019, net of tax and annual charges but excluding preliminary charges. More recent past performance information is available from the ACD on request.

(3) Potential investors are warned that past performance should not be seen as an indication of future performance and cannot in any way provide a guarantee of future returns. The value of investments and income from them can go down as well as up, and investors may not get back the original amount invested.

(4) *Certain historic savings plan arrangements may still levy an ACD's preliminary charge, depending on the terms applicable to those arrangements.

(5) The Fund employs the commitment approach to measure its global exposure.

(6) The Index is provided by an administrator included in the ESMA Benchmark Register.

Fidelity Global Enhanced Income Fund

Investment Objective

The Fund aims to increase the value of your investment and deliver an income that is at least 50% more than the income produced by the companies included in the MSCI All Country World Index.

Investment Policy

The Fund will invest at least 50% in equities (and their related securities) of companies globally, which could include countries considered to be emerging markets as determined by the Investment Manager at its sole discretion. Derivatives, including covered call options, will be used for investment purposes in order to further enhance the income generated by the underlying investments. The Investment Manager is not restricted in terms of size, industry, or geographical split. The Fund is actively managed without reference to a benchmark.

The Fund may also invest in other transferable securities, collective investment schemes, money market instruments, cash and deposits and is also able to use derivatives for efficient portfolio management.

Performance Benchmark

The Fund's performance can be compared to the MSCI All Country World (Net Total Return) Index as the index most closely represents the constituents of the Fund.

Many funds sold in the UK are grouped into sectors by the Investment Association (the trade body that represents UK Investment Managers), to facilitate comparison between funds with broadly similar characteristics. This Fund is classified in the IA Global Equity Income sector. Performance data on funds within this sector may be prepared and published by data providers and will be used when evaluating the performance of this Fund. The IA sector most closely reflects the combination of assets in the Fund.

Classes of Shares	A Income Shares F Accumulation Shares I Income Shares W Accumulation Shares W Income Shares W Income (monthly) Shares
Currency of Denomination	Pounds Sterling
Minimum Initial Investment	£1,000 (or £50 per month under regular savings plan) – A Shares, W Shares £5,000,000 – F Shares £10,000,000 – I Shares
Minimum Subsequent Investment	£250 – A, I Shares (investors through a Fidelity distributor where platform fees are payable, only), W Shares £100,000 – F Shares £100,000 – I Shares
Minimum Withdrawal	None, provided minimum holding remains – A Shares, I Shares (investors through a Fidelity distributor where platform fees are payable, only), W Shares £100,000 – F Shares £100,000 – I Shares
Minimum Holding	£1,000 (except for regular savings plans – no minimum holding) – A Shares, I Shares (investors through a Fidelity distributor where platform fees are payable, only), W Shares £5,000,000 – F Shares £100,000 – I Shares

ACD's Preliminary Charge	7% – F Shares None* – A, I, W Shares
Investment Management Charge	1.50% – A Shares None – F Shares 0.75% per annum – I, W Shares
ACD's Service Charge	0.05% per annum
ACD's Registrar Charge	None – F, I Shares 0.10% per annum – A, W Shares
Annual Accounting Date	The last day of February
Half-yearly Accounting Date	31 August
Interim Accounting Dates	A Income Shares, I Income Shares, W Income Shares: 31 May, 30 November W Income (monthly) Shares: The last day of each month
Annual Income Allocation Date	30 April
Interim Income Allocation Dates	A Income Shares, W Income Shares: 31 July, 31 October, 31 January W Income (monthly) Shares: The last day of the month, two months after the relevant Interim Accounting Date
Grouping Periods for Income Equalisation	A Income Shares, W Income Shares: Quarterly interim accounting periods W Income (monthly) Shares: Monthly interim accounting periods. Accumulation Shares – Annual accounting periods
Annual Report published by	30 June
Interim Report published by	31 October

Performance of the Fund

Annual total return (full calendar years) 2014 to 2019

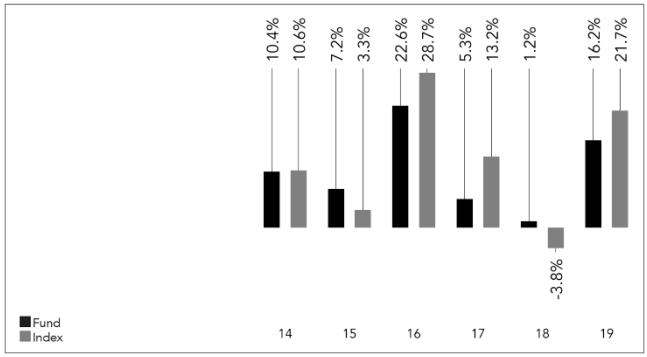

Average annual return to 31.12.19 (3Y, 5Y)

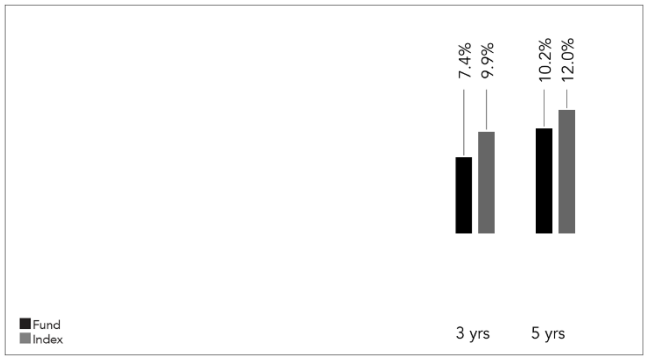

Notes

(1) Past performance information is not available before 2014.

(2) Basis of calculation: NAV to NAV with income reinvested to 31 December 2019, net of tax and annual charges but excluding preliminary charges. More recent past performance information is available from the ACD on request.

(3) Potential investors are warned that past performance should not be seen as an indication of future performance and cannot in any way provide a guarantee of future returns. The value of investments and income from them can go down as well as up, and investors may not get back the original amount invested.

(4) *Certain historic savings plan arrangements may still levy an ACD's preliminary charge, depending on the terms applicable to those arrangements.

(5) The Fund employs the commitment approach to measure its global exposure.

(6) The Index is provided by an administrator included in the ESMA Benchmark Register.

Fidelity Global Focus Fund

Investment Objective

The Fund aims to increase the value of your investment over a period of 5 years or more.

Investment Policy

The Fund will invest at least 80% in equities (and equity related securities) of companies globally which could include countries considered to be emerging markets as determined by the Investment Manager at its sole discretion. The Investment Manager aims to hold a concentrated portfolio of 40-60 stocks.

The Fund is actively managed. The Investment Manager identifies suitable opportunities for the Fund utilising in-house research and investment capabilities.

The Investment Manager will, when selecting investments for the Fund and for the purposes of monitoring risk, consider the MSCI All Country World Mid Cap Index. However, the Investment Manager has a wide degree of freedom relative to the index and may take larger, or smaller, positions in companies, and/or may invest outside the index, to take advantage of investment opportunities. This means the Fund's investments and therefore performance may vary significantly from the index.

The Fund can also invest in other transferable securities, money market instruments, cash and deposits, and is also able to use derivatives for efficient portfolio management.

Performance Benchmark

The Fund's performance can be compared to the MSCI All Country World Mid Cap (Net Total Return) Index as the index constituents are representative of the type of companies the Fund invests in.

Many funds sold in the UK are grouped into sectors by the Investment Association (the trade body that represents UK Investment Managers), to facilitate comparison between funds with broadly similar characteristics. This Fund is classified in the IA Global sector. Performance data on funds within this sector may be prepared and published by data providers and will be used when evaluating the performance of this Fund. The IA sector most closely reflects the combination of assets in the Fund.

Classes of Shares	A Accumulation Shares W Accumulation Shares
Currency of Denomination	Pounds Sterling
Minimum Initial Investment	£1,000 (or £50 per month under regular savings plan)
Minimum Subsequent Investment	£250
Minimum Withdrawal	None, provided minimum holding remains
Minimum Holding	£1,000 (except for regular savings plans – no minimum holding)
ACD's Preliminary Charge	None*
Investment Management Charge	1.5% per annum – A Shares 0.75% per annum – W Shares
ACD's Service Charge	0.05% per annum
ACD's Registrar Charge	0.10% per annum
Annual Accounting Date	The last day of February
Half-yearly Accounting Date	31 August
Annual Income Allocation Date	30 April
Interim Income Allocation Date	None
Grouping Periods for Income Equalisation	Annual accounting periods
Annual Report published by	30 June
Interim Report published by	31 October

Performance of the Fund

Annual total return (full calendar years) 2010 to 2019

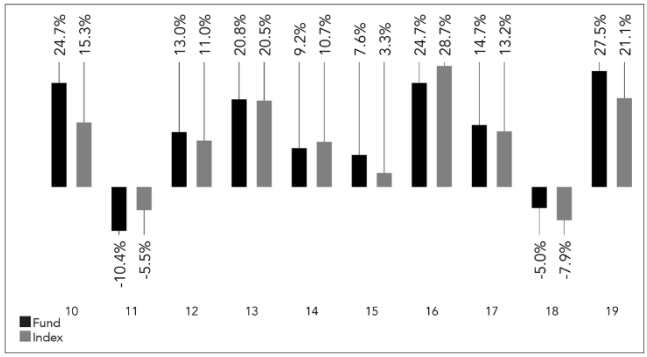

Average annual return to 31.12.19 (3Y, 5Y, 10Y)

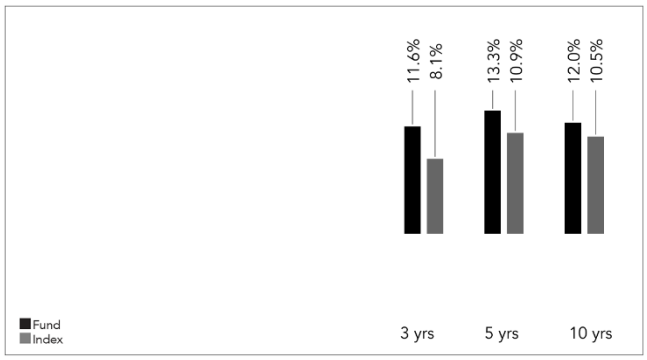

Notes

(1) Basis of calculation: NAV to NAV with income reinvested to 31 December 2019, net of tax and annual charges but excluding preliminary charges. More recent past performance information is available from the ACD on request.

(2) Potential investors are warned that past performance should not be seen as an indication of future performance and cannot in any way provide a guarantee of future returns. The value of investments and income from them can go down as well as up, and investors may not get back the original amount invested.

(3) *Certain historic savings plan arrangements may still levy an ACD's preliminary charge, depending on the terms applicable to those arrangements.

(4) The Fund employs the commitment approach to measure its global exposure.

(5) A medium sized company may typically be considered to be a company that has an approximate market capitalisation of between $1 billion and $35 billion (or equivalent in another currency). The market capitalisation of a company is the value of the company that is traded on stock markets, calculated by multiplying the total number of shares of that company by the current share price.

Fidelity Global High Yield Fund

Investment Objective

The Fund aims to deliver an income and increase the value of your investment.

Investment Policy

The Fund will be at least 70% exposed to global high yield debt instruments (those with a rating of BB+/Ba1 or less from an internationally recognised rating agency). These exposures will be at least 70% hedged back to the Fund's base currency (sterling).

The Fund is actively managed. The Investment Manager identifies suitable opportunities for the Fund utilising in-house research and investment capabilities.

The Investment Manager will, when selecting investments for the Fund and for the purposes of monitoring risk, consider the ICE Bank of America Merrill Lynch Q788 Custom Index which is a custom blend of regional high yield indices maintained by Bank of America Merrill Lynch. However, the Investment Manager has a wide degree of freedom relative to the index and may invest in issuers, sectors, countries and security types not included in the index in order to take advantage of investment opportunities. This means the Fund's investments and therefore performance may vary significantly from the index.

The Fund may also obtain exposure to transferable securities, money market instruments, collective investment schemes, cash and near cash and deposits. Derivatives may be used for efficient portfolio management and investment purposes and may include (but are not limited to) derivatives on exchange rates, interest rates, inflation and credit. The Fund may also take positions which enable it to benefit from falling asset prices.

Performance Benchmark

The Fund's performance can be compared to the ICE Bank of America Merrill Lynch Q788 Custom Index as the index constituents best represent the characteristics the Fund is seeking to gain exposure to.

Many funds sold in the UK are grouped into sectors by the Investment Association (the trade body that represents UK Investment Managers), to facilitate comparison between funds with broadly similar characteristics. This Fund is classified in the IA Sterling High Yield sector. Performance data on funds within this sector may be prepared and published by data providers and will be used when evaluating the performance of this Fund. The IA sector most closely reflects the combination of assets in the Fund.

Classes of Shares	F Accumulation hedged Shares I Accumulation Shares W Accumulation Shares W Income Shares
Currency of Denomination	Pounds Sterling
Minimum Initial Investment	£1,000 (or £50 per month under regular savings plan) – W Shares £5,000,000 – F Shares £10,000,000 – I Shares
Minimum Subsequent Investment	£250 – I Shares (investors through a Fidelity distributor where platform fees are payable, only), W Shares £100,000 – F Shares £100,000 – I Shares
Minimum Withdrawal	None, provided minimum holding remains – I Shares (investors through a Fidelity distributor where platform fees are payable, only), W Shares £100,000 – F Shares £100,000 – I Shares

Minimum Holding	£1,000 (except for regular savings plans – no minimum holding) – I Shares (investors through a Fidelity distributor where platform fees are payable, only), W Shares £5,000,000 – F Shares £100,000 – I Shares
ACD's Preliminary Charge	7% – F Shares None* – I, W Shares
Investment Management Charge	None – F Shares 0.45% per annum – I Shares 0.60% per annum – W Shares
ACD's Service Charge	0.05% per annum
ACD's Registrar Charge	0.10% per annum – W Shares None – F Shares, I Shares
Annual Accounting Date	The last day of February
Half-yearly Accounting Date	31 August
Interim Accounting Dates	The last day of each month
Annual Income Allocation Date	30 April
Interim Income Allocation Date	The 18th day of the month following the month after the month of the relevant Interim Accounting Date
Grouping Periods for Income Equalisation	Monthly interim accounting periods
Annual Report published by	30 June
Interim Report published by	31 October

Performance of the Fund

Annual total return (full calendar years) 2013 to 2019

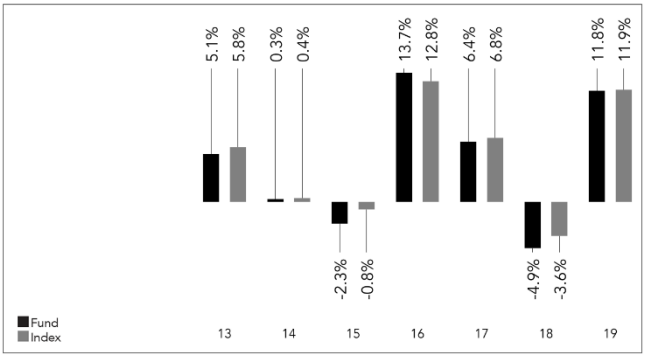

Average annual return to 31.12.19 (3Y, 5Y)

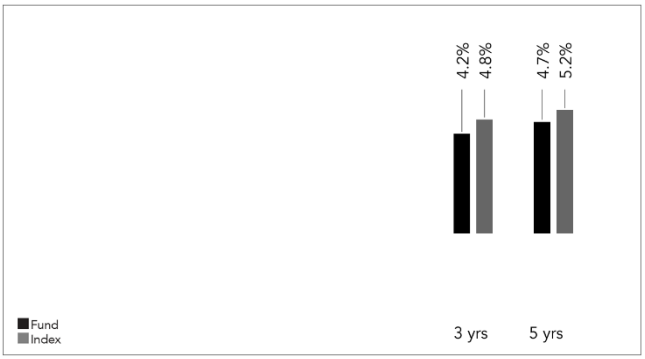

Notes

(1) Past performance information is not available before 2013.

(2) Basis of calculation: NAV to NAV with income reinvested to 31 December 2019, net of tax and annual charges but excluding preliminary charges. More recent past performance information is available from the ACD on request.

(3) Potential investors are warned that past performance should not be seen as an indication of future performance and cannot in any way provide a guarantee of future returns. The value of investments and income from them can go down as well as up, and investors may not get back the original amount invested.

(4) *Certain historic savings plan arrangements may still levy an ACD's preliminary charge, depending on the terms applicable to those arrangements.

(5) F Accumulation hedged Shares aim to hedge the underlying currency effects at an individual security level to reduce currency risk. A separate Currency Hedging Charge may be applied by the ACD for its services in conducting currency hedging transactions in relation to this Share Class. The Currency Hedging Charge applies using the below tiered fee structure in relation to the NAV of the Share Class:

Share Class TNA	FX Hedging Charge
Up to £35 million	0.03%
Excess above £35 million	0.001%

The Currency Hedging Charge accrues and is payable on the same basis as the Annual Charges. The costs and expenses associated with the hedging transactions in respect of the Hedged Share Class and any benefits of the hedging transactions will accrue to Shareholders in that Hedged Share Class only. For further details see under Shares – Currency Hedged Share Classes.

(6) The Fund employs the commitment approach to measure its global exposure.

Fidelity Global Property Fund

Investment Objective

The Fund aims to deliver an income and increase the value of your investment over a period of 5 years or more.

Investment Policy

The Fund will invest at least 70% in equities (and their related securities) of companies in the real estate industry globally as well as other real estate-related investments which could include investment in countries considered to be emerging markets as determined by the Investment Manager at its sole discretion. The investment manager aims to hold a concentrated portfolio of 30-50 securities. The Fund is actively managed without reference to a benchmark.

The Fund may also invest in other transferable securities, collective investment schemes, money market instruments, cash and deposits and is also able to use derivatives for efficient portfolio management.

Performance Benchmark

The Fund's performance can be compared to the FTSE EPRA/NAREIT Developed (Gross Total Return) Index as the index constituents are representative of the type of companies the Fund invests in.

Many funds sold in the UK are grouped into sectors by the Investment Association (the trade body that represents UK Investment Managers), to facilitate comparison between funds with broadly similar characteristics. This Fund is classified in the IA Property Other sector. Performance data on funds within this sector may be prepared and published by data providers and will be used when evaluating the performance of this Fund. The IA sector most closely reflects the combination of assets in the Fund.

Class of Shares	A Accumulation Shares W Accumulation Shares W Income Shares
Currency of Denomination	Pounds Sterling
Minimum Initial Investment	£1,000 (or £50 per month under regular savings plan)
Minimum Subsequent Investment	£250
Minimum Withdrawal	None, provided minimum holding remains
Minimum Holding	£1,000 (except for regular savings plans – no minimum holding)
ACD's Preliminary Charge	None*
Investment Management Charge	1.5% per annum – A Shares 0.75% per annum – W Shares
ACD's Service Charge	0.05% per annum
ACD's Registrar Charge	0.10% per annum
Annual Accounting Date	The last day of February
Half-yearly Accounting Date	31 August
Annual Income Allocation Date	30 April
Interim Income Allocation Date	31 October
Grouping Periods for Income Equalisation	Half-yearly accounting periods
Annual Report published by	30 June
Interim Report published by	31 October

Performance of the Fund

Annual total return (full calendar years) 2010 to 2019

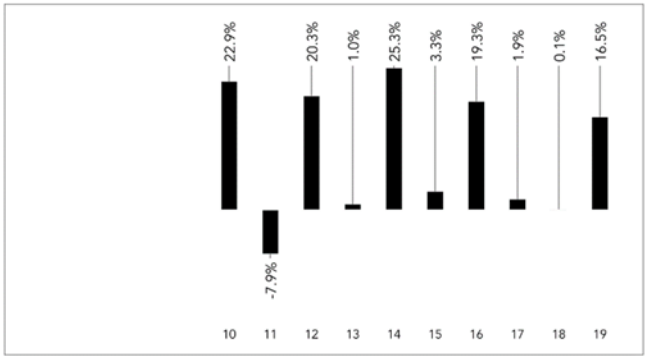

Average annual return to 31.12.19 (3Y, 5Y, 10Y)

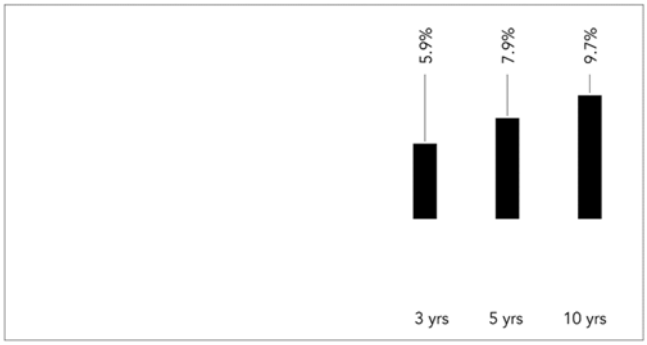

Notes

(1) Basis of calculation: NAV to NAV with income reinvested to 31 December 2019, net of tax and annual charges but excluding preliminary charges. More recent past performance information is available from the ACD on request.

(2) Potential investors are warned that past performance should not be seen as an indication of future performance and cannot in any way provide a guarantee of future returns. The value of investments and income from them can go down as well as up, and investors may not get back the original amount invested.

(3) *Certain historic savings plan arrangements may still levy an ACD's preliminary charge, depending on the terms applicable to those arrangements.

(4) The Fund employs the commitment approach to measure its global exposure.

Fidelity Global Special Situations Fund

Investment Objective

The Fund aims to increase the value of your investment over a period of 5 years or more.

Investment Policy

The Fund will invest at least 70% in equities (and their related securities) of companies globally which could include countries considered to be emerging markets as determined by the Investment Manager at its sole discretion. The investment manager will focus on companies it believes to be undervalued and whose recovery potential is not recognised by the market.

The Fund is actively managed. The Investment Manager identifies suitable opportunities for the Fund utilising in-house research and investment capabilities.

The Investment Manager will, when selecting investments for the Fund and for the purposes of monitoring risk, consider the MSCI All Country World Index. However, the Investment Manager has a wide degree of freedom relative to the index and may take larger, or smaller, positions in companies, and/or may invest outside the index, to take advantage of investment opportunities. This means the Fund's investments and therefore performance may vary significantly from the index.

The Fund may also invest in other transferable securities, collective investment schemes, money market instruments, cash and deposits and is also able to use derivatives for efficient portfolio management and investment purposes.

The Variable Share Class (W-VMF) measures its performance relative to the index for the purposes of the Investment Management Charge calculation. The performance index does not influence investment decisions materially.

Performance Benchmark

The Fund's performance can be compared to the MSCI All Country World (Net Total Return) Index as the index constituents are representative of the type of companies the Fund invests in.

Many funds sold in the UK are grouped into sectors by the Investment Association (the trade body that represents UK Investment Managers), to facilitate comparison between funds with broadly similar characteristics. This Fund is classified in the IA Global sector. Performance data on funds within this sector may be prepared and published by data providers, and will be used when evaluating the performance of this Fund. The IA sector most closely reflects the combination of assets in the Fund.

Class of Shares	A Accumulation Shares W Accumulation Shares W-VMF Accumulation Shares
Currency of Denomination	Pounds Sterling
Minimum Initial Investment	£1,000 (or £50 per month under regular savings plan)
Minimum Subsequent Investment	£250 – A Shares, W Shares, W-VMF Shares
Minimum Withdrawal	None, provided minimum holding remains
Minimum Holding	£1,000 (except for regular savings plans – no minimum holding)
ACD's Preliminary Charge	None*
Investment Management Charge	1.5% per annum – A Shares 0.75% per annum – W Shares W-VMF Shares – variable fee around a base fee of 0.65% per annum – see Notes below for further detail.
ACD's Service Charge	0.05% per annum
ACD's Registrar Charge	0.10% per annum
Annual Accounting Date	The last day of February
Half-yearly Accounting Date	31 August

Annual Income Allocation Date	30 April
Interim Income Allocation Date	None
Grouping Periods for Income Equalisation	Annual accounting periods
Annual Report published by	30 June
Interim Report published by	31 October

Performance of the Fund

Annual total return (full calendar years) 2010 to 2019

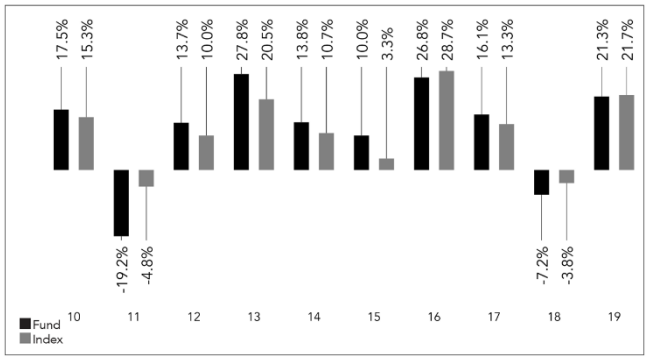

Average annual return to 31.12.19 (3Y, 5Y, 10Y)

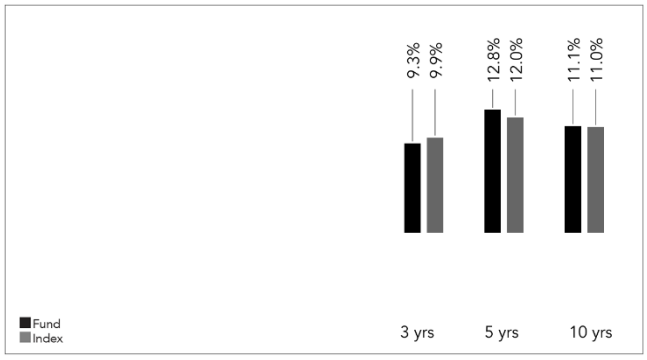

Notes

(1) Basis of calculation: NAV to NAV with income reinvested to 31 December 2019, net of tax and annual charges but excluding preliminary charges. More recent past performance information is available from the ACD on request.

(2) Potential investors are warned that past performance should not be seen as an indication of future performance and cannot in any way provide a guarantee of future returns. The value of investments and income from them can go down as well as up, and investors may not get back the original amount invested.

(3) *Certain historic savings plan arrangements may still levy an ACD's preliminary charge, depending on the terms applicable to those arrangements.

(4) The Fund employs the commitment approach to measure its global exposure.

(5) The W-VMF Share Class operates a variable management fee – details of the methodology are in the Charges and Expenses section of the Prospectus. The specific details for this W-VMF Share Class are:

Share Class Name	Market Index	Base Fee	Variable Element	Maximum VMF	Minimum VMF
Fidelity Global Special Situations Fund W-VMF-ACC	MSCI AC World Index (NUK)	0.65%	Between -0.20% and +0.20%	0.85%	0.45%

(6) THIS FUND IS NOT SPONSORED, ENDORSED, SOLD OR PROMOTED BY MSCI INC. ("MSCI"), ANY OF ITS AFFILIATES, ANY OF ITS INFORMATION PROVIDERS OR ANY OTHER THIRD PARTY INVOLVED IN, OR RELATED TO, COMPILING, COMPUTING OR CREATING ANY MSCI INDEX (COLLECTIVELY, THE "MSCI PARTIES"). THE MSCI INDEXES ARE THE EXCLUSIVE PROPERTY OF MSCI. MSCI AND THE MSCI INDEX NAME ARE SERVICE MARK(S) OF MSCI OR ITS AFFILIATES AND HAVE BEEN LICENSED FOR USE FOR CERTAIN PURPOSES BY FIDELITY. NONE OF THE MSCI PARTIES MAKES ANY REPRESENTATION OR WARRANTY, EXPRESS OR IMPLIED, TO THE ISSUER OR OWNERS OF THIS FUND OR ANY OTHER PERSON OR ENTITY REGARDING THE ADVISABILITY OF INVESTING IN FUNDS GENERALLY OR IN THIS FUND PARTICULARLY OR THE ABILITY OF ANY MSCI INDEX TO TRACK CORRESPONDING STOCK MARKET PERFORMANCE. MSCI OR ITS AFFILIATES ARE THE LICENSORS OF CERTAIN TRADEMARKS, SERVICE MARKS, AND TRADE NAMES AND OF THE MSCI INDEXES WHICH ARE DETERMINED, COMPOSED AND CALCULATED BY MSCI WITHOUT REGARD TO THIS FUND OR THE ISSUER AND OWNERS OF THIS FUND OR ANY OTHER PERSON OR ENTITY. NONE OF THE MSCI PARTIES HAS ANY OBLIGATION TO TAKE THE NEEDS OF THE ISSUER OR OWNERS OF THIS FUND OR ANY OTHER PERSON OR ENTITY INTO CONSIDERATION IN DETERMINING, COMPOSING, OR CALCULATING THE MSCI INDEXES. NONE OF THE MSCI PARTIES IS RESPONSIBLE FOR OR HAS PARTICIPATED IN THE DETERMINATION OF THE TIMING OF, PRICES AT, OR QUANTITIES OF THIS FUND TO BE ISSUED OR IN THE DETERMINATION OR CALCULATION OF THE EQUATION BY OR THE CONSIDERATION INTO WHICH THIS FUND IS REDEEMABLE. FURTHER, NONE OF THE MSCI PARTIES HAS ANY OBLIGATION OR LIABILITY TO THE ISSUER OR OWNERS OF THIS FUND OR ANY OTHER PERSON OR ENTITY IN CONNECTION WITH THE ADMINISTRATION, MARKETING OR OFFERING OF THIS FUND.

ALTHOUGH MSCI SHALL OBTAIN INFORMATION FOR INCLUSION IN OR FOR USE IN THE CALCULATION OF THE MSCI INDEXES FROM SOURCES THAT MSCI CONSIDERS RELIABLE, NONE OF THE MSCI PARTIES WARRANTS OR GUARANTEES THE ORIGINALITY, ACCURACY AND/OR COMPLETENESS OF ANY MSCI INDEX OR ANY DATA INCLUDED THEREIN. NONE OF THE MSCI PARTIES MAKES ANY WARRANTY, EXPRESS OR IMPLIED, AS TO THE RESULTS TO BE OBTAINED BY THE ISSUER OF THIS FUND, OWNERS OF THE FUND, OR ANY OTHER PERSON OR ENTITY, FROM THE USE OF ANY MSCI INDEX OR ANY DATA INCLUDED THEREIN. NONE OF THE MSCI PARTIES SHALL HAVE ANY LIABILITY FOR ANY ERRORS, OMISSIONS OR INTERRUPTIONS OF OR IN CONNECTION WITH ANY MSCI INDEX OR ANY DATA INCLUDED THEREIN. FURTHER, NONE OF THE MSCI PARTIES MAKES ANY EXPRESS OR IMPLIED WARRANTIES OF ANY KIND, AND THE MSCI PARTIES HEREBY EXPRESSLY DISCLAIM ALL WARRANTIES OF MERCHANTABILITY AND FITNESS FOR A PARTICULAR PURPOSE, WITH RESPECT TO EACH MSCI INDEX AND ANY DATA INCLUDED THEREIN. WITHOUT LIMITING ANY OF THE FOREGOING, IN NO EVENT SHALL ANY OF THE MSCI PARTIES HAVE ANY LIABILITY FOR ANY DIRECT, INDIRECT, SPECIAL, PUNITIVE, CONSEQUENTIAL OR ANY OTHER DAMAGES (INCLUDING LOST PROFITS) EVEN IF NOTIFIED OF THE POSSIBILITY OF SUCH DAMAGES.

(7) Further information on the Index including its composition can be found at www.msci.com/products/indices/country_and_regional/dm/.

(8) The Index is provided by an administrator included in the ESMA Benchmark Register.

Fidelity Index Emerging Markets Fund

Investment Objective

The Fund aims to track the performance of the MSCI Emerging Markets (Net Total Return) Index (before fees and expenses are applied), thereby seeking to increase the value of your investment over a period of 5 years or more. The performance of the Fund is unlikely to track the performance of the index precisely. Examples of tracking difference are explained in the Prospectus Notes below and the KIID.

Investment Policy

The Fund uses an 'index tracking' (also known as 'passive') investment management approach whereby it aims to replicate the composition of the index. However, for practical reasons and/or to reduce the dealing costs of the Fund, it may not invest in every company share in the index or at its weighting within the index.

As well as investing directly in company shares, the Fund will achieve exposure indirectly through the use of derivatives for efficient portfolio management purposes, for example, at the time of cash inflows to remain fully invested or to reduce transaction costs. In order to manage the cash position, the Fund may invest in collective investment schemes (such as liquidity Funds), including those managed by Fidelity, money market instruments, cash and deposits.

Performance Benchmark

Many funds sold in the UK are grouped into sectors by the Investment Association (the trade body that represents UK Investment Managers), to facilitate comparison between funds with broadly similar characteristics. This Fund is classified in the IA Global Emerging Markets sector. Performance data on funds within this sector may be prepared and published by data providers and will be used when evaluating the performance of this Fund. The IA sector most closely reflects the combination of assets in the Fund. For taxation reasons the Fund's performance can also be compared to the MSCI Emerging Markets (Gross Total Return) Index.

Classes of Shares	F Accumulation Shares P Accumulation Shares P Income Shares
Currency of Denomination	Pounds Sterling
Minimum Initial Investment	£5,000,000 – F Accumulation Shares £500 (or £50 per month under regular savings plan) – P Shares
Minimum Subsequent Investment	£100,000 – F Accumulation Shares £250 – P Shares
Minimum Withdrawal	£100,000 – F Shares None providing minimum holding remains – P Shares
Minimum Holding	£5,000,000 – F Shares £500 (except for regular savings plans – no minimum holding) – P Shares
ACD's Preliminary Charge	7% – F Shares None* – P Shares
Investment Management Charge	0.17% per annum – F Shares 0.20% per annum – P Shares
ACD's Service Charge	None
ACD's Registrar Charge	None
Annual Accounting Date	The last day of February
Half-yearly Accounting Date	31 August
Interim Accounting Dates	31 May, 30 November
Annual Income Allocation Date	30 April

Interim Income Allocation Dates	N/A – Accumulation Shares 31 July, 31 October and 31 January – Income Shares
Grouping Periods for Income Equalisation	Annual accounting periods – Accumulation Shares Quarterly interim accounting periods – Income Shares
Annual Report published by	30 June
Interim Report published by	31 October

Performance of the Fund

Annual total return (full calendar years) 2015 to 2019

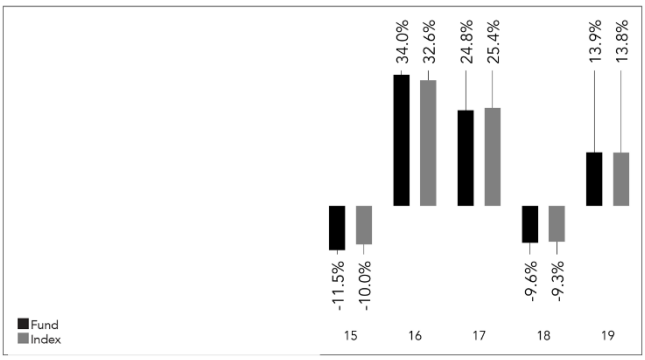

Average annual return to 31.12.19 (3Y, 5Y)

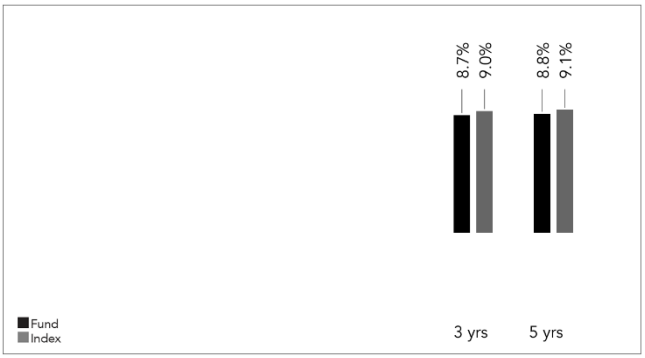

Notes

(1) Basis of calculation: NAV to NAV with income reinvested to 31 December 2019, net of tax and annual charges but excluding preliminary charges. More recent past performance information is available from the ACD on request.

(2) Potential investors are warned that past performance should not be seen as an indication of future performance and cannot in any way provide a guarantee of future returns. The value of investments and income from them can go down as well as up, and investors may not get back the original amount invested.

(3) THIS FUND IS NOT SPONSORED, ENDORSED, SOLD OR PROMOTED BY MSCI INC. ("MSCI"), ANY OF ITS AFFILIATES, ANY OF ITS INFORMATION PROVIDERS OR ANY OTHER THIRD PARTY INVOLVED IN, OR RELATED TO, COMPILING, COMPUTING OR CREATING ANY MSCI INDEX (COLLECTIVELY, THE "MSCI PARTIES"). THE MSCI INDEXES ARE THE EXCLUSIVE PROPERTY OF MSCI. MSCI AND THE MSCI INDEX NAME ARE SERVICE MARK(S) OF MSCI OR ITS AFFILIATES AND HAVE BEEN LICENSED FOR USE FOR CERTAIN PURPOSES BY FIDELITY. NONE OF THE MSCI PARTIES MAKES ANY REPRESENTATION OR WARRANTY, EXPRESS OR IMPLIED, TO THE ISSUER OR OWNERS OF THIS FUND OR ANY OTHER PERSON OR ENTITY REGARDING THE ADVISABILITY OF INVESTING IN FUNDS GENERALLY OR IN THIS FUND PARTICULARLY OR THE ABILITY OF ANY MSCI INDEX TO TRACK CORRESPONDING STOCK MARKET PERFORMANCE. MSCI OR ITS AFFILIATES ARE THE LICENSORS OF CERTAIN TRADEMARKS, SERVICE MARKS, AND TRADE

NAMES AND OF THE MSCI INDEXES WHICH ARE DETERMINED, COMPOSED AND CALCULATED BY MSCI WITHOUT REGARD TO THIS FUND OR THE ISSUER AND OWNERS OF THIS FUND OR ANY OTHER PERSON OR ENTITY. NONE OF THE MSCI PARTIES HAS ANY OBLIGATION TO TAKE THE NEEDS OF THE ISSUER OR OWNERS OF THIS FUND OR ANY OTHER PERSON OR ENTITY INTO CONSIDERATION IN DETERMINING, COMPOSING, OR CALCULATING THE MSCI INDEXES. NONE OF THE MSCI PARTIES IS RESPONSIBLE FOR OR HAS PARTICIPATED IN THE DETERMINATION OF THE TIMING OF, PRICES AT, OR QUANTITIES OF THIS FUND TO BE ISSUED OR IN THE DETERMINATION OR CALCULATION OF THE EQUATION BY OR THE CONSIDERATION INTO WHICH THIS FUND IS REDEEMABLE. FURTHER, NONE OF THE MSCI PARTIES HAS ANY OBLIGATION OR LIABILITY TO THE ISSUER OR OWNERS OF THIS FUND OR ANY OTHER PERSON OR ENTITY IN CONNECTION WITH THE ADMINISTRATION, MARKETING OR OFFERING OF THIS FUND.

ALTHOUGH MSCI SHALL OBTAIN INFORMATION FOR INCLUSION IN OR FOR USE IN THE CALCULATION OF THE MSCI INDEXES FROM SOURCES THAT MSCI CONSIDERS RELIABLE, NONE OF THE MSCI PARTIES WARRANTS OR GUARANTEES THE ORIGINALITY, ACCURACY AND/OR COMPLETENESS OF ANY MSCI INDEX OR ANY DATA INCLUDED THEREIN. NONE OF THE MSCI PARTIES MAKES ANY WARRANTY, EXPRESS OR IMPLIED, AS TO THE RESULTS TO BE OBTAINED BY THE ISSUER OF THIS FUND, OWNERS OF THE FUND, OR ANY OTHER PERSON OR ENTITY, FROM THE USE OF ANY MSCI INDEX OR ANY DATA INCLUDED THEREIN. NONE OF THE MSCI PARTIES SHALL HAVE ANY LIABILITY FOR ANY ERRORS, OMISSIONS OR INTERRUPTIONS OF OR IN CONNECTION WITH ANY MSCI INDEX OR ANY DATA INCLUDED THEREIN. FURTHER, NONE OF THE MSCI PARTIES MAKES ANY EXPRESS OR IMPLIED WARRANTIES OF ANY KIND, AND THE MSCI PARTIES HEREBY EXPRESSLY DISCLAIM ALL WARRANTIES OF MERCHANTABILITY AND FITNESS FOR A PARTICULAR PURPOSE, WITH RESPECT TO EACH MSCI INDEX AND ANY DATA INCLUDED THEREIN. WITHOUT LIMITING ANY OF THE FOREGOING, IN NO EVENT SHALL ANY OF THE MSCI PARTIES HAVE ANY LIABILITY FOR ANY DIRECT, INDIRECT, SPECIAL, PUNITIVE, CONSEQUENTIAL OR ANY OTHER DAMAGES (INCLUDING LOST PROFITS) EVEN IF NOTIFIED OF THE POSSIBILITY OF SUCH DAMAGES.

(4) Further information on the Index including its composition can be found at www.msci.com.

(5) Factors likely to affect the ability of the Fund to track the performance of the Index:

Valuation timing – The Fund is priced at midday UK time, and the Index is priced when global stock markets close. This can cause apparent differences in the Fund's performance and tracking error against the Index.

Fees – the Fund aims to track the performance of the Index before the management fees and other fees are deducted, which will produce a deviation in Fund performance from that of the Index.

Taxation – the Fund is subject to taxation that the Index is not, for example, UK Corporation Tax. The level of withholding taxes in the Fund may also be different versus the Index.

Transaction costs – the purchase and sale of stocks for the Fund will incur commissions, trade settlement costs, and other related exchange/regulator/government fees where applicable. Index futures may be used to manage cashflows and thereby reduce transaction costs to minimise the impact of the performance of the Fund as against that of the Index. The Price Adjustment Policy will also reduce the impact of transaction costs, though if a dilution adjustment is made at the start or end of a period over which performance is being measured, this will produce a deviation in fund performance from that of the index.

(6) The ex-post tracking error for the Fund as against the Index annualised for the 3 years to 31 December 2018 was 0.19%*. Tracking error shows how closely a fund follows the index to which it is being compared. It is the standard deviation of the fund's excess returns. The higher the fund's tracking error, the higher the variability of fund returns around the market index. A 3 year annualised figure, based on 36 month-end data points, is used in order to be regarded as more statistically valid. It is not a guide to future performance.

** Based on an informal month-end revaluation of the Fund at market close on a similar basis to that of the Index. This informal revaluation is not carried out on the same way as*

the valuation of Shares in the Fund, as set in Appendix 4 e.g. no Fair Value or Price Adjustment Policy is applied. Investors cannot subscribe or redeem Shares on the basis of this informal revaluation. This is because the ex-post tracking error calculated based on the Fund's midday valuation may appear to be higher, but this does not provide a true reflection of the way in which the Fund is managed. See (4) Valuation timing.

(7) The ACD expects that the Ongoing Charges Figure ("OCF") of each class of the Fidelity Index funds will normally equal the annual rate of the management charge. This is because the expenses that form the basis of the OCF[1] calculation, including, audit, depositary, legal and regulatory fees, will be paid out of the management charge.

[1]The OCF does not include costs incurred by a fund in connection with transactions on its portfolio (for example: brokerage fees, taxes and linked charges), interest on borrowings, and payments incurred because of financial instruments.

(8) *Certain historic savings plan arrangements may still levy an ACD's preliminary charge, depending on the terms applicable to those arrangements.

(9) The Fund employs the commitment approach to measure its global exposure.

(10) The Index is provided by an administrator included in the ESMA Benchmark Register.

Fidelity Index Europe ex UK Fund

Investment Objective

The Fund aims to track the performance of the MSCI Europe ex UK (Gross Total Return) Index (before fees and expenses are applied) thereby seeking to increase the value of your investment over a period of 5 years or more. The performance of the Fund is unlikely to track the performance of the index precisely because the Fund incurs taxes that are not reflected in the index. Examples of tracking difference are explained in the Prospectus Notes below and the KIID.

Investment Policy

The Fund uses an 'index tracking' (also known as 'passive') investment management approach whereby it aims to replicate the composition of the index. However, for practical reasons and/or to reduce the dealing costs of the Fund, it may not invest in every company share in the index or at its weighting within the index.

As well as investing directly in company shares, the Fund will achieve exposure indirectly through the use of derivatives for efficient portfolio management purposes, for example, at the time of cash inflows to remain fully invested or to reduce transaction costs. In order to manage the cash position, the Fund may invest in collective investment schemes (such as liquidity Funds), including those managed by Fidelity, money market instruments, cash and deposits.

Performance Benchmark

Many funds sold in the UK are grouped into sectors by the Investment Association (the trade body that represents UK Investment Managers), to facilitate comparison between funds with broadly similar characteristics. This Fund is classified in the IA Europe excluding UK sector. Performance data on funds within this sector may be prepared and published by data providers and will be used when evaluating the performance of this Fund. The IA sector most closely reflects the combination of assets in the Fund. For taxation reasons the Fund's performance can also be compared to the MSCI Europe ex UK (Net Total Return) Index.

Classes of Shares	F Accumulation Shares P Accumulation Shares P Income Shares
Currency of Denomination	Pounds Sterling
Minimum Initial Investment	£5,000,000 – F Shares £500 (or £50 per month under regular savings plan) – P Shares
Minimum Subsequent Investment	£100,000 – F Shares £250 – P Shares
Minimum Withdrawal	£100,000 – F Shares None providing minimum holding remains – P Shares
Minimum Holding	£5,000,000 – F Shares £500 (except for regular savings plans – no minimum holding) – P Shares
ACD's Preliminary Charge	7% – F Shares None* – P Shares
Investment Management Charge	0.09% per annum – F Shares 0.10% per annum – P Shares
ACD's Service Charge	None
ACD's Registrar Charge	None
Annual Accounting Date	The last day of February
Half-yearly Accounting Date	31 August

Interim Accounting Dates	31 May, 30 November
Annual Income Allocation Date	30 April
Interim Income Allocation Dates	N/A – Accumulation Shares 31 July, 31 October and 31 January – Income Shares
Grouping Periods for Income Equalisation	Annual accounting periods – Accumulation Shares Quarterly interim accounting periods – Income Shares
Annual Report published by	30 June
Interim Report published by	31 October

Performance of the Fund

Annual total return (full calendar years) 2015 to 2019

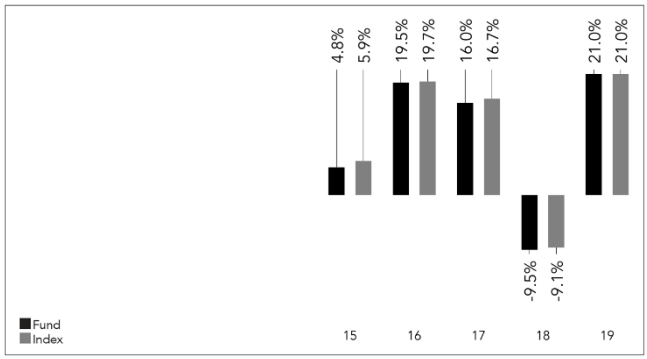

Average annual return to 31.12.19 (3Y, 5Y)

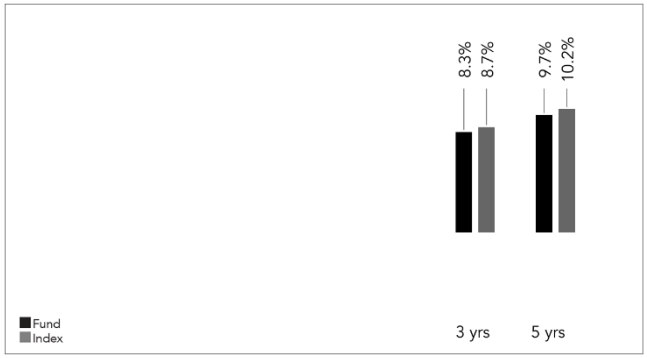

Notes

(1) Basis of calculation: NAV to NAV with income reinvested to 31 December 2019, net of tax and annual charges but excluding preliminary charges. More recent past performance information is available from the ACD on request.

(2) Potential investors are warned that past performance should not be seen as an indication of future performance and cannot in any way provide a guarantee of future returns. The value of investments and income from them can go down as well as up, and investors may not get back the original amount invested.

(3) THIS FUND IS NOT SPONSORED, ENDORSED, SOLD OR PROMOTED BY MSCI INC. ("MSCI"), ANY OF ITS AFFILIATES, ANY OF ITS INFORMATION PROVIDERS OR ANY OTHER THIRD PARTY INVOLVED IN, OR RELATED TO, COMPILING, COMPUTING OR CREATING ANY MSCI INDEX (COLLECTIVELY, THE "MSCI PARTIES"). THE MSCI INDEXES ARE THE EXCLUSIVE PROPERTY OF MSCI. MSCI AND THE MSCI INDEX NAME ARE SERVICE MARK(S) OF MSCI OR ITS AFFILIATES AND HAVE BEEN LICENSED FOR USE FOR CERTAIN PURPOSES BY FIDELITY. NONE OF THE MSCI PARTIES MAKES ANY REPRESENTATION OR WARRANTY, EXPRESS OR IMPLIED, TO THE ISSUER OR OWNERS OF THIS FUND OR ANY OTHER PERSON OR ENTITY REGARDING THE ADVISABILITY OF INVESTING IN FUNDS GENERALLY OR IN THIS

FUND PARTICULARLY OR THE ABILITY OF ANY MSCI INDEX TO TRACK CORRESPONDING STOCK MARKET PERFORMANCE. MSCI OR ITS AFFILIATES ARE THE LICENSORS OF CERTAIN TRADEMARKS, SERVICE MARKS, AND TRADE NAMES AND OF THE MSCI INDEXES WHICH ARE DETERMINED, COMPOSED AND CALCULATED BY MSCI WITHOUT REGARD TO THIS FUND OR THE ISSUER AND OWNERS OF THIS FUND OR ANY OTHER PERSON OR ENTITY. NONE OF THE MSCI PARTIES HAS ANY OBLIGATION TO TAKE THE NEEDS OF THE ISSUER OR OWNERS OF THIS FUND OR ANY OTHER PERSON OR ENTITY INTO CONSIDERATION IN DETERMINING, COMPOSING, OR CALCULATING THE MSCI INDEXES. NONE OF THE MSCI PARTIES IS RESPONSIBLE FOR OR HAS PARTICIPATED IN THE DETERMINATION OF THE TIMING OF, PRICES AT, OR QUANTITIES OF THIS FUND TO BE ISSUED OR IN THE DETERMINATION OR CALCULATION OF THE EQUATION BY OR THE CONSIDERATION INTO WHICH THIS FUND IS REDEEMABLE. FURTHER, NONE OF THE MSCI PARTIES HAS ANY OBLIGATION OR LIABILITY TO THE ISSUER OR OWNERS OF THIS FUND OR ANY OTHER PERSON OR ENTITY IN CONNECTION WITH THE ADMINISTRATION, MARKETING OR OFFERING OF THIS FUND.

ALTHOUGH MSCI SHALL OBTAIN INFORMATION FOR INCLUSION IN OR FOR USE IN THE CALCULATION OF THE MSCI INDEXES FROM SOURCES THAT MSCI CONSIDERS RELIABLE, NONE OF THE MSCI PARTIES WARRANTS OR GUARANTEES THE ORIGINALITY, ACCURACY AND/OR COMPLETENESS OF ANY MSCI INDEX OR ANY DATA INCLUDED THEREIN. NONE OF THE MSCI PARTIES MAKES ANY WARRANTY, EXPRESS OR IMPLIED, AS TO THE RESULTS TO BE OBTAINED BY THE ISSUER OF THIS FUND, OWNERS OF THE FUND, OR ANY OTHER PERSON OR ENTITY, FROM THE USE OF ANY MSCI INDEX OR ANY DATA INCLUDED THEREIN. NONE OF THE MSCI PARTIES SHALL HAVE ANY LIABILITY FOR ANY ERRORS, OMISSIONS OR INTERRUPTIONS OF OR IN CONNECTION WITH ANY MSCI INDEX OR ANY DATA INCLUDED THEREIN. FURTHER, NONE OF THE MSCI PARTIES MAKES ANY EXPRESS OR IMPLIED WARRANTIES OF ANY KIND, AND THE MSCI PARTIES HEREBY EXPRESSLY DISCLAIM ALL WARRANTIES OF MERCHANTABILITY AND FITNESS FOR A PARTICULAR PURPOSE, WITH RESPECT TO EACH MSCI INDEX AND ANY DATA INCLUDED THEREIN. WITHOUT LIMITING ANY OF THE FOREGOING, IN NO EVENT SHALL ANY OF THE MSCI PARTIES HAVE ANY LIABILITY FOR ANY DIRECT, INDIRECT, SPECIAL, PUNITIVE, CONSEQUENTIAL OR ANY OTHER DAMAGES (INCLUDING LOST PROFITS) EVEN IF NOTIFIED OF THE POSSIBILITY OF SUCH DAMAGES.

(4) Further information on the Index including its composition can be found at www.msci.com.

(5) Factors likely to affect the ability of the Fund to track the performance of the Index:

Valuation timing – The Fund is priced at midday UK time, and the Index is priced when global stock markets close. This can cause apparent differences in the Fund's performance and tracking error against the Index.

Fees – the Fund aims to track the performance of the Index before the management fees and other fees are deducted, which will produce a deviation in Fund performance from that of the Index.

Taxation – the Fund is subject to taxation that the Index is not, for example, UK Corporation Tax. The level of withholding taxes in the Fund may also be different versus the Index.

Transaction costs – the purchase and sale of stocks for the Fund will incur commissions, trade settlement costs, and other related exchange/regulator/government fees where applicable. Index futures may be used to manage cashflows and thereby reduce transaction costs to minimise the impact of the performance of the Fund as against that of the Index. The Price Adjustment Policy will also reduce the impact of transaction costs, though if a dilution adjustment is made at the start or end of a period over which performance is being measured, this will produce a deviation in fund performance from that of the index.

(6) The ex-post tracking error for the Fund as against the Index annualised for the 3 years to 31 December 2018 was 0.14%*. Tracking error shows how closely a fund follows the index to which it is being compared. It is the standard deviation of the fund's excess returns. The higher the fund's tracking error, the higher the variability of fund returns around the market index. A 3 year annualised figure, based on 36 month-end data points, is used in order to be regarded as more statistically valid. It is not a guide to future performance.

** Based on an informal month-end revaluation of the Fund at market close on a similar basis to that of the Index. This informal revaluation is not carried out on the same way as the valuation of Shares in the Fund, as set in Appendix 4 e.g. no Fair Value or Price Adjustment Policy is applied. Investors cannot subscribe or redeem Shares on the basis of this informal revaluation. This is because the ex-post tracking error calculated based on the Fund's midday valuation may appear to be higher, but this does not provide a true reflection of the way in which the Fund is managed. See (4) Valuation timing.*

(7) The ACD expects that the Ongoing Charges Figure ("OCF") of each class of the Fidelity Index funds will normally equal the annual rate of the management charge. This is because the expenses that form the basis of the OCF[1] calculation, including, audit, depositary, legal and regulatory fees, will be paid out of the management charge.

[1]The OCF does not include costs incurred by a fund in connection with transactions on its portfolio (for example: brokerage fees, taxes and linked charges), interest on borrowings, and payments incurred because of financial instruments.

(8) *Certain historic savings plan arrangements may still levy an ACD's preliminary charge, depending on the terms applicable to those arrangements.

(9) The Fund employs the commitment approach to measure its global exposure.

(10) The Index is provided by an administrator included in the ESMA Benchmark Register.

Fidelity Index Japan Fund

Investment Objective

The Fund aims to track the performance of the MSCI Japan (Net Total Return) Index (before fees and expenses are applied) thereby seeking to increase the value of your investment over a period of 5 years or more. The performance of the Fund is unlikely to track the performance of the index precisely. Examples of tracking difference are explained in the Prospectus Notes below and the KIID.

Investment Policy

The Fund uses an 'index tracking' (also known as 'passive') investment management approach whereby it aims to replicate the composition of the index. However, for practical reasons and/or to reduce the dealing costs of the Fund, it may not invest in every company share in the index or at its weighting within the index.

As well as investing directly in company shares, the Fund will achieve exposure indirectly through the use of derivatives for efficient portfolio management purposes, for example, at the time of cash inflows to remain fully invested or to reduce transaction costs. In order to manage the cash position, the Fund may invest in collective investment schemes (such as liquidity Funds), including those managed by Fidelity, money market instruments, cash and deposits.

Performance Benchmark

Many funds sold in the UK are grouped into sectors by the Investment Association (the trade body that represents UK Investment Managers), to facilitate comparison between funds with broadly similar characteristics. This Fund is classified in the IA Japan sector. Performance data on funds within this sector may be prepared and published by data providers and will be used when evaluating the performance of this Fund. The IA sector most closely reflects the combination of assets in the Fund. For taxation reasons the Fund's performance can also be compared to the MSCI Japan (Gross Total Return) Index.

Classes of Shares	F Accumulation Shares P Accumulation Shares P Income Shares
Currency of Denomination	Pounds Sterling
Minimum Initial Investment	£5,000,000 – F Shares £500 (or £50 per month under regular savings plan) – P Shares
Minimum Subsequent Investment	£100,000 – F Shares £250 – P Shares
Minimum Withdrawal	£100,000 – F Accumulation Shares None providing minimum holding remains – P Shares
Minimum Holding	£5,000,000 – F Shares £500 (except for regular savings plans – no minimum holding) – P Shares
ACD's Preliminary Charge	7% – F Shares None* – P Shares
Investment Management Charge	0.09% per annum – F Shares 0.10% per annum – P Shares
ACD's Service Charge	None
ACD's Registrar Charge	None
Annual Accounting Date	The last day of February
Half-yearly Accounting Date	31 August
Interim Accounting Dates	31 May, 30 November

Annual Income Allocation Date	30 April
Interim Income Allocation Dates	N/A – Accumulation Shares 31 July, 31 October and 31 January – Income Shares
Grouping Periods for Income Equalisation	Annual accounting periods – Accumulation Shares Quarterly interim accounting periods – Income Shares
Annual Report published by	30 June
Interim Report published by	31 October

Performance of the Fund

Annual total return (full calendar years) 2015 to 2019

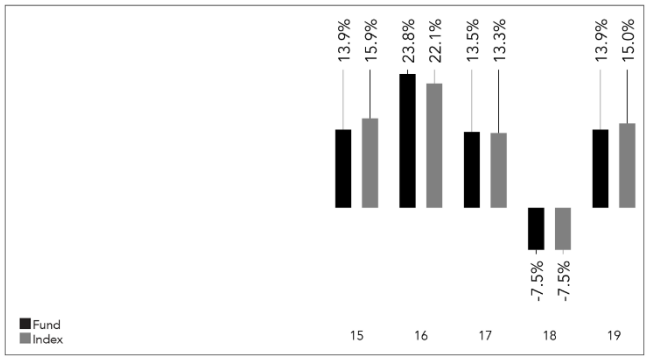

Average annual return to 31.12.19 (3Y, 5Y)

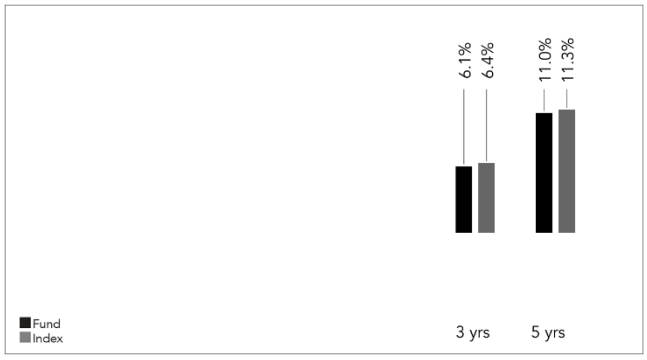

Notes

(1) Basis of calculation: NAV to NAV with income reinvested to 31 December 2019, net of tax and annual charges but excluding preliminary charges. More recent past performance information is available from the ACD on request.

(2) Potential investors are warned that past performance should not be seen as an indication of future performance and cannot in any way provide a guarantee of future returns. The value of investments and income from them can go down as well as up, and investors may not get back the original amount invested.

(3) THIS FUND IS NOT SPONSORED, ENDORSED, SOLD OR PROMOTED BY MSCI INC. ("MSCI"), ANY OF ITS AFFILIATES, ANY OF ITS INFORMATION PROVIDERS OR ANY OTHER THIRD PARTY INVOLVED IN, OR RELATED TO, COMPILING, COMPUTING OR CREATING ANY MSCI INDEX (COLLECTIVELY, THE "MSCI PARTIES"). THE MSCI INDEXES ARE THE EXCLUSIVE PROPERTY OF MSCI. MSCI AND THE MSCI INDEX NAME ARE SERVICE MARK(S) OF MSCI OR ITS AFFILIATES AND HAVE BEEN LICENSED FOR USE FOR CERTAIN PURPOSES BY FIDELITY. NONE OF THE MSCI PARTIES MAKES ANY REPRESENTATION OR WARRANTY, EXPRESS OR IMPLIED, TO THE ISSUER OR OWNERS OF THIS FUND OR ANY OTHER PERSON OR ENTITY REGARDING THE ADVISABILITY OF INVESTING IN FUNDS GENERALLY OR IN THIS FUND PARTICULARLY OR THE ABILITY OF ANY MSCI INDEX TO TRACK

CORRESPONDING STOCK MARKET PERFORMANCE. MSCI OR ITS AFFILIATES ARE THE LICENSORS OF CERTAIN TRADEMARKS, SERVICE MARKS, AND TRADE NAMES AND OF THE MSCI INDEXES WHICH ARE DETERMINED, COMPOSED AND CALCULATED BY MSCI WITHOUT REGARD TO THIS FUND OR THE ISSUER AND OWNERS OF THIS FUND OR ANY OTHER PERSON OR ENTITY. NONE OF THE MSCI PARTIES HAS ANY OBLIGATION TO TAKE THE NEEDS OF THE ISSUER OR OWNERS OF THIS FUND OR ANY OTHER PERSON OR ENTITY INTO CONSIDERATION IN DETERMINING, COMPOSING, OR CALCULATING THE MSCI INDEXES. NONE OF THE MSCI PARTIES IS RESPONSIBLE FOR OR HAS PARTICIPATED IN THE DETERMINATION OF THE TIMING OF, PRICES AT, OR QUANTITIES OF THIS FUND TO BE ISSUED OR IN THE DETERMINATION OR CALCULATION OF THE EQUATION BY OR THE CONSIDERATION INTO WHICH THIS FUND IS REDEEMABLE. FURTHER, NONE OF THE MSCI PARTIES HAS ANY OBLIGATION OR LIABILITY TO THE ISSUER OR OWNERS OF THIS FUND OR ANY OTHER PERSON OR ENTITY IN CONNECTION WITH THE ADMINISTRATION, MARKETING OR OFFERING OF THIS FUND.

ALTHOUGH MSCI SHALL OBTAIN INFORMATION FOR INCLUSION IN OR FOR USE IN THE CALCULATION OF THE MSCI INDEXES FROM SOURCES THAT MSCI CONSIDERS RELIABLE, NONE OF THE MSCI PARTIES WARRANTS OR GUARANTEES THE ORIGINALITY, ACCURACY AND/OR COMPLETENESS OF ANY MSCI INDEX OR ANY DATA INCLUDED THEREIN. NONE OF THE MSCI PARTIES MAKES ANY WARRANTY, EXPRESS OR IMPLIED, AS TO THE RESULTS TO BE OBTAINED BY THE ISSUER OF THIS FUND, OWNERS OF THE FUND, OR ANY OTHER PERSON OR ENTITY, FROM THE USE OF ANY MSCI INDEX OR ANY DATA INCLUDED THEREIN. NONE OF THE MSCI PARTIES SHALL HAVE ANY LIABILITY FOR ANY ERRORS, OMISSIONS OR INTERRUPTIONS OF OR IN CONNECTION WITH ANY MSCI INDEX OR ANY DATA INCLUDED THEREIN. FURTHER, NONE OF THE MSCI PARTIES MAKES ANY EXPRESS OR IMPLIED WARRANTIES OF ANY KIND, AND THE MSCI PARTIES HEREBY EXPRESSLY DISCLAIM ALL WARRANTIES OF MERCHANTABILITY AND FITNESS FOR A PARTICULAR PURPOSE, WITH RESPECT TO EACH MSCI INDEX AND ANY DATA INCLUDED THEREIN. WITHOUT LIMITING ANY OF THE FOREGOING, IN NO EVENT SHALL ANY OF THE MSCI PARTIES HAVE ANY LIABILITY FOR ANY DIRECT, INDIRECT, SPECIAL, PUNITIVE, CONSEQUENTIAL OR ANY OTHER DAMAGES (INCLUDING LOST PROFITS) EVEN IF NOTIFIED OF THE POSSIBILITY OF SUCH DAMAGES.

(4) Further information on the Index including its composition can be found at www.msci.com.

(5) Factors likely to affect the ability of the Fund to track the performance of the Index:

Valuation timing – The Fund is priced at midday UK time, and the Index is priced when global stock markets close. This can cause apparent differences in the Fund's performance and tracking error against the Index.

Fees – the Fund aims to track the performance of the Index before the management fees and other fees are deducted, which will produce a deviation in Fund performance from that of the Index.

Taxation – the Fund is subject to taxation that the Index is not, for example, UK Corporation Tax (assessed on the extent to which the Fund's portfolio invests in UK equities). The level of withholding taxes in the Fund may also be different versus the Index.

Transaction costs – the purchase and sale of stocks for the Fund will incur commissions and trade settlement costs, and other related exchange/regulator/government fees where applicable. Index futures may be used to manage cashflows and thereby reduce transaction costs to minimise the impact of the performance of the Fund as against that of the Index. The Price Adjustment Policy will also reduce the impact of transaction costs, though if a dilution adjustment is made at the start or end of a period over which performance is being measured, this will produce a deviation in fund performance from that of the index.

(6) The ex-post tracking error for the Fund as against the Index annualised for the 3 years to 31 December 2018 was 0.17%. Tracking error shows how closely a fund follows the index to which it is being compared. It is the standard deviation of the fund's excess returns. The higher the fund's tracking error, the higher the variability of fund returns around the market index. A 3 year annualised figure, based on 36 month-end data points, is used in order to be regarded as more statistically valid. It is not a guide to future performance.

** Based on an informal month-end revaluation of the Fund at market close on a similar basis to that of the Index. This informal revaluation is not carried out on the same way as the valuation of Shares in the Fund, as set in Appendix 4 e.g. no Fair Value or Price Adjustment Policy is applied. Investors cannot subscribe or redeem Shares on the basis of this informal revaluation. This is because the ex-post tracking error calculated based on the Fund's midday valuation may appear to be higher, but this does not provide a true reflection of the way in which the Fund is managed. See (4) Valuation timing.*

(7) The ACD expects that the Ongoing Charges Figure ("OCF") of each class of the Fidelity Index funds will normally equal the annual rate of the management charge. This is because the expenses that form the basis of the OCF[1] calculation, including, audit, depositary, legal and regulatory fees, will be paid out of the management charge.

[1]The OCF does not include costs incurred by a fund in connection with transactions on its portfolio (for example: brokerage fees, taxes and linked charges), interest on borrowings, and payments incurred because of financial instruments.

(8) *Certain historic savings plan arrangements may still levy an ACD's preliminary charge, depending on the terms applicable to those arrangements.

(9) The Fund employs the commitment approach to measure its global exposure.

(10) The Index is provided by an administrator included in the ESMA Benchmark Register.

Fidelity Index Pacific ex Japan Fund

Investment Objective

The Fund aims to track the performance of the MSCI Pacific ex Japan (Net Total Return Index) (before fees and expenses are applied) thereby seeking to increase the value of your investment over a period of 5 years or more. The performance of the Fund is unlikely to track the performance of the index precisely. Examples of tracking difference are explained in the Prospectus Notes below and the KIID.

Investment Policy

The Fund uses an 'index tracking' (also known as 'passive') investment management approach whereby it aims to replicate the composition of the index. However, for practical reasons and/or to reduce the dealing costs of the Fund, it may not invest in every company share in the index or at its weighting within the index.

As well as investing directly in company shares, the Fund will achieve exposure indirectly through the use of derivatives for efficient portfolio management purposes, for example, at the time of cash inflows to remain fully invested or to reduce transaction costs. In order to manage the cash position, the Fund may invest in collective investment schemes (such as liquidity Funds), including those managed by Fidelity, money market instruments, cash and deposits.

Performance Benchmark

Many funds sold in the UK are grouped into sectors by the Investment Association (the trade body that represents UK Investment Managers), to facilitate comparison between funds with broadly similar characteristics. This Fund is classified in the IA Asia Pacific excluding Japan sector. Performance data on funds within this sector may be prepared and published by data providers and will be used when evaluating the performance of this Fund. The IA sector most closely reflects the combination of assets in the Fund. For taxation reasons the Fund's performance can also be compared to the MSCI Pacific ex Japan (Gross Total Return) Index.

Classes of Shares	F Accumulation Shares P Accumulation Shares P Income Shares
Currency of Denomination	Pounds Sterling
Minimum Initial Investment	£5,000,000 – F Shares £500 (or £50 per month under regular savings plan) – P Shares
Minimum Subsequent Investment	£100,000 – F Shares £250 – P Shares
Minimum Withdrawal	£100,000 – F Shares None providing minimum holding remains – P Shares
Minimum Holding	£5,000,000 – F Shares £500 (except for regular savings plans – no minimum holding) – P Shares
ACD's Preliminary Charge	7% – F Shares None* – P Shares
Investment Management Charge	0.11% per annum – F Shares 0.13% per annum – P Shares
ACD's Service Charge	None
ACD's Registrar Charge	None
Annual Accounting Date	The last day of February
Half-yearly Accounting Date	31 August
Interim Accounting Dates	31 May, 30 November

Annual Income Allocation Date	30 April
Interim Income Allocation Dates	N/A – Accumulation Shares 31 July, 31 October and 31 January – Income Shares
Grouping Periods for Income Equalisation	Annual accounting periods – Accumulation Shares Quarterly interim accounting periods – Income Shares
Annual Report published by	30 June
Interim Report published by	31 October

Performance of the Fund

Annual total return (full calendar years) 2015 to 2019

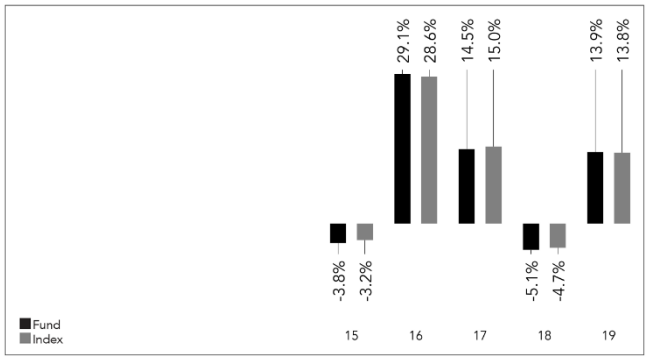

Average annual return to 31.12.19 (3Y, 5Y)

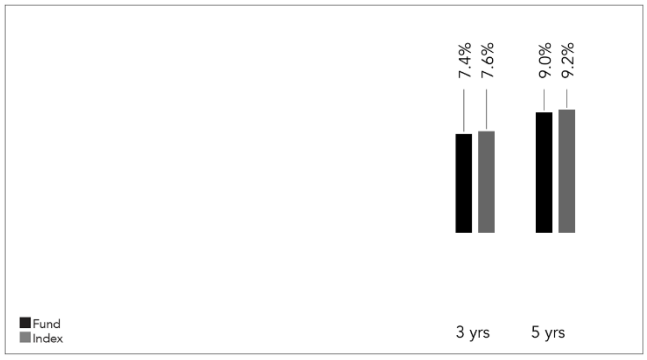

Notes

(1) Basis of calculation: NAV to NAV with income reinvested to 31 December 2019, net of tax and annual charges but excluding preliminary charges. More recent past performance information is available from the ACD on request.

(2) Potential investors are warned that past performance should not be seen as an indication of future performance and cannot in any way provide a guarantee of future returns. The value of investments and income from them can go down as well as up, and investors may not get back the original amount invested.

(3) THIS FUND IS NOT SPONSORED, ENDORSED, SOLD OR PROMOTED BY MSCI INC. ("MSCI"), ANY OF ITS AFFILIATES, ANY OF ITS INFORMATION PROVIDERS OR ANY OTHER THIRD PARTY INVOLVED IN, OR RELATED TO, COMPILING, COMPUTING OR CREATING ANY MSCI INDEX (COLLECTIVELY, THE "MSCI PARTIES"). THE MSCI INDEXES ARE THE EXCLUSIVE PROPERTY OF MSCI. MSCI AND THE MSCI INDEX NAME ARE SERVICE MARK(S) OF MSCI OR ITS AFFILIATES AND HAVE BEEN LICENSED FOR USE FOR CERTAIN PURPOSES BY FIDELITY. NONE OF THE MSCI PARTIES MAKES ANY REPRESENTATION OR WARRANTY, EXPRESS OR IMPLIED, TO THE ISSUER OR OWNERS OF THIS FUND OR ANY OTHER PERSON OR ENTITY REGARDING THE ADVISABILITY OF INVESTING IN FUNDS GENERALLY OR IN THIS FUND PARTICULARLY OR THE ABILITY OF ANY MSCI INDEX TO TRACK

CORRESPONDING STOCK MARKET PERFORMANCE. MSCI OR ITS AFFILIATES ARE THE LICENSORS OF CERTAIN TRADEMARKS, SERVICE MARKS, AND TRADE NAMES AND OF THE MSCI INDEXES WHICH ARE DETERMINED, COMPOSED AND CALCULATED BY MSCI WITHOUT REGARD TO THIS FUND OR THE ISSUER AND OWNERS OF THIS FUND OR ANY OTHER PERSON OR ENTITY. NONE OF THE MSCI PARTIES HAS ANY OBLIGATION TO TAKE THE NEEDS OF THE ISSUER OR OWNERS OF THIS FUND OR ANY OTHER PERSON OR ENTITY INTO CONSIDERATION IN DETERMINING, COMPOSING, OR CALCULATING THE MSCI INDEXES. NONE OF THE MSCI PARTIES IS RESPONSIBLE FOR OR HAS PARTICIPATED IN THE DETERMINATION OF THE TIMING OF, PRICES AT, OR QUANTITIES OF THIS FUND TO BE ISSUED OR IN THE DETERMINATION OR CALCULATION OF THE EQUATION BY OR THE CONSIDERATION INTO WHICH THIS FUND IS REDEEMABLE. FURTHER, NONE OF THE MSCI PARTIES HAS ANY OBLIGATION OR LIABILITY TO THE ISSUER OR OWNERS OF THIS FUND OR ANY OTHER PERSON OR ENTITY IN CONNECTION WITH THE ADMINISTRATION, MARKETING OR OFFERING OF THIS FUND.

ALTHOUGH MSCI SHALL OBTAIN INFORMATION FOR INCLUSION IN OR FOR USE IN THE CALCULATION OF THE MSCI INDEXES FROM SOURCES THAT MSCI CONSIDERS RELIABLE, NONE OF THE MSCI PARTIES WARRANTS OR GUARANTEES THE ORIGINALITY, ACCURACY AND/OR COMPLETENESS OF ANY MSCI INDEX OR ANY DATA INCLUDED THEREIN. NONE OF THE MSCI PARTIES MAKES ANY WARRANTY, EXPRESS OR IMPLIED, AS TO THE RESULTS TO BE OBTAINED BY THE ISSUER OF THIS FUND, OWNERS OF THE FUND, OR ANY OTHER PERSON OR ENTITY, FROM THE USE OF ANY MSCI INDEX OR ANY DATA INCLUDED THEREIN. NONE OF THE MSCI PARTIES SHALL HAVE ANY LIABILITY FOR ANY ERRORS, OMISSIONS OR INTERRUPTIONS OF OR IN CONNECTION WITH ANY MSCI INDEX OR ANY DATA INCLUDED THEREIN. FURTHER, NONE OF THE MSCI PARTIES MAKES ANY EXPRESS OR IMPLIED WARRANTIES OF ANY KIND, AND THE MSCI PARTIES HEREBY EXPRESSLY DISCLAIM ALL WARRANTIES OF MERCHANTABILITY AND FITNESS FOR A PARTICULAR PURPOSE, WITH RESPECT TO EACH MSCI INDEX AND ANY DATA INCLUDED THEREIN. WITHOUT LIMITING ANY OF THE FOREGOING, IN NO EVENT SHALL ANY OF THE MSCI PARTIES HAVE ANY LIABILITY FOR ANY DIRECT, INDIRECT, SPECIAL, PUNITIVE, CONSEQUENTIAL OR ANY OTHER DAMAGES (INCLUDING LOST PROFITS) EVEN IF NOTIFIED OF THE POSSIBILITY OF SUCH DAMAGES.

(4) Further information on the Index including its composition can be found at www.msci.com.

(5) Factors likely to affect the ability of the Fund to track the performance of the Index:

Valuation timing – The Fund is priced at midday UK time, and the Index is priced when global stock markets close. This can cause apparent differences in the Fund's performance and tracking error against the Index.

Fees – the Fund aims to track the performance of the Index before the management fees and other fees are deducted, which will produce a deviation in Fund performance from that of the Index.

Taxation – the Fund is subject to taxation that the Index is not, for example, UK Corporation Tax. The level of withholding taxes in the Fund may also be different versus the Index.

Transaction costs – the purchase and sale of stocks for the Fund will incur commissions, trade settlement costs, and other related exchange/regulator/government fees where applicable. Index futures may be used to manage cashflows and thereby reduce transaction costs to minimise the impact of the performance of the Fund as against that of the Index. The Price Adjustment Policy will also reduce the impact of transaction costs, though if a dilution adjustment is made at the start or end of a period over which performance is being measured, this will produce a deviation in fund performance from that of the index.

(6) The ex-post tracking error for the Fund as against the Index annualised for the 3 years to 31 December 2018 was 0.09%*. Tracking error shows how closely a fund follows the index to which it is being compared. It is the standard deviation of the fund's excess returns. The higher the fund's tracking error, the higher the variability of fund returns around the market index. A 3 year annualised figure, based on 36 month-end data points, is used in order to be regarded as more statistically valid. It is not a guide to future performance.

** Based on an informal month-end revaluation of the Fund at market close on a similar basis to that of the Index. This informal revaluation is not carried out on the same way as the valuation of Shares in the Fund, as set in Appendix 4 e.g. no Fair Value or Price Adjustment Policy is applied. Investors cannot subscribe or redeem Shares on the basis of this informal revaluation. This is because the ex-post tracking error calculated based on the Fund's midday valuation may appear to be higher, but this does not provide a true reflection of the way in which the Fund is managed. See (4) Valuation timing.*

(7) The ACD expects that the Ongoing Charges Figure ("OCF") of each class of the Fidelity Index funds will normally equal the annual rate of the management charge. This is because the expenses that form the basis of the OCF[1] calculation, including, audit, depositary, legal and regulatory fees, will be paid out of the management charge.

[1]The OCF does not include costs incurred by a fund in connection with transactions on its portfolio (for example: brokerage fees, taxes and linked charges), interest on borrowings, and payments incurred because of financial instruments.

(8) *Certain historic savings plan arrangements may still levy an ACD's preliminary charge, depending on the terms applicable to those arrangements.

(9) The Fund employs the commitment approach to measure its global exposure.

(10) The Index is provided by an administrator included in the ESMA Benchmark Register.

Fidelity Index UK Fund

Investment Objective

The Fund aims to track the performance of the FTSE All-Share Mid-day (Gross Total Return) Index (before fees and expenses are applied) thereby seeking to increase the value of your investment over a period of 5 years or more. The Mid-day (Gross Total Return) index is a customised variant designed and maintained by FTSE, for alignment with this Fund's UK mid-day valuation point. The performance of the Fund is unlikely to track the performance of the index precisely. Examples of tracking difference are explained in the Prospectus Notes below and the KIID.

Investment Policy

The Fund uses an 'index tracking' (also known as 'passive') investment management approach whereby it aims to replicate the composition of the index. However, for practical reasons and/or to reduce the dealing costs of the Fund, it may not invest in every company share in the index or at its weighting within the index.

As well as investing directly in company shares, the Fund will achieve exposure indirectly through the use of derivatives for efficient portfolio management purposes, for example, at the time of cash inflows to remain fully invested or to reduce transaction costs. In order to manage the cash position, the Fund may invest in collective investment schemes (such as liquidity Funds), including those managed by Fidelity, money market instruments, cash and deposits.

Performance Benchmark

Many funds sold in the UK are grouped into sectors by the Investment Association (the trade body that represents UK Investment Managers), to facilitate comparison between funds with broadly similar characteristics. This Fund is classified in the IA UK All Companies sector. Performance data on funds within this sector may be prepared and published by data providers and will be used when evaluating the performance of this Fund. The IA sector most closely reflects the combination of assets in the Fund.

Class of Shares	A Accumulation Shares F Accumulation Shares P Accumulation Shares P Income Shares
Currency of Denomination	Pounds Sterling
Minimum Initial Investment	£500 (or £50 per month under regular savings plan) – A Shares, I Shares (investors through a Fidelity distributor where platform fees are payable, only), P Shares £5,000,000 – F Shares
Minimum Subsequent Investment	£250 – A Shares, P Shares £100,000 – F Shares
Minimum Withdrawal	None, provided minimum holding remains – A Shares, I Shares (investors through a Fidelity distributor where platform fees are payable, only) £100,000 – F Shares
Minimum Holding	£500 (except for regular savings plans – no minimum holding) – A Shares, P Shares £5,000,000 – F Shares
ACD's Preliminary Charge	None* – A Shares, P Shares 7% – F Shares
Investment Management Charge	0.30% per annum – A Shares 0.05% per annum – F Shares 0.06% per annum – P Shares
ACD's Service Charge	None

ACD's Registrar Charge	None
Annual Accounting Date	The last day of February
Half-yearly Accounting Date	31 August
Interim Accounting Dates	31 May, 30 November
Annual Income Allocation Date	30 April
Interim Income Allocation Dates	N/A – Accumulation Shares 31 July, 31 October and 31 January – Income Shares
Grouping Periods for Income Equalisation	Annual accounting periods – Accumulation Shares Quarterly interim accounting periods – Income Shares
Annual Report published by	30 June
Interim Report published by	31 October

Performance of the Fund

Annual total return (full calendar years) 2010 to 2019

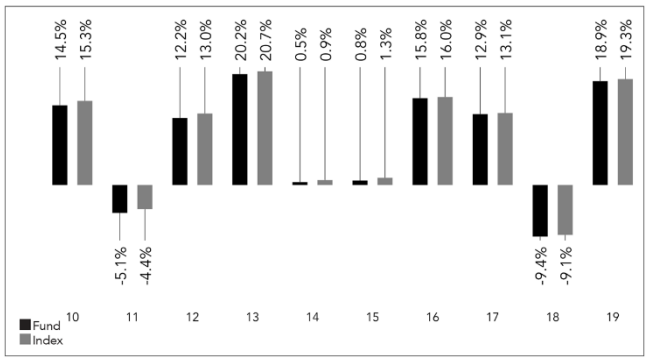

Average annual return to 31.12.19 (3Y, 5Y, 10Y)

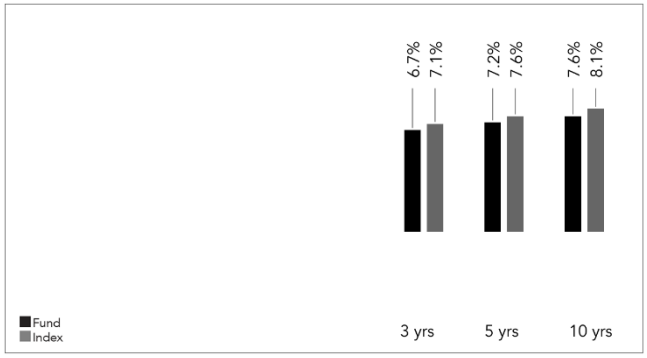

Notes

(1) Basis of calculation: NAV to NAV with income reinvested to 31 December 2019, net of tax and annual charges but excluding any preliminary charges. More recent past performance information is available from the ACD on request.

(2) Potential investors are warned that past performance should not be seen as an indication of future performance and cannot in any way provide a guarantee of future returns. The value of investments and income from them can go down as well as up, and investors may not get back the original amount invested.

(3) Further information on the Index including its composition can be found at www.ftserussell.com.

(4) Factors likely to affect the ability of the Fund to track the performance of the Index:

Fees – the Fund aims to track the performance of the Index before the management fees and other fees are deducted, which will produce a deviation in Fund performance from that of the Index.

Taxation – the Fund is subject to taxation that the Index is not, for example, UK Corporation Tax.

Transaction costs – the purchase and sale of stocks for the Fund will incur commissions, trade settlement costs and stamp duty. Index futures may be used to manage cashflows and thereby reduce transaction costs to minimise the impact of the performance of the Fund as against that of the Index. The Price Adjustment Policy will also reduce the impact of transaction costs, though if a dilution adjustment is made at the start or end of a period over which performance is being measured, this will produce a deviation in fund performance from that of the index.

(5) The ex-post tracking error for the Fund as against the FTSE All Share (Gross Total Return) Index annualised for the 3 years to 31 December 2018 was 0.07%. Tracking error shows how closely a fund follows the index to which it is being compared. It is the standard deviation of the fund's excess returns. The higher the fund's tracking error, the higher the variability of fund returns around the market index. A 3 year annualised figure, based on 36 month-end data points, is used in order to be regarded as more statistically valid. It is not a guide to future performance.

** Based on an informal month-end revaluation of the Fund at market close on a similar basis to that of the Index. This informal revaluation is not carried out on the same way as the valuation of Shares in the Fund, as set in Appendix 4 e.g. no Fair Value or Price Adjustment Policy is applied. Investors cannot subscribe or redeem Shares on the basis of this informal revaluation. This is because the ex-post tracking error calculated based on the Fund's midday valuation may appear to be higher, but this does not provide a true reflection of the way in which the Fund is managed. See (4) Valuation timing.*

(6) The ACD expects that the Ongoing Charges Figure ("OCF") of each class of the Fidelity Index funds will normally equal the annual rate of the management charge. This is because the expenses that form the basis of the OCF[1] calculation, including, audit, depositary, legal and regulatory fees, will be paid out of the management charge.

[1]The OCF does not include costs incurred by a fund in connection with transactions on its portfolio (for example: brokerage fees, taxes and linked charges), interest on borrowings, and payments incurred because of financial instruments.

(7) *Certain historic savings plan arrangements may still levy an ACD's preliminary charge, depending on the terms applicable to those arrangements.

(8) The Fund employs the commitment approach to measure its global exposure.

(9) The Index is provided by an administrator included in the ESMA Benchmark Register.

Fidelity Index US Fund

Investment Objective

The Fund aims to track the performance of the S&P 500 (NUK) Index (before fees and expenses are applied) thereby seeking to increase the value of your investment over a period of 5 years or more. NUK means Net Total Return (WHT 15%). NUK is a customised index variant, designed and maintained by S&P, which aligns more closely with this Fund's withholding tax treatment. The performance of the Fund is unlikely to track the performance of the index precisely. Examples of tracking difference are explained in the Prospectus Notes below and the KIID.

Investment Policy

The Fund uses an 'index tracking' (also known as 'passive') investment management approach whereby it aims to replicate the composition of the index. However, for practical reasons and/or to reduce the dealing costs of the Fund, it may not invest in every company share in the index or at its weighting within the index.

As well as investing directly in company shares, the Fund will achieve exposure indirectly through the use of derivatives for efficient portfolio management purposes, for example, at the time of cash inflows to remain fully invested or to reduce transaction costs. In order to manage the cash position, the Fund may invest in collective investment schemes (such as liquidity Funds), including those managed by Fidelity, money market instruments, cash and deposits.

Performance Benchmark

Many funds sold in the UK are grouped into sectors by the Investment Association (the trade body that represents UK Investment Managers), to facilitate comparison between funds with broadly similar characteristics. This Fund is classified in the IA North America sector. Performance data on funds within this sector may be prepared and published by data providers and will be used when evaluating the performance of this Fund. The IA sector most closely reflects the combination of assets in the Fund. For taxation reasons the Fund's performance can also be compared to the S&P 500 (Net Total Return) Index or the S&P 500 (Gross total Return) Index.

For the purposes of performance comparison, the following Index variants are used: Unhedged Share Classes – S&P 500 (NUK) Index: Hedged Share Classes – S&P 500 GBP Hedged Net Total Return (WHT 15%) Index, which Fidelity will refer to as S&P 500 GBP Hedged (NUK) Index. NUK is a net total return index variant reflecting dividend reinvestment after the deduction of 15% withholding tax on US equity dividends, which aligns more closely with this Fund's withholding tax treatment. For the avoidance of doubt the example performance tables below refer to the S&P 500 (NUK) Index.

Classes of Shares	A Accumulation Shares F Accumulation Shares P Accumulation Shares P Income Shares P Accumulation hedged Shares
Currency of Denomination	Pounds Sterling
Minimum Initial Investment	£500 (or £50 per month under regular savings plan) – A Shares, P Shares, P Accumulation hedged Shares £5,000,000 – F Shares
Minimum Subsequent Investment	£250 – A Shares, P Shares, P hedged Shares £100,000 – F Shares
Minimum Withdrawal	None, provided minimum holding remains – A Shares, P Shares, P hedged Shares £100,000 – F Shares
Minimum Holding	£500 (except for regular savings plans – no minimum holding) – A Shares, P Shares, P hedged Shares £5,000,000 – F Shares

ACD's Preliminary Charge	None* – A Shares, P Shares, P hedged Shares 7% – F Shares
Investment Management Charge	0.30% per annum – A Shares 0.04% per annum – F Shares 0.06% per annum – P Shares 0.15% per annum – P hedged Shares
ACD's Service Charge	None
ACD's Registrar Charge	None
ACD's Currency Hedging Charge	None
Annual Accounting Date	The last day of February
Half-yearly Accounting Date	31 August
Interim Accounting Dates	31 May, 30 November
Annual Income Allocation Date	30 April
Interim Income Allocation Dates	N/A – Accumulation Shares 31 July, 31 October and 31 January – Income Shares
Grouping Periods for Income Equalisation	Annual accounting periods – Accumulation Shares Quarterly interim accounting periods – Income Shares
Annual Report published by	30 June
Interim Report published by	31 October

Performance of the Fund

Annual total return (full calendar years) 2013 to 2019

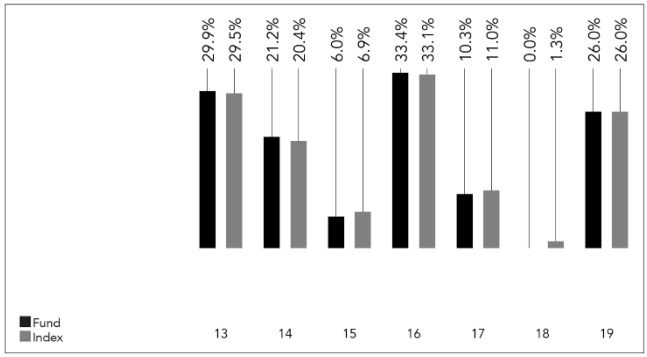

Average annual return to 31.12.1 (3Y, 5Y)

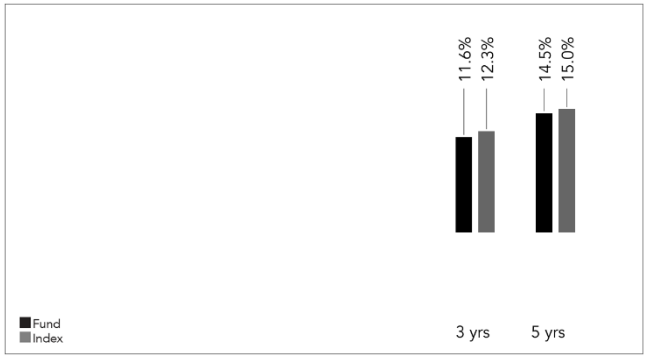

Notes

(1) Past performance information is not available before 2013.

(2) Basis of calculation: NAV to NAV with income reinvested to 31 December 2019, net of tax and annual charges but excluding preliminary charges. More recent past performance information is available from the ACD on request.

(3) "S&P® and S&P 500® are registered trademarks of Standard & Poor's Financial Services LLC ("S&P") and Dow Jones® is a registered trademark of Dow Jones Trademark Holdings LLC ("Dow Jones"). These trademarks have been licensed for use by S&P Dow Jones Indices LLC ("SPDJI") and, in some cases, sublicensed to Fidelity. The S&P 500® NUK (the "Index") is a product of SPDJI and/or affiliates and has been licensed for use by Fidelity. NUK means Net Total Return (WHT 15%).

The Fund is not sponsored, endorsed, sold or promoted by SPDJI, Dow Jones, S&P, any of their respective affiliates or their third party licensors (collectively, "SPDJI Entities"). SPDJI Entities make no representation or warranty, express or implied, to the owners of the Fund or any member of the public regarding the advisability of investing in securities generally or in the Fund particularly or the ability of the Index to track general market performance. SPDJI Entities' only relationship to Fidelity with respect to the Index is the licensing of the Index and certain trademarks, service marks and/or trade names of SPDJI Entities. The Index is determined, composed and calculated by SPDJI Entities without regard to Fidelity or the Fund. SPDJI Entities have no obligation to take the needs of Fidelity or the owners of the Fund into consideration in determining, composing or calculating the Index. SPDJI Entities are not responsible for and have not participated in the determination of the prices, and amount of the Fund or the timing of the issuance or sale of the Fund or in the determination or calculation of the equation by which the Fund is to be redeemed. SPDJI Entities have no obligation or liability in connection with the administration, marketing or trading of the Fund. There is no assurance that investment products based on the Index will accurately track index performance or provide positive investment returns. S&P Dow Jones Indices LLC is not an investment advisor. Inclusion of a security within the Index is not a recommendation by SPDJI Entities to buy, sell, or hold such security, nor is it considered to be investment advice.

SPDJI ENTITIES DO NOT GUARANTEE THE ADEQUACY, ACCURACY, TIMELINESS AND/OR THE COMPLETENESS OF THE INDEX OR ANY DATA RELATED THERETO OR ANY COMMUNICATION, INCLUDING BUT NOT LIMITED TO, ORAL OR WRITTEN COMMUNICATION (INCLUDING ELECTRONIC COMMUNICATIONS) WITH RESPECT THERETO. SPDJI ENTITIES SHALL NOT BE SUBJECT TO ANY DAMAGES OR LIABILITY FOR ANY ERRORS, OMISSIONS, OR DELAYS THEREIN. SPDJI ENTITIES MAKES NO EXPRESS OR IMPLIED WARRANTIES, AND EXPRESSLY DISCLAIMS ALL WARRANTIES, OF MERCHANTABILITY OR FITNESS FOR A PARTICULAR PURPOSE OR USE OR AS TO RESULTS TO BE OBTAINED BY FIDELITY, OWNERS OF THE FUND, OR ANY OTHER PERSON OR ENTITY FROM THE USE OF THE INDEX OR WITH RESPECT TO ANY DATA RELATED THERETO. WITHOUT LIMITING ANY OF THE FOREGOING, IN NO EVENT WHATSOEVER SHALL SPDJI ENTITIES BE LIABLE FOR ANY INDIRECT, SPECIAL, INCIDENTAL, PUNITIVE, OR CONSEQUENTIAL DAMAGES INCLUDING BUT NOT LIMITED TO, LOSS OF PROFITS, TRADING LOSSES, LOST TIME OR GOODWILL, EVEN IF THEY HAVE BEEN ADVISED OF THE POSSIBLITY OF SUCH DAMAGES, WHETHER IN CONTRACT, TORT, STRICT LIABILITY, OR OTHERWISE. THERE ARE NO THIRD PARTY BENEFICIARIES OF ANY AGREEMENTS OR ARRANGEMENTS BETWEEN SPDJI AND FIDELITY, OTHER THAN THE LICENSORS OF SPDJI AND ITS AFFILIATES."

(4) Further information on the S&P 500 Index including its composition can be found at www.standardandpoors.com.

(5) Factors likely to affect the ability of the Fund to track the performance of the Index:

Valuation timing – the Fund is priced at midday UK time, and the Index is priced when US stock markets close. This can cause apparent differences in the Fund's performance and tracking error against the Index.

Fees – the Fund aims to track the performance of the Index before the management fees and other fees are deducted, which will produce a deviation in Fund performance from that of the Index.

Taxation – the Fund is subject to taxation that the Index is not, for example, UK Corporation Tax. The level of withholding taxes in the Fund may also be different versus the Index.

Transaction costs – the purchase and sale of stocks for the Fund will incur commissions, trade settlement costs and other related exchange/regulator/government fees where applicable. Index futures may be used to manage cashflows and thereby reduce transaction costs to minimise the impact of the performance of the Fund as against that of the Index. The Price Adjustment Policy will also reduce the impact of transaction costs, though if a dilution adjustment is made at the start or end of a period over which performance is being measured, this will produce a deviation in fund performance from that of the index.

(6) The ex-post tracking error for the Fund as against the Index annualised for the 3 years to 31 December 2018 was 0.04%*. Tracking error shows how closely a fund follows the index to which it is being compared. It is the standard deviation of the fund's excess returns. The higher the fund's tracking error, the higher the variability of fund returns around the market index. A 3 year annualised figure, based on 36 month-end data points, is used in order to be regarded as more statistically valid. It is not a guide to future performance.

* *Based on an informal month-end revaluation of the Fund at market close on a similar basis to that of the Index. This informal revaluation is not carried out on the same way as the valuation of Shares in the Fund, as set in Appendix 4 e.g. no Fair Value or Price Adjustment Policy is applied. Investors cannot subscribe or redeem Shares on the basis of this informal revaluation. This is because the ex-post tracking error calculated based on the Fund's midday valuation may appear to be higher, but this does not provide a true reflection of the way in which the Fund is managed. See (4) Valuation timing.*

(7) The ACD expects that the Ongoing Charges Figure ("OCF") of each class of the Fidelity Index funds will normally equal the annual rate of the management charge. This is because the expenses that form the basis of the OCF[1] calculation, including, audit, depositary, legal and regulatory fees, will be paid out of the management charge.

[1]The OCF does not include costs incurred by a fund in connection with transactions on its portfolio (for example: brokerage fees, taxes and linked charges), interest on borrowings, and payments incurred because of financial instruments.

(8) *Certain historic savings plan arrangements may still levy an ACD's preliminary charge, depending on the terms applicable to those arrangements.

(9) The Fund employs the commitment approach to measure its global exposure.

(10) The Index is provided by an administrator included in the ESMA Benchmark Register.

(11) P Accumulation hedged Shares aim to hedge the underlying currency effects at an individual security level to reduce currency risk. For further details as to the hedging methodology see under Shares – Currency Hedged Share Classes.

Fidelity Index World Fund

Investment Objective

The Fund aims to track the performance of the MSCI World (Net Total Return) Index (before fees and expenses are applied) thereby seeking to increase the value of your investment over a period of 5 years or more. The performance of the Fund is unlikely to track the performance of the index precisely. Examples of tracking difference are explained in the Prospectus Notes below and the KIID.

Investment Policy

The Fund uses an 'index tracking' (also known as 'passive') investment management approach whereby it aims to replicate the composition of the index. However, for practical reasons and/or to reduce the dealing costs of the Fund, it may not invest in every company share in the index or at its weighting within the index.

As well as investing directly in company shares, the Fund will achieve exposure indirectly through the use of derivatives for efficient portfolio management purposes, for example, at the time of cash inflows to remain fully invested or to reduce transaction costs. In order to manage the cash position, the Fund may invest in collective investment schemes (such as liquidity Funds), including those managed by Fidelity, money market instruments, cash and deposits.

Performance Benchmark

Many funds sold in the UK are grouped into sectors by the Investment Association (the trade body that represents UK Investment Managers), to facilitate comparison between funds with broadly similar characteristics. This Fund is classified in the IA Global sector. Performance data on funds within this sector may be prepared and published by data providers and will be used when evaluating the performance of this Fund. The IA sector most closely reflects the combination of assets in the Fund. For taxation reasons the Fund's performance can also be compared to the MSCI World (Gross Total Return) Index.

Classes of Shares	A Accumulation Shares F Accumulation Shares P Accumulation Shares P Income Shares
Currency of Denomination	Pounds Sterling
Minimum Initial Investment	£500 (or £50 per month under regular savings plan) – A Shares, P Shares £5,000,000 – F Shares
Minimum Subsequent Investment	£250 – A Shares, P Shares £100,000 – F Shares
Minimum Withdrawal	None, provided minimum holding remains – A Shares, P Shares £100,000 – F Shares
Minimum Holding	£500 (except for regular savings plans – no minimum holding) – A Shares, P Shares £5,000,000 – F Shares
ACD's Preliminary Charge	None* – A Shares, P Shares 7% – F Shares
Investment Management Charge	0.30% per annum – A Shares 0.08% per annum – F Shares 0.12% per annum – P Shares
ACD's Service Charge	None
ACD's Registrar Charge	None

Annual Accounting Date	The last day of February
Half-yearly Accounting Date	31 August
Interim Accounting Dates	31 May, 30 November
Annual Income Allocation Date	30 April
Interim Income Allocation Dates	N/A – Accumulation Shares 31 July, 31 October and 31 January – Income Shares
Grouping Periods for Income Equalisation	Annual accounting periods – Accumulation Shares Quarterly interim accounting periods – Income Shares
Annual Report published by	30 June
Interim Report published by	31 October

Performance of the Fund

Annual total return (full calendar years) 2013 to 2019

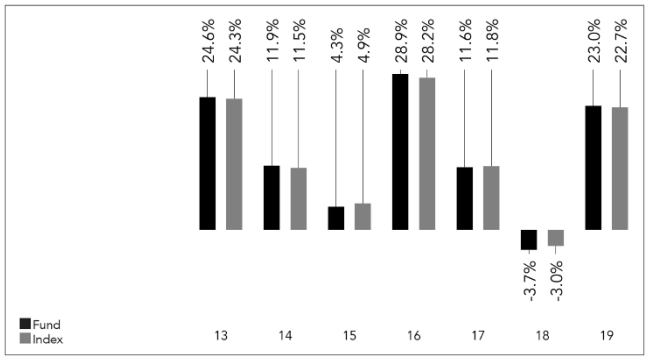

Average annual return to 31.12.19 (3Y, 5Y)

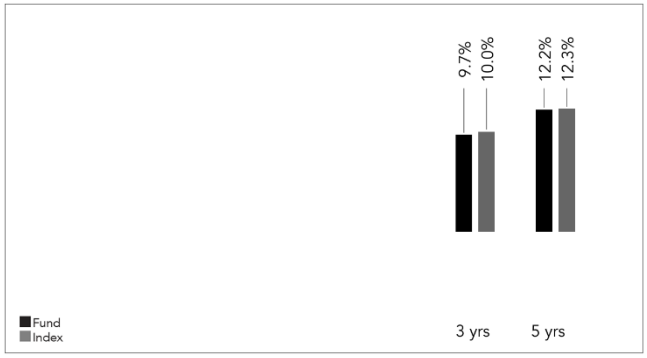

Notes

(1) Past performance information is not available before 2013.

(2) Basis of calculation: NAV to NAV with income reinvested to 31 December 2019, net of tax and annual charges but excluding preliminary charges. More recent past performance information is available from the ACD on request.

(3) THIS FUND IS NOT SPONSORED, ENDORSED, SOLD OR PROMOTED BY MSCI INC. ("MSCI"), ANY OF ITS AFFILIATES, ANY OF ITS INFORMATION PROVIDERS OR ANY OTHER THIRD PARTY INVOLVED IN, OR RELATED TO, COMPILING, COMPUTING OR CREATING ANY MSCI INDEX (COLLECTIVELY, THE "MSCI PARTIES"). THE MSCI INDEXES ARE THE EXCLUSIVE PROPERTY OF MSCI. MSCI AND THE MSCI INDEX NAME ARE SERVICE MARK(S) OF MSCI OR ITS AFFILIATES AND HAVE BEEN LICENSED FOR USE FOR CERTAIN PURPOSES BY FIDELITY. NONE OF THE MSCI PARTIES MAKES ANY REPRESENTATION OR WARRANTY, EXPRESS OR IMPLIED, TO THE ISSUER OR OWNERS OF THIS FUND OR ANY OTHER PERSON OR ENTITY REGARDING THE ADVISABILITY OF INVESTING IN FUNDS GENERALLY OR IN THIS

FUND PARTICULARLY OR THE ABILITY OF ANY MSCI INDEX TO TRACK CORRESPONDING STOCK MARKET PERFORMANCE. MSCI OR ITS AFFILIATES ARE THE LICENSORS OF CERTAIN TRADEMARKS, SERVICE MARKS, AND TRADE NAMES AND OF THE MSCI INDEXES WHICH ARE DETERMINED, COMPOSED AND CALCULATED BY MSCI WITHOUT REGARD TO THIS FUND OR THE ISSUER AND OWNERS OF THIS FUND OR ANY OTHER PERSON OR ENTITY. NONE OF THE MSCI PARTIES HAS ANY OBLIGATION TO TAKE THE NEEDS OF THE ISSUER OR OWNERS OF THIS FUND OR ANY OTHER PERSON OR ENTITY INTO CONSIDERATION IN DETERMINING, COMPOSING, OR CALCULATING THE MSCI INDEXES. NONE OF THE MSCI PARTIES IS RESPONSIBLE FOR OR HAS PARTICIPATED IN THE DETERMINATION OF THE TIMING OF, PRICES AT, OR QUANTITIES OF THIS FUND TO BE ISSUED OR IN THE DETERMINATION OR CALCULATION OF THE EQUATION BY OR THE CONSIDERATION INTO WHICH THIS FUND IS REDEEMABLE. FURTHER, NONE OF THE MSCI PARTIES HAS ANY OBLIGATION OR LIABILITY TO THE ISSUER OR OWNERS OF THIS FUND OR ANY OTHER PERSON OR ENTITY IN CONNECTION WITH THE ADMINISTRATION, MARKETING OR OFFERING OF THIS FUND.

ALTHOUGH MSCI SHALL OBTAIN INFORMATION FOR INCLUSION IN OR FOR USE IN THE CALCULATION OF THE MSCI INDEXES FROM SOURCES THAT MSCI CONSIDERS RELIABLE, NONE OF THE MSCI PARTIES WARRANTS OR GUARANTEES THE ORIGINALITY, ACCURACY AND/OR COMPLETENESS OF ANY MSCI INDEX OR ANY DATA INCLUDED THEREIN. NONE OF THE MSCI PARTIES MAKES ANY WARRANTY, EXPRESS OR IMPLIED, AS TO THE RESULTS TO BE OBTAINED BY THE ISSUER OF THIS FUND, OWNERS OF THE FUND, OR ANY OTHER PERSON OR ENTITY, FROM THE USE OF ANY MSCI INDEX OR ANY DATA INCLUDED THEREIN. NONE OF THE MSCI PARTIES SHALL HAVE ANY LIABILITY FOR ANY ERRORS, OMISSIONS OR INTERRUPTIONS OF OR IN CONNECTION WITH ANY MSCI INDEX OR ANY DATA INCLUDED THEREIN. FURTHER, NONE OF THE MSCI PARTIES MAKES ANY EXPRESS OR IMPLIED WARRANTIES OF ANY KIND, AND THE MSCI PARTIES HEREBY EXPRESSLY DISCLAIM ALL WARRANTIES OF MERCHANTABILITY AND FITNESS FOR A PARTICULAR PURPOSE, WITH RESPECT TO EACH MSCI INDEX AND ANY DATA INCLUDED THEREIN. WITHOUT LIMITING ANY OF THE FOREGOING, IN NO EVENT SHALL ANY OF THE MSCI PARTIES HAVE ANY LIABILITY FOR ANY DIRECT, INDIRECT, SPECIAL, PUNITIVE, CONSEQUENTIAL OR ANY OTHER DAMAGES (INCLUDING LOST PROFITS) EVEN IF NOTIFIED OF THE POSSIBILITY OF SUCH DAMAGES.

(4) Further information on the Index including its composition can be found at www.msci.com.

(5) Factors likely to affect the ability of the Fund to track the performance of the Index:

Valuation timing – The Fund is priced at midday UK time, and the Index is priced when global stock markets close. This can cause apparent differences in the Fund's performance and tracking error against the Index.

Fees – the Fund aims to track the performance of the Index before the management fees and other fees are deducted, which will produce a deviation in Fund performance from that of the Index.

Taxation – the Fund is subject to taxation that the Index is not, for example, UK Corporation Tax. The level of withholding taxes in the Fund may also be different versus the Index.

Transaction costs – the purchase and sale of stocks for the Fund will incur commissions, trade settlement costs and other related exchange/regulator/government fees where applicable. Index futures may be used to manage cashflows and thereby reduce transaction costs to minimise the impact of the performance of the Fund as against that of the Index. The Price Adjustment Policy will also reduce the impact of transaction costs, though if a dilution adjustment is made at the start or end of a period over which performance is being measured, this will produce a deviation in fund performance from that of the index.

(6) The ex-post tracking error for the Fund as against the Index annualised for the 3 years to 31 December 2018 was 0.07%*. Tracking error shows how closely a fund follows the index to which it is being compared. It is the standard deviation of the fund's excess returns. The higher the fund's tracking error, the higher the variability of fund returns

around the market index. A 3 year annualised figure, based on 36 month-end data points, is used in order to be regarded as more statistically valid. It is not a guide to future performance.

** Based on an informal month-end revaluation of the Fund at market close on a similar basis to that of the Index. This informal revaluation is not carried out on the same way as the valuation of Shares in the Fund, as set in Appendix 4 e.g. no Fair Value or Price Adjustment Policy is applied. Investors cannot subscribe or redeem Shares on the basis of this informal revaluation. This is because the ex-post tracking error calculated based on the Fund's midday valuation may appear to be higher, but this does not provide a true reflection of the way in which the Fund is managed. See (4) Valuation timing.*

(7) The ACD expects that the Ongoing Charges Figure ("OCF") of each class of the Fidelity Index funds will normally equal the annual rate of the management charge. This is because the expenses that form the basis of the OCF1 calculation, including, audit, depositary, legal and regulatory fees, will be paid out of the management charge.

[1]The OCF does not include costs incurred by a fund in connection with transactions on its portfolio (for example: brokerage fees, taxes and linked charges), interest on borrowings, and payments incurred because of financial instruments.

(8) *Certain historic savings plan arrangements may still levy an ACD's preliminary charge, depending on the terms applicable to those arrangements.

(9) The Fund employs the commitment approach to measure its global exposure.

(10) The Index is provided by an administrator included in the ESMA Benchmark Register.

Fidelity Japan Fund

Investment Objective

The Fund aims to increase the value of your investment over a period of 5 years or more.

Investment Policy

The Fund will invest at least 70% in equities (and their related securities) of Japanese companies (those domiciled, incorporated or having significant business in Japan and those which are listed in Japan) and is not restricted in terms of size or industry. The Fund is actively managed without reference to a benchmark.

The Fund may also invest in other transferable securities, other collective investment schemes, money market instruments, cash and deposits and is also able to use derivatives for efficient portfolio management.

Performance Benchmark

The Fund's performance can be compared to the TOPIX (Tokyo Price Index) (Net Total Return) as the index constituents are representative of the type of companies the Fund invests in.

Many funds sold in the UK are grouped into sectors by the Investment Association (the trade body that represents UK Investment Managers), to facilitate comparison between funds with broadly similar characteristics. This Fund is classified in the IA Japan sector. Performance data on funds within this sector may be prepared and published by data providers and will be used when evaluating the performance of this Fund. The IA sector most closely reflects the combination of assets in the Fund.

Classes of Shares	A Accumulation Shares W Accumulation Shares
Currency of Denomination	Pounds Sterling
Minimum Initial Investment	£1,000 (or £50 per month under regular savings plan)
Minimum Subsequent Investment	£250
Minimum Withdrawal	None, provided minimum holding remains
Minimum Holding	£1,000 (except for regular savings plans – no minimum holding)
ACD's Preliminary Charge	None*
Investment Management Charge	1.5% per annum – A Shares 0.75% per annum – W Shares
ACD's Service Charge	0.05% per annum
ACD's Registrar Charge	0.10% per annum
Annual Accounting Date	The last day of February
Half-yearly Accounting Date	31 August
Annual Income Allocation Date	30 April
Interim Income Allocation Date	None
Grouping Periods for Income Equalisation	Annual accounting periods
Annual Report published by	30 June
Interim Report published by	31 October

Performance of the Fund

Annual total return (full calendar years) 2010 to 2019

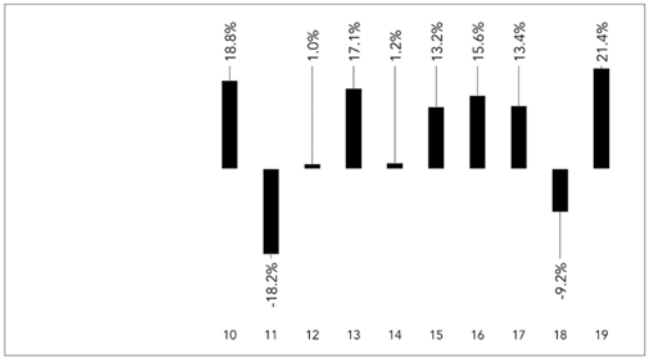

Average annual return to 31.12.19 (3Y, 5Y, 10Y)

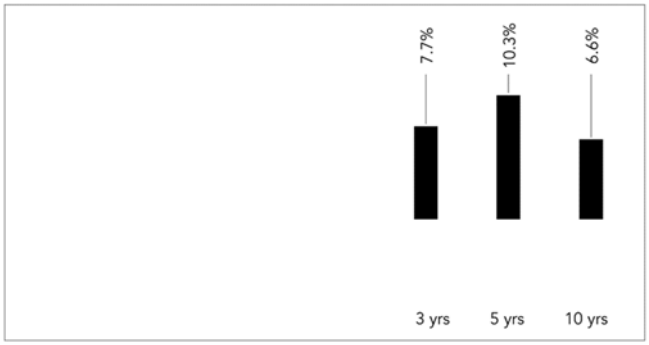

Notes

(1) Basis of calculation: NAV to NAV with income reinvested to 31 December 2019, net of tax and annual charges but excluding preliminary charges. More recent past performance information is available from the ACD on request.

(2) Potential investors are warned that past performance should not be seen as an indication of future performance and cannot in any way provide a guarantee of future returns. The value of investments and income from them can go down as well as up, and investors may not get back the original amount invested.

(3) *Certain historic savings plan arrangements may still levy an ACD's preliminary charge, depending on the terms applicable to those arrangements.

(4) The Fund employs the commitment approach to measure its global exposure.

Fidelity Japan Smaller Companies Fund

Investment Objective

The Fund aims to increase the value of your investment over a period of 5 years or more.

Investment Policy

The Fund will invest at least 70% in equities (and their related securities) of medium and smaller sized* Japanese companies (those domiciled, incorporated or having significant business in Japan and those which are listed in Japan). The investment manager is not restricted in their choice of company by either size or industry.

The Fund is actively managed. The Investment Manager identifies suitable opportunities for the Fund utilising in-house research and investment capabilities.

The Investment Manager will, when selecting investments for the Fund and for the purposes of monitoring risk, consider the Russell/Nomura Mid Small Cap Japan Index. However, the Investment Manager has a wide degree of freedom relative to the index and may take larger, or smaller, positions in companies, and/or may invest outside the index, to take advantage of investment opportunities. This means the Fund's investments and therefore performance may vary significantly from the index.

The Fund may also invest into other transferable securities, collective investment schemes, money market instruments, cash and deposits and is also able to use derivatives for efficient portfolio management.

*as defined by the market cap range of the index

Performance Benchmark

The Fund's performance can be compared to the Russell/Nomura Mid Small Cap Japan (Net Total Return) Index as the index constituents are representative of the type of companies the Fund invests in.

Many funds sold in the UK are grouped into sectors by the Investment Association (the trade body that represents UK Investment Managers), to facilitate comparison between funds with broadly similar characteristics. This Fund is classified in the IA Japan sector. Performance data on funds within this sector may be prepared and published by data providers and will be used when evaluating the performance of this Fund. The IA sector most closely reflects the combination of assets in the Fund.

Classes of Shares	A Accumulation Shares W Accumulation Shares
Currency of Denomination	Pounds Sterling
Minimum Initial Investment	£1,000 (or £50 per month under regular savings plan)
Minimum Subsequent Investment	£250
Minimum Withdrawal	None, provided minimum holding remains
Minimum Holding	£1,000 (except for regular savings plans – no minimum holding)
ACD's Preliminary Charge	None*
Investment Management Charge	1.5% per annum – A Shares 0.75% per annum – W Shares
ACD's Service Charge	0.05% per annum
ACD's Registrar Charge	0.10% per annum
Annual Accounting Date	The last day of February
Half-yearly Accounting Date	31 August
Annual Income Allocation Date	30 April
Interim Income Allocation Date	None
Grouping Periods for Income Equalisation	Annual accounting periods
Annual Report published by	30 June
Interim Report published by	31 October

Performance of the Fund

Annual total return (full calendar years) 2010 to 2019

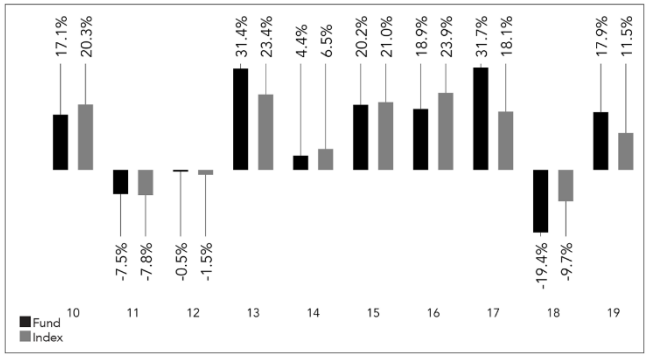

Average annual return to 31.12.19 (3Y, 5Y, 10Y)

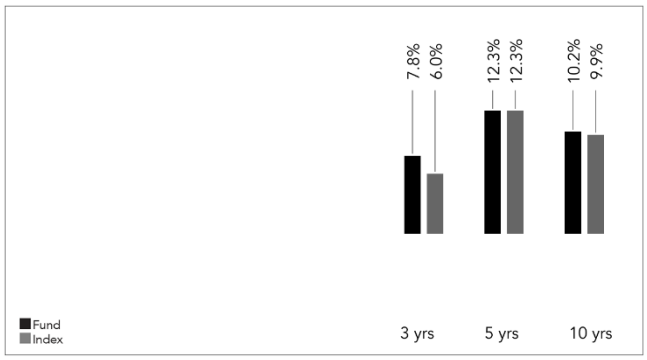

Notes

(1) Basis of calculation: NAV to NAV with income reinvested to 31 December 2019, net of tax and annual charges but excluding preliminary charges. More recent past performance information is available from the ACD on request.

(2) Potential investors are warned that past performance should not be seen as an indication of future performance and cannot in any way provide a guarantee of future returns. The value of investments and income from them can go down as well as up, and investors may not get back the original amount invested.

(3) *Certain historic savings plan arrangements may still levy an ACD's preliminary charge, depending on the terms applicable to those arrangements.

(4) The Fund employs the commitment approach to measure its global exposure.

Fidelity MoneyBuilder Balanced Fund

Investment Objective

The Fund aims to achieve an income and to increase value of your investment over a period of 5 years or more.

Investment Policy

The Fund will invest at least 80% in a blend of equities (and their related securities) of UK companies (those domiciled, incorporated or having significant business in UK and those which are listed in the UK) and sterling denominated (or hedged back to sterling) investment grade debt instruments e.g. bonds, which could include government and corporate bonds. The Investment Manager is not restricted in terms of size or industry. The Fund is actively managed without reference to a benchmark.

Asset allocation of the Fund will be actively managed and is typically allocated as follows: 65% shares and 35% debt instruments. However, the Fund's allocation between shares and debt instruments can be tactically adjusted within the following ranges in order to preserve capital or take advantage of market opportunities: 60-70% shares and 30-40% debt instruments.

The Fund may also invest in other transferable securities, collective investment schemes, money market instruments, cash and deposits and is also able to use derivatives for efficient portfolio management and investment purposes.

Performance Benchmark

The Fund's performance can be compared to the 65% FTSE All Share (Gross Total Return) Index and 35% FTSE Actuaries UK Gilts All Stocks Index as the blend of indices' constituents are representative of the type of investments made by the Investment Manager.

Many funds sold in the UK are grouped into sectors by the Investment Association (the trade body that represents UK Investment Managers), to facilitate comparison between funds with broadly similar characteristics. This Fund is classified in the IA Mixed Investment 40-85% Shares sector. Performance data on funds within this sector may be prepared and published by data providers and will be used when evaluating the performance of this Fund. The IA sector most closely reflects the combination of assets in the Fund.

Classes of Shares	A Income Shares W Accumulation Shares W Income Shares
Currency of Denomination	Pounds Sterling
Minimum Initial Investment	£500 (or £50 per month under regular savings plan)
Minimum Subsequent Investment	£250
Minimum Withdrawal	None, provided minimum holding remains
Minimum Holding	£500 (except for regular savings plans – no minimum holding)
ACD's Preliminary Charge	None*
Investment Management Charge	1.0% per annum – A Shares 0.5% per annum – W Shares
ACD's Service Charge	0.05% per annum
ACD's Registrar Charge	0.10% per annum
Annual Accounting Date	The last day of February
Half-yearly Accounting Date	31 August
Interim Accounting Dates	The last day of each month
Annual Income Allocation Date	30 April
Interim Income Allocation Dates	The last day of each month
Grouping Periods for Income Equalisation	Monthly interim accounting periods
Annual Report published by	30 June
Interim Report published by	31 October

Performance of the Fund

Annual total return (full calendar years) 2010 to 2019

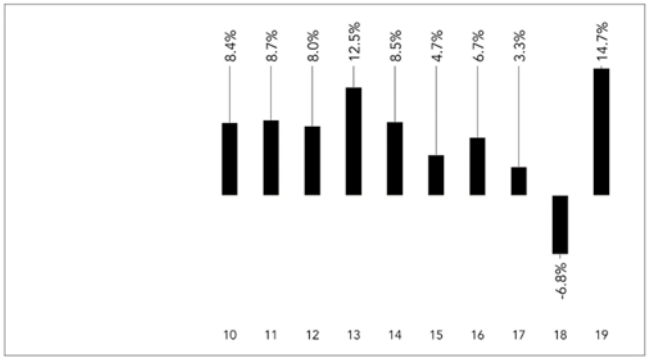

Average annual return to 31.12.19 (3Y, 5Y, 10Y)

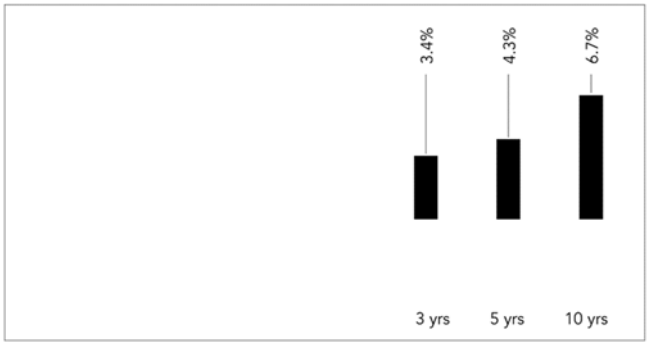

Notes

(1) Basis of calculation: NAV to NAV with income reinvested to 31 December 2019, net of tax and annual charges but excluding any preliminary charges. More recent past performance information is available from the ACD on request.

(2) Potential investors are warned that past performance should not be seen as an indication of future performance and cannot in any way provide a guarantee of future returns. The value of investments and income from them can go down as well as up, and investors may not get back the original amount invested.

(3) *Certain historic savings plan arrangements may still levy an ACD's preliminary charge, depending on the terms applicable to those arrangements.

(4) The Fund employs the commitment approach to measure its global exposure.

Fidelity MoneyBuilder Dividend Fund

Investment Objective

The Fund aims to increase value of your investment over a period of 5 years or more and deliver an income that is at least 10% more than the income produced by companies in the FTSE All Share Index.

Investment Policy

The Fund will invest at least 70% in equities (and their related securities) of UK companies (those domiciled, incorporated or having significant business in UK and those which are listed in the UK). The Investment Manager is not restricted in terms of size or industry. The Fund is actively managed without reference to a benchmark.

The Fund may also invest in other transferable securities, collective investment schemes, money market instruments, cash and deposits and is also able to use derivatives for efficient portfolio management.

Performance Benchmark

The Fund's performance can be compared to the FTSE All Share (Gross Total Return) Index as the index constituents are representative of the type of companies the Fund invests in.

Many funds sold in the UK are grouped into sectors by the Investment Association (the trade body that represents UK Investment Managers), to facilitate comparison between funds with broadly similar characteristics. This Fund is classified in the IA UK Equity Income sector. Performance data on funds within this sector may be prepared and published by data providers and will be used when evaluating the performance of this Fund. The IA sector most closely reflects the combination of assets in the Fund.

Classes of Shares	A Accumulation Shares A Income Shares W Income Shares W Income (monthly) Shares
Currency of Denomination	Pounds Sterling
Minimum Initial Investment	£500 (or £50 per month under regular savings plan)
Minimum Subsequent Investment	£250
Minimum Withdrawal	None, provided minimum holding remains
Minimum Holding	£500 (except for regular savings plans – no minimum holding)
ACD's Preliminary Charge	None*
Investment Management Charge	1.0% per annum – A Shares 0.5% per annum – W Shares
ACD's Service Charge	0.05% per annum
ACD's Registrar Charge	0.10% per annum
Annual Accounting Date	The last day of February
Half–yearly Accounting Date	31 August
Interim Accounting Dates	A Income Shares, W Income Shares: 31 May, 30 November W Income (monthly) Shares: The last day of each month
Annual Income Allocation Date	30 April
Interim Income Allocation Dates	A Income Shares, W Income Shares: 31 July, 31 October, 31 January W Income (monthly) Shares: The last day of the month, two months after the relevant Interim Accounting Date.

Grouping Periods for Income Equalisation	A Income Shares, W Income Shares: Quarterly interim accounting periods W Income (monthly) Shares: Monthly interim accounting periods A Accumulation Shares – Annual accounting periods
Annual Report published by	30 June
Interim Report published by	31 October

Performance of the Fund

Annual total return (full calendar years) 2010 to 2019

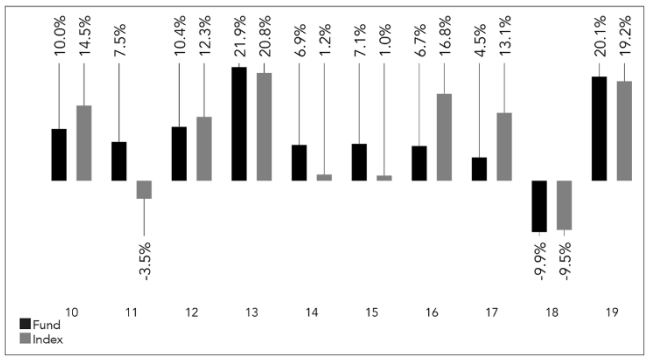

Average annual return to 31.12.19 (3Y, 5Y, 10Y)

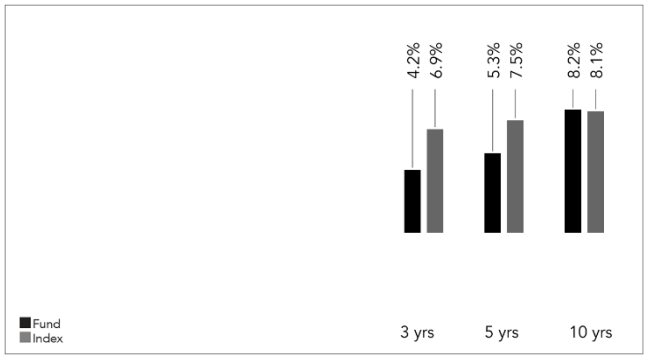

Notes

(1) Basis of calculation: NAV to NAV with income reinvested to 31 December 2019, net of tax and annual charges but excluding preliminary charges. More recent past performance information is available from the ACD on request.

(2) Potential investors are warned that past performance should not be seen as an indication of future performance and cannot in any way provide a guarantee of future returns. The value of investments and income from them can go down as well as up, and investors may not get back the original amount invested.

(3) *Certain historic savings plan arrangements may still levy an ACD's preliminary charge, depending on the terms applicable to those arrangements.

(4) The Fund employs the commitment approach to measure its global exposure.

(5) The Index is provided by an administrator included in the ESMA Benchmark Register.

Fidelity MoneyBuilder Income Fund

Investment Objective

The Fund aims to deliver an income with the potential to increase the value of your investment.

Investment Policy

The Fund will be at least 70% exposed to sterling-denominated (or hedged back to sterling) investment grade debt instruments.

The Fund is actively managed. The Investment Manager identifies suitable opportunities for the Fund utilising in-house research and investment capabilities.

The Investment Manager will, when selecting investments for the Fund and for the purposes of monitoring risk, consider the ICE Bank of America Merrill Lynch Euro-Sterling Index. However, the Investment Manager has a wide degree of freedom relative to the index and may invest in issuers, sectors, countries and security types not included in the index in order to take advantage of investment opportunities. This means the Fund's investments and therefore performance may vary significantly from the index.

The Fund may also obtain exposure to transferable securities, money market instruments, collective investment schemes, cash and near cash and deposits. Derivatives may be used for efficient portfolio management and investment purposes and may include (but are not limited to) derivatives on exchange rates, interest rates, inflation and credit. The Fund may also take positions which enable it to benefit from falling asset prices.

Performance Benchmark

The Fund's performance can be compared to the ICE Bank of America Merrill Lynch Euro-Sterling Index as the index constituents best represent the characteristics the Fund is seeking to gain exposure to.

Many funds sold in the UK are grouped into sectors by the Investment Association (the trade body that represents UK Investment Managers), to facilitate comparison between funds with broadly similar characteristics. This Fund is classified in the IA Sterling Corporate Bond sector. Performance data on funds within this sector may be prepared and published by data providers and will be used when evaluating the performance of this Fund. The IA sector most closely reflects the combination of assets in the Fund.

Classes of Shares	A Accumulation Shares A Income Shares I Accumulation Shares I Income Shares W Accumulation Shares W Income Shares
Currency of Denomination	Pounds Sterling
Minimum Initial Investment	£500 (or £50 per month under regular saving plan) – A Shares, I Shares (investors through a Fidelity distributor where platform fees are payable, only), W Shares £10,000,000 – I Shares
Minimum Subsequent Investment	£250 – A Shares, I Shares (investors through a Fidelity distributor where platform fees are payable, only), W Shares £100,000 – I Shares
Minimum Withdrawal	None, provided minimum holding remains – A Shares, I Shares (investors through a Fidelity distributor where platform fees are payable, only), W Shares £100,000 – I Shares

Minimum Holding	£500 (except for regular savings plans – no minimum holding) – A Shares, I Shares (investors through a Fidelity distributor where platform fees are payable, only), W Shares £100,000 – I Shares
ACD's Preliminary Charge	None*
Investment Management Charge	0.80% per annum – A Shares 0.35% per annum – I Shares 0.40% per annum – W Shares
ACD's Service Charge	None – I Shares 0.05% per annum – A, W Shares
ACD's Registrar Charge	None – I Shares 0.10% per annum – A, W Shares
Annual Accounting Date	The last day of February
Half-yearly Accounting Date	31 August
Interim Accounting Dates	The last day of each month (except Accumulation Shares)
Annual Income Allocation Date	30 April
Interim Income Allocation Dates	The last day of each month
Grouping Periods for Income Equalisation	Monthly interim accounting periods
Annual Report published by	30 June
Interim Report published by	31 October

Performance of the Fund

Annual total return (full calendar years) 2010 to 2019

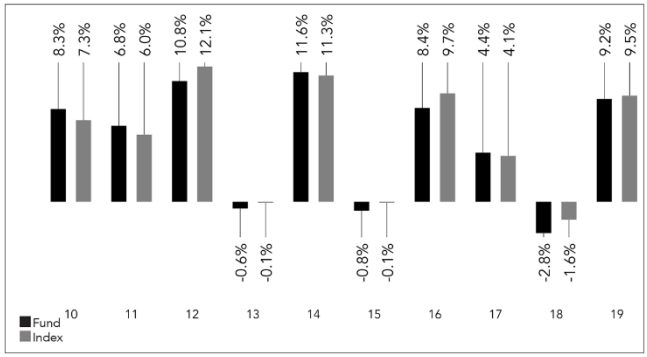

Average annual return to 31.12.19 (3Y, 5Y, 10Y)

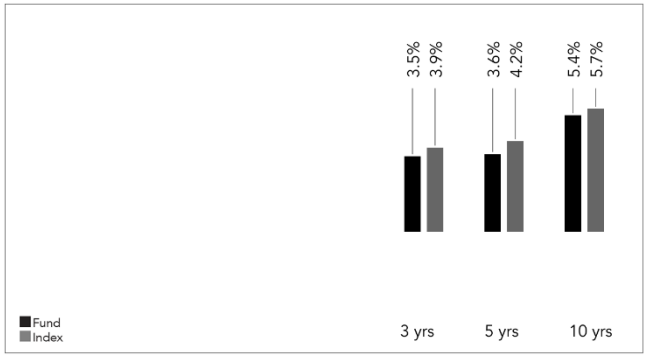

Notes

(1) Basis of calculation: NAV to NAV with income reinvested to 31 December 2019, net of tax and annual charges but excluding any preliminary charges. More recent past performance information is available from the ACD on request.

(2) Potential investors are warned that past performance should not be seen as an indication of future performance and cannot in any way provide a guarantee of future returns. The value of investments and income from them can go down as well as up, and investors may not get back the original amount invested.

(3) *Certain historic savings plan arrangements may still levy an ACD's preliminary charge, depending on the terms applicable to those arrangements.

(4) The Fund employs the commitment approach to measure its global exposure.

Fidelity Short Dated Corporate Bond Fund

Investment Objective

The Fund aims to deliver an income with the potential to increase the value of your investment.

Investment Policy

The Fund will be at least 70% exposed to sterling-denominated (or hedged back to sterling) investment grade debt instruments, with an effective maturity of less than or equal to 5 years.

The Fund is actively managed. The Investment Manager identifies suitable opportunities for the Fund utilising in-house research and investment capabilities.

The Investment Manager will, when selecting investments for the Fund and for the purposes of monitoring risk, consider the ICE Bank of America Merrill Lynch 1-5 Year Euro-Sterling Index. However, the Investment Manager has a wide degree of freedom relative to the index and may invest in issuers, sectors, countries and security types not included in the index in order to take advantage of investment opportunities. This means the Fund's investments and therefore performance may vary significantly from the index.

The Fund may also obtain exposure to transferable securities, money market instruments, collective investment schemes, cash and near cash and deposits. Derivatives may be used for efficient portfolio management and investment purposes and may include (but are not limited to) derivatives on exchange rates, interest rates, inflation and credit. The Fund may also take positions which enable it to benefit from falling asset prices.

Performance Benchmark

The Fund's performance can be compared to the ICE Bank of America Merrill Lynch 1-5 Year Euro-Sterling Index as the index constituents best represent the characteristics the Fund is seeking to gain exposure to.

Many funds sold in the UK are grouped into sectors by the Investment Association (the trade body that represents UK Investment Managers), to facilitate comparison between funds with broadly similar characteristics. This Fund is classified in the IA Sterling Corporate Bond sector. Performance data on funds within this sector may be prepared and published by data providers and will be used when evaluating the performance of this Fund. The IA sector most closely reflects the combination of assets in the Fund.

Classes of Shares	W Accumulation Shares W Income Shares
Currency of Denomination	Pounds Sterling
Minimum Initial Investment	£1,000 (or £50 per month under regular saving plan)
Minimum Subsequent Investment	£250
Minimum Withdrawal	None, provided minimum holding remains
Minimum Holding	£1,000 (except for regular savings plans – no minimum holding)
ACD's Preliminary Charge	None
Investment Management Charge	0.38% per annum
ACD's Service Charge	None
ACD's Registrar Charge	None
Annual Accounting Date	The last day of February
Half-Yearly Accounting Date	31 August
Interim Accounting Dates	31 May and 30 November
Annual Income Allocation Date	30 April
Interim Income Allocation Dates	31 July, 31 October and 31 January

Grouping Periods for Income Equalisation	Quarterly interim accounting periods
Annual Report published by	30 June
Interim Report published by	31 October

Performance of the Fund

Annual total return (full calendar years) 2017 to 2019

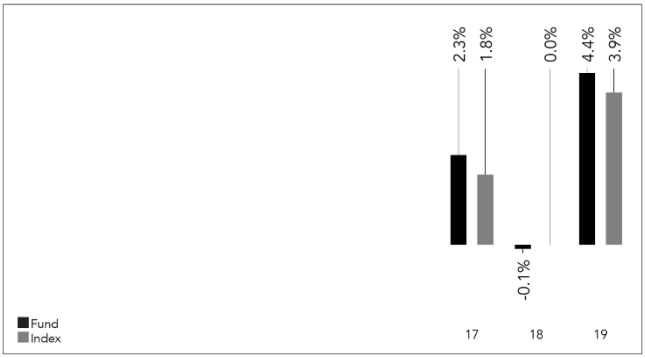

Average annual return to 31.12.19 (3Y)

Notes

(1) Past performance information is not available before 2017.

(2) Basis of calculation: NAV to NAV with income reinvested to 31 December 2019, net of tax and annual charges but excluding preliminary charges. More recent past performance information is available from the ACD on request.

(3) Potential investors are warned that past performance should not be seen as an indication of future performance and cannot in any way provide a guarantee of future returns. The value of investments and income from them can go down as well as up, and investors may not get back the original amount invested.

(4) The Fund employs the commitment approach to measure its global exposure.

Fidelity Special Situations Fund

Investment Objective

The Fund aims to increase the value of your investment over a period of 5 years or more.

Investment Policy

The Fund will invest at least 70% in equities (and their related securities) of UK companies (those domiciled, incorporated or having significant business in UK and those which are listed in the UK). The Investment Manager will focus on companies it believes to be undervalued and whose recovery potential is not recognised by the market. It is not restricted in terms of size or industry. The Fund is actively managed without reference to a benchmark.

The Fund may also invest into other transferable securities, collective investment schemes, money market instruments, cash and deposits and is also able to use derivatives for efficient portfolio management and investment purposes.

The Variable Share Class (W-VMF) measures its performance relative to the index for the purposes of the Investment Management Charge calculation. The performance index does not influence investment decisions materially.

Performance Benchmark

The Fund's performance can be compared to the FTSE All Share (Gross Total Return) Index as the index constituents are representative of the type of companies the Fund invests in.

Many funds sold in the UK are grouped into sectors by the Investment Association (the trade body that represents UK Investment Managers), to facilitate comparison between funds with broadly similar characteristics. This Fund is classified in the IA UK All Companies sector. Performance data on funds within this sector may be prepared and published by data providers and will be used when evaluating the performance of this Fund. The IA sector most closely reflects the combination of assets in the Fund.

Class of Shares	A Accumulation Shares R Accumulation Shares W Accumulation Shares W-VMF Accumulation Shares
Currency of Denomination	Pounds Sterling
Minimum Initial Investment	£1,000 (or £50 per month under regular savings plan) – A, W, W-VMF Shares £100,000,000 – R Shares
Minimum Subsequent Investment	£250 – A, W, W-VMF Shares £100,000 – R Shares
Minimum Withdrawal	None, provided minimum holding remains – A, W, W-VMF Shares £100,000 – R Shares
Minimum Holding	£1,000 (except for regular savings plans – no minimum holding) – A, W, W-VMF Shares £100,000,000 – R Shares
ACD's Preliminary Charge	None*
Investment Management Charge	1.5% per annum – A Shares 0.49% per annum – R Shares 0.75% per annum – W Shares W-VMF Accumulation Shares – variable fee around a base fee of 0.65% per annum – see Notes below for further detail.
ACD's Service Charge	0.05% per annum – A, W, W-VMF Shares None (see Notes) – R Shares

ACD's Registrar Charge	0.10% per annum – A, W, W-VMF Shares None – R Shares
Annual Accounting Date	The last day of February
Half-yearly Accounting Date	31 August
Annual Income Allocation Date	30 April
Interim Income Allocation Date	None
Grouping Periods for Income Equalisation	Annual accounting periods
Annual Report published by	30 June
Interim Report published by	31 October

Performance of the Fund

Annual total return (full calendar years) 2010 to 2019

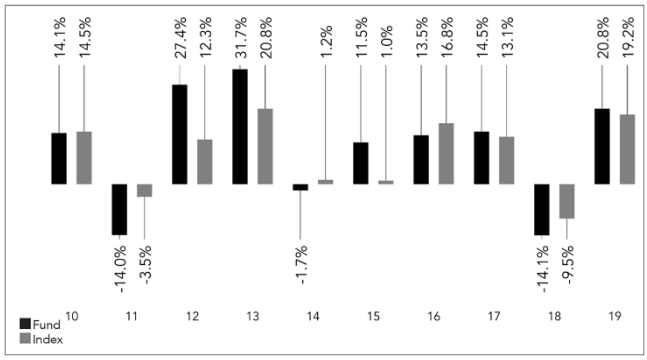

Average annual return to 31.12.19 (3Y, 5Y, 10Y)

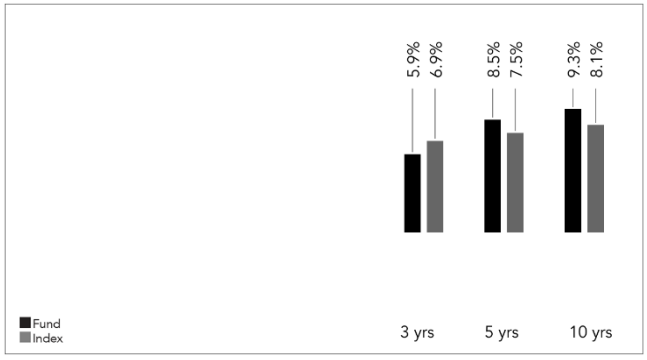

Notes

(1) Basis of calculation: NAV to NAV with income reinvested to 31 December 2019, net of tax and annual charges but excluding preliminary charges. More recent past performance information is available from the ACD on request.

(2) Potential investors are warned that past performance should not be seen as an indication of future performance and cannot in any way provide a guarantee of future returns. The value of investments and income from them can go down as well as up, and investors may not get back the original amount invested.

(3) *Certain historic savings plan arrangements may still levy an ACD's preliminary charge, depending on the terms applicable to those arrangements.

(4) The Fund employs the commitment approach to measure its global exposure.

(5) The W-VMF Share Class operates a variable management fee – details of the methodology are in the Charges and Expenses section of the Prospectus. The specific details for this W-VMF Share Class are:

Share Class Name	Market Index	Base Fee	Variable Element	Maximum VMF	Minimum VMF
Fidelity Special Situations Fund W-VMF-ACC	FTSE All Share Index (TR)	0.65%	Between -0.20% and +0.20%	0.85%	0.45%

(6) The Shares in the Fund are not in any way sponsored, endorsed, sold or promoted by FTSE International Limited ("FTSE") or by the London Stock Exchange Plc ("the Exchange") or by The Financial Times Limited ("FT"), and neither FTSE nor the Exchange nor FT makes any warranty or representation whatsoever, expressly or impliedly, either as to the results to be obtained from the use of the FTSE All Share Index ("the Index") and/or the figure at which the said Index stands at any particular time on any particular day or otherwise. The Index is compiled and calculated by FTSE. However, neither FTSE nor the Exchange nor FT shall be liable (whether in negligence or otherwise) to any person for any error in the Index, and neither FTSE nor the Exchange nor FT shall be under any obligation to advise any person of any error in the Index. "FTSE™" and "FT-SE®" are trade marks of the London Stock Exchange Plc and The Financial Times Limited and are used by FTSE International Limited under licence. "All-Share™" is a trade mark of FTSE International Limited.

(7) Further information on the Index including its composition can be found at www.ftse.co.uk/Indices/UK_indices.

(8) The Index is provided by an administrator included in the ESMA Benchmark Register.

(9) R Accumulation Shares – An ACD's Service Charge of 0.05% per annum is included within the Investment Management Charge.

Fidelity Sterling Core Plus Reduced Duration Bond Fund

Investment Objective

The Fund aims to deliver an income with the potential to increase the value of your investment.

Investment Policy

The Fund will be at least 85% invested in the Fidelity Institutional Sterling Core Plus Bond Fund, but it is the intention through the use of derivatives to adjust interest rate risk to a target of 5 years, such that the returns achieved may be substantially different to those of the Fidelity Institutional Sterling Core Plus Bond Fund.

The Fund is actively managed. The Investment Manager identifies suitable opportunities for the Fund utilising in-house research and investment capabilities.

The Investment Manager will, when selecting investments for the Fund and for the purposes of monitoring risk, consider the 50% ICE Bank of America Merrill Lynch 15+ Year UK Gilt Index and 50% ICE Bank of America Merrill Lynch 15+ Year Sterling Non-Gilt Index. However, the Investment Manager has a limited degree of freedom relative to the custom blend and may invest in issuers, sectors, countries and security types not included in the custom blend in order to take advantage of investment opportunities. This means the Fund's investments and therefore performance may vary from, but is unlikely to be significantly different to, the index.

The Fund may also obtain exposure to transferable securities, money market instruments, collective investment schemes, cash and near cash and deposits. Derivatives may be used for hedging and may include (but are not limited to) derivatives on exchange rates, interest rates, inflation and credit. The Fund may also take positions which enable it to benefit from falling asset prices.

Performance Benchmark

The Fund's performance can be compared to the blend of indices set out in the Investment Policy above as the constituents best represent the characteristics the Fund is seeking to gain exposure to.

Many funds sold in the UK are grouped into sectors by the Investment Association (the trade body that represents UK Investment Managers), to facilitate comparison between funds with broadly similar characteristics. This Fund is classified in the IA Unclassified sector. Performance data on funds within this sector may be prepared and published by data providers and will be used when evaluating the performance of this Fund. The IA sector most closely reflects the combination of assets in the Fund.

Class of Shares	Gross paying Accumulation Shares
Currency of Denomination	Pounds Sterling
Minimum Initial Investment	£100,000
Minimum Subsequent Investment	£100,000
Minimum Withdrawal	£100,000
Minimum Holding	£100,000
ACD's Preliminary Charge	None
ACD's Service Charge	None
ACD's Registrar Charge	None
Investment Management Charge	None
Annual Accounting Date	The last day of February
Half-yearly Accounting Date	31 August
Annual Income Allocation Date	30 April
Interim Income Allocation Dates	None
Grouping Periods for Income Equalisation	Annual accounting periods

Annual Report published by	30 June
Interim Report published by	31 October

Performance of the Fund

Annual total return (full calendar years) 2016 to 2019

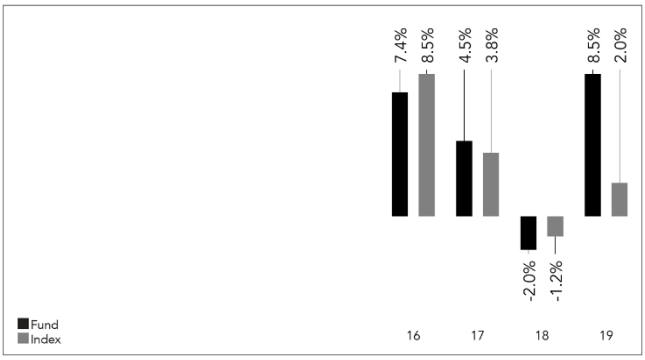

Average annual return to 31.12.19 (3Y)

Notes

(1) Basis of calculation: NAV to NAV with income reinvested to 31 December 2019, net of tax and annual charges but excluding preliminary charges. More recent past performance information is available from the ACD on request.

(2) Potential investors are warned that past performance should not be seen as an indication of future performance and cannot in any way provide a guarantee of future returns. The value of investments and income from them can go down as well as up, and investors may not get back the original amount invested.

(3) The Fund is a feeder fund which is at least 85% permanently invested directly into the Sterling Core Plus Bond Fund (the "Master Fund") – Gross paying monthly Accumulation Share Class) which is a sub-fund of Fidelity Institutional Funds which is also operated by the ACD. The remainder of the Scheme Property will be held in Derivatives for hedging purposes and cash or near cash.
The investment objective and policy of the Master Fund is:

Investment Objective

The Fund's investment objective is to achieve both capital growth and income. The Fund will obtain exposure primarily to UK government and international government and corporate bonds.

Investment Policy

The Fund may invest directly in UK government and international government and corporate bonds and may also invest in emerging market debt and high yield securities, or may achieve exposure indirectly through the use of Derivatives. The Fund may also invest

in other transferable securities, money market instruments, collective investment schemes, cash and near cash and deposits. Derivatives may be used for efficient portfolio management and investment purposes and may include (but are not limited to) Derivatives on exchange rates, interest rates, inflation and credit. The investment strategies attempt to maintain at least 90% of currency exposure in UK Sterling. The Fund may also take positions which enable it to benefit from falling asset prices.

(4) The risk profile of the Fund and the Master Fund are set out in the respective Key Investor Information Documents of each fund.

(5) Global Risk Exposure – The Fund employs the absolute Value-at–Risk (VaR) approach to measure its global risk exposure. The Fund's VaR is limited to 6% of the Net Asset Value of the Fund. The expected level of leverage of the Fund is 400% of the Net Asset Value of the Fund; this is however not a limit and higher levels may occur. The expected level of leverage may be higher when volatility decreases sustainably, when interest rates are expected to change or when credit spreads are expected to widen or tighten.

(6) The fees payable to the ACD in respect of the Fund's investment into the Master Fund are set out in the Fund factsheet of the Master Fund.

(7) The performance of the Fund will differ from that of its Master Fund as a result of differing level of expenses and charges as appropriate and as a result of the operation of the Derivatives hedge.

(8) Further details on the Master Fund and the conduct of business procedures as between it and the Fund may be obtained from the ACD.

(9) The relationship between the Fund and the Master Fund is subject to Fidelity's conflict of interests' policy which is designed to avoid or mitigate the possibilities of conflicts of interests between the funds. Voting rights will be exercised in the interests of the specific fund in question as per Fidelity's policy on voting.

(10) The conflicts of interest and voting policies are available at www.fidelity.co.uk or from the ACD on request.

(11) The taxation of the investment of the Feeder into the Master is as set out in the UK Taxation Section.

(12) The Index is provided by an administrator included in the ESMA Benchmark Register.

Fidelity Strategic Bond Fund

Investment Objective

The Fund aims to deliver an income with the potential to increase the value of your investment.

Investment Policy

The Fund will be at least 70% exposed to sterling-denominated (or hedged back to sterling) global debt instruments, which may include (but are not limited to) government bonds, inflation-linked bonds, investment grade and high yield corporate bonds, which could include investment in countries considered as emerging markets as determined by the Investment Manager at its sole discretion.

The Fund is actively managed without reference to a benchmark.

The Fund may also obtain exposure to transferable securities, money market instruments, collective investment schemes, cash and near cash and deposits. Derivatives may be used for efficient portfolio management and investment purposes and may include (but are not limited to) derivatives on exchange rates, interest rates, inflation and credit. The Fund may also take positions which enable it to benefit from falling asset prices.

Performance Benchmark

The Fund's performance can be compared to the ICE Bank of America Merrill Lynch Q880 Custom Index (GBP hedged), which is a custom blend of government, investment grade and high yield corporate indices, maintained by Bank of America Merrill Lynch, as the index constituents best represent the characteristics the Fund is seeking to gain exposure to.

Many funds sold in the UK are grouped into sectors by the Investment Association (the trade body that represents UK Investment Managers), to facilitate comparison between funds with broadly similar characteristics. This Fund is classified in the IA Sterling Strategic Bond sector. Performance data on funds within this sector may be prepared and published by data providers and will be used when evaluating the performance of this Fund. The IA sector most closely reflects the combination of assets in the Fund.

Classes of Shares	A Accumulation Shares A Income Shares W Accumulation Shares W Income Shares
Currency of Denomination	Pounds Sterling
Minimum Initial Investment	£1,000 (or £50 per month under regular savings plan)
Minimum Subsequent Investment	£250
Minimum Withdrawal	None, provided minimum holding remains
Minimum Holding	£1,000 (except for regular savings plans – no minimum holding)
ACD's Preliminary Charge	None*
Investment Management Charge	1.0% per annum – A Shares 0.5% per annum – W Shares
ACD's Service Charge	0.05% per annum
ACD's Registrar Charge	0.10% per annum
Annual Accounting Date	The last day of February
Half-yearly Accounting Date	31 August
Interim Accounting Dates	The last day of each month
Annual Income Allocation Date	30 April
Interim Income Allocation Dates	The 25th day of each month
Grouping Periods for Income Equalisation	Monthly interim accounting periods

Annual Report published by	30 June
Interim Report published by	31 October

Performance of the Fund

Annual total return (full calendar years) 2010 to 2019

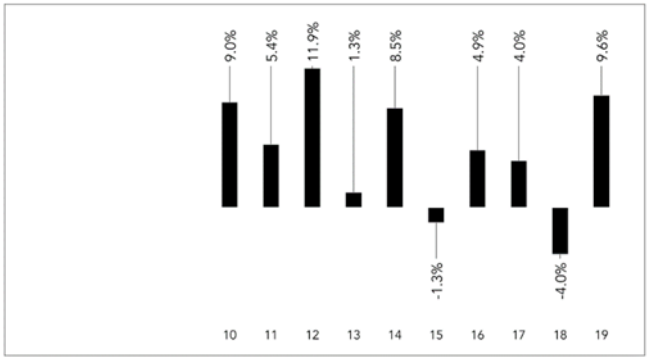

Average annual return to 31.12.19 (3Y, 5Y, 10Y)

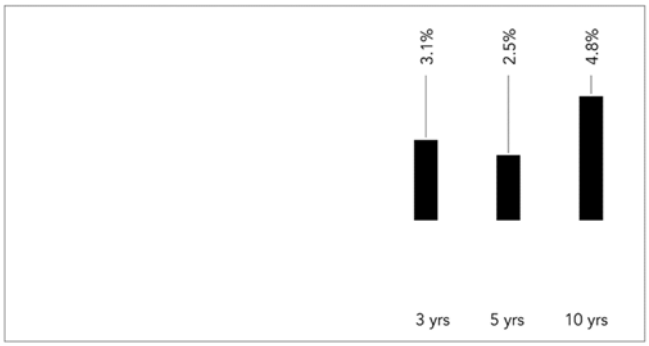

Notes

(1) Basis of calculation: NAV to NAV with income reinvested to 31 December 2019, net of tax and annual charges but excluding preliminary charges. More recent past performance information is available from the ACD on request.

(2) Potential investors are warned that past performance should not be seen as an indication of future performance and cannot in any way provide a guarantee of future returns. The value of investments and income from them can go down as well as up, and investors may not get back the original amount invested.

(3) *Certain historic savings plan arrangements may still levy an ACD's preliminary charge, depending on the terms applicable to those arrangements.

(4) Global Risk Exposure – The Fund employs the absolute Value-at–Risk (VaR) approach to measure its global risk exposure. The Fund's VaR is limited to 10% of the Net Asset Value of the Fund. The expected level of leverage of the Fund is 500% of the Net Asset Value of the Fund; this is however not a limit and higher levels may occur. The expected level of leverage may be higher when volatility decreases sustainably, when interest rates are expected to change or when credit spreads are expected to widen or tighten.

Fidelity Sustainable Water & Waste Fund

Investment Objective

The Fund aims to increase the value of your investment over a period of 5 years or more.

Investment Policy

The Fund will invest at least 60% in the equity securities of sustainable water and waste companies. These are companies globally which maintain sustainable characteristics and are involved in the design, manufacture or sale of products and services used for or in connection with water and waste management.

Companies with sustainable characteristics are those which the Investment Manager believes have effective governance and management of environmental and social issues (sustainable characteristics).

The Fund will invest:

- At least 70% in equities (and their related securities) in water and waste management companies;
- At least 70% in equities (and their related securities) of companies which maintain sustainable characteristics;
- At least 60% in equities (and their related securities) of water and waste management companies which themselves maintain sustainable characteristics.

The Fund is actively managed without reference to a benchmark.

The Investment Manager is not restricted in terms of size, or geographical split and may invest in countries considered to be emerging markets as determined by the Investment Manager at its sole discretion.

The Fund may also invest in companies globally which demonstrate improving sustainable characteristics and also invest in other transferable securities, collective investment schemes, money market instruments, cash and deposits and is also able to use derivatives for efficient portfolio management purposes.

The Investment Manager will assess companies using quantitative and qualitative factors and in doing so may use data from proprietary models, local intelligence, undertake company visits and use data provided by external ESG (Environmental, Social and Governance) score providers to form an assessment of their sustainable characteristics.

Performance Benchmark

The Fund's performance can be compared to the MSCI All Country World (Net Total Return) Index as the index constituents are representative of the type of companies the Fund invests in.

Many funds sold in the UK are grouped into sectors by the Investment Association (the trade body that represents UK Investment Managers) to facilitate comparison between funds with broadly similar characteristics. This Fund is classified in the IA Global Equity Markets sector. Performance data on funds within this sector may be prepared and published by data providers and will be used when evaluating the performance of this Fund. The IA sector most closely reflects the combination of assets in the Fund.

Classes of Shares	W Income Shares W Accumulation Shares
Currency of Denomination	Pounds Sterling
Minimum Initial Investment	£1000 (or £50 per month under regular savings plan)
Minimum Subsequent Investment	£250
Minimum Withdrawal	None, provided minimum holding remains
Minimum Holding	£1000 (except for regular savings plans – no minimum holdings)
ACD's Preliminary Charge	None*

Investment Management Charge	0.75% per annum – W Shares
ACD's Service Charge	0.05% per annum
ACD's Registrar Charge	0.10% per annum
Annual Accounting Date	The last day of February
Half-yearly Accounting Date	31 August
Annual Income Allocation Date	30 April
Interim Income Allocation Date	None
Grouping Periods for Income Equalisation	Annual accounting periods
Annual Report published by	30 June
Interim Report published by	31 October

Notes

(1) Past performance information will be available from the ACD in the future.

(2) Potential investors are warned that past performance should not be seen as an indication of future performance and cannot in any way provide a guarantee of future returns. The value of investments and income from them can go down as well as up, and investors may not get back the original amount invested.

(3) *Certain historic savings plan arrangements may still levy an ACD's preliminary charge, depending on the terms applicable to those arrangements.

(4) The Fund employs the commitment approach to measure its global exposure.

(5) The water management sector includes those companies involved in water production, water conditioning, de-salination, supply, bottling, transport and dispatching of water. The sector also includes those companies specialising in the treatment of waste water, sewage, solid, liquid and chemical waste and any consulting or engineering services in connection with these activities.

(6) The waste management sector includes those companies involved in the collection, recovery and disposal of waste; including recycling, incineration, anaerobic digestion of food waste (biological processes) and landfilling of residual waste.

(7) ESG refers to 'environmental, social and governance' criteria which are three central factors used in measuring the sustainability and ethical impact of an investment in securities of an issuer. By way of example, "environmental" may cover themes such a climate risks and natural resources scarcity, "social" may include labour issues and product liability risks such as data security and "governance" may encompass items such as business ethics and executive pay,

(8) Quantitative factors include reference to ESG ratings, third party certificates or labels, carbon footprint, environmental impact associated with issuers, product safety documents and percentage of revenue generated from relevant ESG activities. Qualitative factors include reference to case studies and customer reviews. The relevant quantitative and qualitative factors may change of vary in importance depending on the sector or industry the issuer operates in.

(9) ESG score providers are providers of ESG research, reports, screening, ratings and/or analysis including, without limitation, third party index providers and ESG consultancies.

Fidelity UK Growth Fund

(the Fund merged into the Fidelity UK Select Fund on 13 May 2016 and is being wound up pursuant to a scheme of arrangement in accordance with the COLL Sourcebook)

Investment Objective and Policy

The Fund's investment objective is to achieve long term capital growth from a portfolio primarily made up of the shares of UK companies. The portfolio is likely to have a bias towards larger and medium-sized shares, although the ACD is not restricted in its choice of company by either size or industry.

Class of Shares	A Accumulation Shares W Accumulation Shares Y Accumulation Shares
Currency of Denomination	Pounds Sterling
Minimum Initial Investment	£1,000 (or £50 per month under regular savings plan)
Minimum Subsequent Investment	£250
Minimum Withdrawal	None, provided minimum holding remains
Minimum Holding	£1,000 (except for regular savings plans – no minimum holding)
ACD's Preliminary Charge	None*
Investment Management Charge	1.5% per annum – A Shares 0.75% per annum – W Shares 1.0% per annum – Y Shares
ACD's Service Charge	0.05% per annum
ACD's Registrar Charge	0.10% per annum
Annual Accounting Date	The last day of February
Half-yearly Accounting Date	31 August
Annual Income Allocation Date	30 April
Interim Income Allocation Date	None
Grouping Periods for Income Equalisation	Annual accounting periods
Annual Report published by	30 June
Interim Report published by	31 October

Performance of the Fund

Annual total return (full calendar years) 2006 to 2015

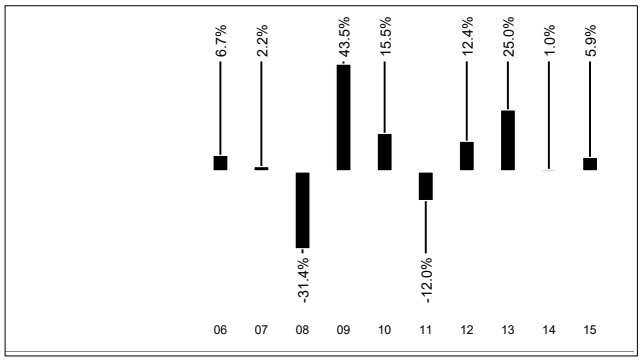

Average annual return to 31.12.15 (3Y, 5Y, 10Y)

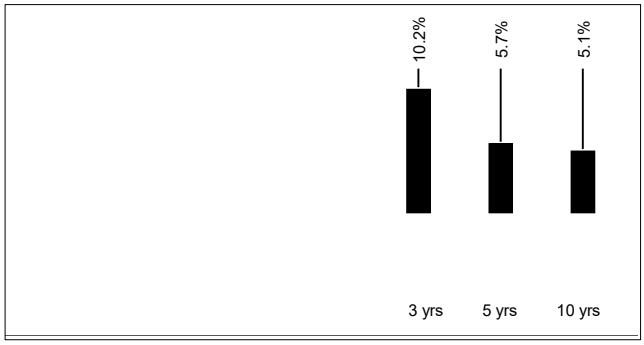

Notes

(1) Basis of calculation: NAV to NAV with income reinvested to 31 December 2015, net of tax and annual charges but excluding preliminary charges. More recent past performance information is available from the ACD on request.

(2) Potential investors are warned that past performance should not be seen as an indication of future performance and cannot in any way provide a guarantee of future returns. The value of investments and income from them can go down as well as up, and investors may not get back the original amount invested.

(3) *Certain historic savings plan arrangements may still levy an ACD's preliminary charge, depending on the terms applicable to those arrangements.

(4) The Fund employs the commitment approach to measure its global exposure.

Fidelity UK Select Fund

Investment Objective

The Fund aims to increase the value of your investment over a period of 5 years or more.

Investment Policy

The Fund will invest at least 70% in equities (and their related securities) of UK companies (those domiciled, incorporated or having significant business in the UK). The Fund may also invest a proportion of its assets in global companies listed in the UK. It aims to hold a concentrated portfolio of less than 50 securities. The Investment Manager will focus on companies which it believes have sustainable long-term earnings potential. The Investment Manager is not restricted in terms of size or industry. The Fund is actively managed without reference to a benchmark.

The Fund may also invest in other transferable securities, collective investment schemes, money market instruments, cash and deposits and is also able to use derivatives for efficient portfolio management.

Performance Benchmark

The Fund's performance can be compared to the FTSE All Share (Gross Total Return) Index as the index constituents are representative of the type of companies the Fund invests in.

Class of Shares	A Accumulation Shares I Accumulation Shares W Accumulation Shares
Currency of Denomination	Pounds Sterling
Minimum Initial Investment	£1,000 (or £50 per month under regular savings plan) – A Shares, I Shares (investors through a Fidelity distributor where platform fees are payable, only), W Shares £10,000,000 – I Shares
Minimum Subsequent Investment	£250 – A Shares, W Shares £100,000 – I Shares
Minimum Withdrawal	None, provided minimum holding remains – A Shares, I Shares (investors through a Fidelity distributor where platform fees are payable, only), W Shares £100,000 – I Shares
Minimum Holding	£1,000 (except for regular savings plans – no minimum holding) – A Shares, I Shares (investors through a Fidelity distributor where platform fees are payable, only), W Shares £100,000 – I Shares
ACD's Preliminary Charge	None*
Investment Management Charge	1.5% per annum – A Shares 0.8% – I Shares 0.75% – W Shares
ACD's Service Charge	0.05% per annum
ACD's Registrar Charge	0.10% per annum – A Shares, W Shares None – I Shares
Annual Accounting Date	The last day of February
Half-yearly Accounting Date	31 August
Annual Income Allocation Date	30 April
Interim Income Allocation Date	None

Grouping Periods for Income Equalisation	Annual accounting periods
Annual Report published by	30 June
Interim Report published by	31 October

Performance of the Fund

Annual total return (full calendar years) 2010 to 2019

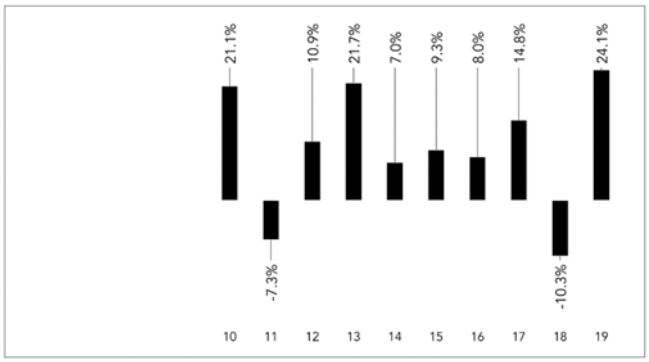

Average annual return to 31.12.19 (3Y, 5Y, 10Y)

Notes

(1) Basis of calculation: NAV to NAV with income reinvested to 31 December 2019, net of tax and annual charges but excluding preliminary charges. More recent past performance information is available from the ACD on request.

(2) Potential investors are warned that past performance should not be seen as an indication of future performance and cannot in any way provide a guarantee of future returns. The value of investments and income from them can go down as well as up, and investors may not get back the original amount invested.

(3) *Certain historic savings plan arrangements may still levy an ACD's preliminary charge, depending on the terms applicable to those arrangements.

(4) The Fund employs the commitment approach to measure its global exposure.

Fidelity UK Smaller Companies Fund

Investment Objective

The Fund aims to increase the value of your investment over a period of 5 years or more.

Investment Policy

The Fund will invest at least 60% in equities (and their related securities) of smaller sized (companies which form the smallest 10% of UK listed companies by market capitalisation) UK companies (those domiciled, incorporated or having significant business in the UK). The Fund may also invest a proportion of its assets in global companies listed in the UK. The Investment Manager will focus on companies it believes to be undervalued and whose recovery potential is not recognised by the market but is not restricted in terms of industry. The Fund is actively managed without reference to a benchmark.

The Fund may also invest in other transferable securities, collective investment schemes, money market instruments, cash and deposits and is also able to use derivatives for efficient portfolio management and investment purposes.

Performance Benchmark

The Fund's performance can be compared to the Numis UK Smaller Companies ex Investment Companies (Gross Total Return) Index as the index constituents are representative of the type of companies the Fund invests in.

Many funds sold in the UK are grouped into sectors by the Investment Association (the trade body that represents UK Investment Managers), to facilitate comparison between funds with broadly similar characteristics. This Fund is classified in the IA UK Smaller Companies sector. Performance data on funds within this sector may be prepared and published by data providers and will be used when evaluating the performance of this Fund. The IA sector most closely reflects the combination of assets in the Fund.

Classes of Shares	A Accumulation Shares W Accumulation Shares
Currency of Denomination	Pounds Sterling
Minimum Initial Investment	£1,000 (or £50 per month under regular savings plan)
Minimum Subsequent Investment	£250
Minimum Withdrawal	None, provided minimum holding remains
Minimum Holding	£1,000 (except for regular savings plans – no minimum holding)
ACD's Preliminary Charge	None*
Investment Management Charge	1.5% per annum – A Shares 0.75% per annum – W Shares
ACD's Service Charge	0.05% per annum
ACD's Registrar Charge	0.10% per annum
Annual Accounting Date	The last day of February
Half-yearly Accounting Date	31 August
Annual Income Allocation Date	30 April
Interim Income Allocation Date	None
Grouping Periods for Income Equalisation	Annual accounting periods
Annual Report published by	30 June
Interim Report published by	31 October

Performance of the Fund

Annual total return (full calendar years) 2010 to 2019

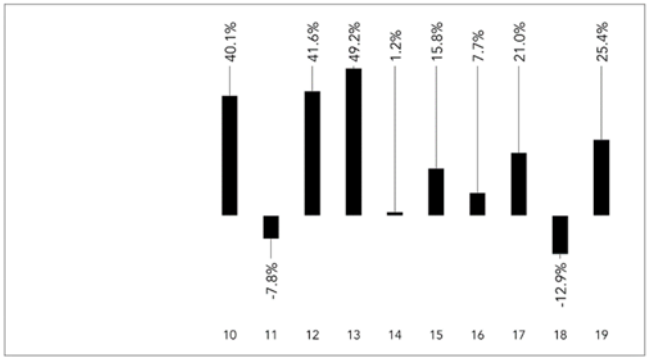

Average annual return to 31.12.19 (3Y, 5Y,10Y)

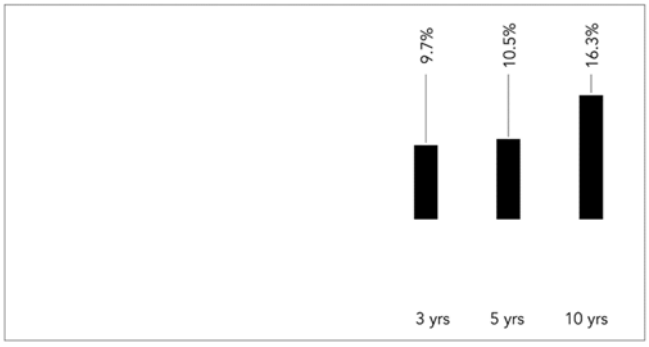

Notes

(1) Past performance information is not available before 2009.

(2) Basis of calculation: NAV to NAV with income reinvested to 31 December 2019, net of tax and annual charges but excluding preliminary charges. More recent past performance information is available from the ACD on request.

(3) Potential investors are warned that past performance should not be seen as an indication of future performance and cannot in any way provide a guarantee of future returns. The value of investments and income from them can go down as well as up, and investors may not get back the original amount invested.

(4) *Certain historic savings plan arrangements may still levy an ACD's preliminary charge, depending on the terms applicable to those arrangements.

(5) The Fund employs the commitment approach to measure its global exposure.

APPENDIX 2: INVESTMENT POWERS AND RESTRICTIONS

Each Fund is categorised as a UCITS.

General

Authorised funds, such as the Funds of the Company, are required to comply with a number of investment rules that require the spreading of risk. The ACD must ensure that, taking account of the investment objective and policy of each Fund, the Scheme Property of each Fund aims to provide a prudent spread of risk. An aim of the restrictions on investment and borrowing powers set out in the COLL Sourcebook (which are summarised below) is to help protect Shareholders by laying down minimum standards for the investments that may be held.

The ACD will, on a Shareholder's request, provide supplementary information to that set out in this Prospectus relating to the quantitative limits applying in the risk management of each Fund, the methods used in this connection, and any recent development of the risk and yields of the main categories of investment of each Fund.

The property of a UCITS must only invest in any or all of:

(a) transferable securities;

(b) units in collective investment schemes;

(c) money market instruments which are normally dealt in on the money markets, are liquid, whose values can accurately be determined at any time, and provided they meet one of certain criteria;

(d) derivatives;

(e) deposits with an Approved Bank which are repayable on demand or have the right to be withdrawn and maturing in no more than twelve months; and

(f) cash and near cash.

It should be noted that exposure to asset classes may be achieved by the use of Derivatives.

This Appendix also explains the additional efficient portfolio management techniques and instruments which may be employed for efficient portfolio management purposes.

The Scheme Property of the Company may also include movable and immovable property that is necessary for the direct pursuit of the Company's business, but it is not intended that the Company will hold any such property.

Transferable Securities

A Fund may invest in "approved securities", which are transferable securities traded on eligible securities markets (as defined below), otherwise than by the specific permission of the market authority. Not more than 10% in value of a Fund's property may consist of transferable securities which are not approved securities or recently issued transferable securities (together with any approved money market instruments) which are not within eligible money market instruments).

Transferable securities are essentially shares, instruments creating or acknowledging indebtedness, government and public securities, instruments giving entitlement to such investments, and certificates representing certain securities, in each case which are transferable without the consent of a third party.

"Eligible securities markets" are (i) regulated markets (multilateral systems that, in respect of the financial instruments admitted to trading under its rules and/or systems: are authorised and function regularly in accordance with the provisions of the Investment Services Title III of the Markets in Financial Instruments Directive, are operated and/or managed by a market operator, and bring together or facilitate the bringing together of multiple third-party buying and selling interests in financial instruments a way that results in a contract); (ii) markets established in the UK and EEA member states which are regulated, operate regularly and are open to the public; and (iii) such other markets which the ACD, after consultation with the Depositary, has decided are appropriate for the purpose of investment of the property of the relevant Fund. In accordance with the relevant criteria in the COLL Sourcebook and formal guidance from the FCA, such markets must operate regularly and be regulated, recognised and open to the public, adequately liquid; and have arrangements for unimpeded transmission of income and capital to or to the order of investors.

The Eligible securities markets for each Fund (in addition to those established in EEA member states) are set out in the Annex at the end of this Appendix 2.

Collective Investment Schemes

Investment by a Fund in units in collective investment schemes is subject to the following restrictions:

- A Fund may invest in any of the following types of collective investment scheme:

  (a) a scheme which complies with the conditions necessary for it to enjoy the rights conferred by the UCITS Directive. A UCITS scheme for this purpose also includes, in addition to qualifying UK authorised unit trusts and open-ended investment companies, UCITS schemes established in other EEA member states which are recognised under section 264 of the Financial Services and Markets Act 2000 to meet the UCITS Directive requirements;

  (b) a scheme which is recognised under the provisions of section 270 of the Financial Services and Markets Act 2000 (schemes authorised in designated countries or territories);

  (c) a scheme which is a UK authorised scheme which is classified as a non-UCITS retail scheme, if the requirements set out in Article 50(1)(e) of the UCITS Directive are met; or

  (d) a scheme which is authorised in another EEA State, if the requirements set out in Article 50(1)(e) of the UCITS Directive are met.

- In relation to the schemes mentioned at paragraphs (c) and (d) above, the requirements of Article 50(1)(e) of the UCITS Directive are as follows:

  – the scheme is authorised under laws which provide that it is subject to supervision considered by UCITS competent authorities to be equivalent to that laid down in community law and that co-operation between authorities is sufficiently assured;

  – the level of protection for unitholders in the scheme is equivalent to that provided for unitholders in the UCITS and, in particular, the rules on asset segregation, borrowing, lending and uncovered sales of transferable securities and money market instruments are equivalent to the requirements of the UCITS Directive;

  – the business of the scheme is reported in half-yearly and annual reports to enable an assessment to be made of the assets and liabilities, income and operations over the reporting period;

  – no more than 10% of the scheme's assets, whose acquisition is contemplated, can, according to its fund rules or instrument of incorporation, be invested in aggregate units of other UCITS or other collective investment undertakings; and

  – the object of the Scheme must be to invest solely in UCITS eligible assets.

  UK non-UCITS retail schemes are therefore possible investments, subject to their being restricted to investment in UCITS eligible assets only.

- Whilst investment is possible in schemes in any of the categories mentioned in paragraphs (a) to (d) above, not more than 30% in value of a Fund may be invested in schemes which are within paragraphs (b), (c) and (d) above.

- Any collective investment scheme in which a Fund invests must have terms which prohibit more than 10% in value of the Scheme Property consisting of units in collective investment schemes.

- As mentioned below (see "Spread Requirements"), under COLL no more than 20% in value of a Fund is to consist of units in any one collective investment scheme. However, in order that each Fund is available as an underlying investment of another UCITS scheme operating under the COLL Sourcebook, the Company's Instrument of Incorporation provides that no more than 10% in value of the Scheme Property of a Fund may consist of units in collective investment schemes.

- Also as mentioned below (see "Concentration Restrictions"), the Company's Funds must not together acquire more than 25% of the units in any single collective investment scheme.

- In accordance with the COLL Sourcebook, a Fund may invest in another Fund in the Company. A Fund may also invest in associated collective investment schemes (other collective investment schemes which are managed or operated by the ACD or an associate of the ACD) provided there is no double charging of the preliminary charge on investment, or of the redemption charge on disinvestment, on the basis set out in the COLL Sourcebook.

Money Market Instruments

An approved money market instrument is a money market instrument which is normally dealt in on the money market, is liquid and has a value which can be accurately determined at any time.

- Normally dealt in on the money market

  A money market instrument shall be regarded as normally dealt in on the money market if it:

  (a) has a maturity at issuance of up to and including 397 days;

  (b) has a residual maturity of up to and including 397 days;

  (c) undergoes regular yield adjustments in line with money market conditions at least every 397 days; or

  (d) has a risk profile including credit and interest rate risks corresponding to that of the instrument which

- Regarded as liquid

  A money market instrument shall be regarded as liquid if it can be sold at limited cost in an adequately short time frame taking into account the obligation of the ACD to redeem Shares at the request of any qualifying Shareholder.

- Has a value which can be accurately determined at any time

  A money market instrument shall be regarded as having a value which can be accurately determined at any time if accurate and reliable valuation systems, which fulfil the following criteria, are available:

  - they enable the ACD to calculate a net asset value in accordance with the value at which the instrument held in the portfolio could be exchanged between knowledgeable willing parties in an arm's length transaction; and
  - they are based either on market data or on valuation models including systems based on amortised costs.

Eligible money market instruments

Generally investment may be made in the following types of approved money market instrument:

(1) Money market instruments admitted to/dealt in on an eligible market

A money market instrument that is normally dealt in on the money market and is admitted to or dealt in on an eligible market shall be presumed to be liquid and have a value which can be accurately determined at any time, and so be an approved money market instrument, unless there is information available to the ACD that would lead to a different determination.

(2) Money market instruments with certain regulated issuers

In addition to instruments admitted to or dealt in on an eligible market, a UCITS scheme may invest in an approved money market instrument provided:

- the issue or the issuer is regulated for the purpose of protecting investors and savings

This is regarded as being the case if:

- the instrument is an approved money market instrument (as explained above);
- appropriate information is available for the instrument (including information which allows an appropriate assessment of credit risks related to investment in it); and
- the instrument is freely transferable.

Regarding the requirement for there to be appropriate information for the instrument, generally, the following information must be available:

- information on both the issue or the issuance programme, and the legal and financial situation of the issuer prior to the issue of the instrument, verified by appropriately qualified third parties not subject to instructions from the issuer;
- updates of that information on a regular basis and whenever a significant event occurs; and
- available and reliable statistics on the issue or the issuance programme, or where appropriate, other data enabling an appropriate assessment of the credit risks related to investment in those instruments.

In addition, in the case of an approved money market instrument issued or guaranteed by a central authority of an EEA state or, if the EEA state is a federal state, one of the members making up the federation, the European Union or the European Investment Bank or a non EEA state or, in the case of a federal state, one of the members making up the federation, or which is issued by a regional or local authority of an EEA state or a public international body to which one or more EEA states belong and is guaranteed by a central authority of an EEA state or, if the EEA state is a federal state, one of the members making up the federation, then information must be available on the issue or the issuance programme, or on the legal and financial situation of the issuer prior to the issue of the instrument;

- the instrument is:
  - issued or guaranteed by any one of the following: a central authority of an EEA state or, if the EEA state, is a federal state, one of the members making up the federation; a regional or local authority of an EEA state; the European Central Bank or a central bank of an EEA state; the European Union or the European Investment Bank; a non EEA state or, in the case of federal state, one of the members making up the federation; a public international body to which one or more EEA member states belong;
  - issued by a body, any securities of which are dealt in on an eligible market; or
  - issued or guaranteed by an establishment which is: (i) subject to prudential supervision in accordance with the criteria defined by European Community law or (ii) subject to and complies with prudential rules considered by the FCA to be at least as stringent as those laid down by European Community law. (This latter condition is considered satisfied if it is subject to and complies with prudential rules and fulfils one or more of the following criteria: it is located in the EEA; it is located in an OECD country belonging to the Group of Ten; it has at least investment grade rating or, on the basis of an in depth analysis of the issuer, it can be demonstrated that prudential rules applicable to that issuer are at least as stringent as those laid down by European Community law.)

(3) Certain other money market instruments with a regulated issuer

In addition to instruments admitted to or dealt in on an eligible market, a UCITS scheme may also, with the express consent of the FCA (which takes the form of a waiver under Section 138A and 138B of the Financial Services and Markets Act 2000), invest in an approved money market instrument provided:

- the issue or issuer is itself regulated for the purpose of protecting investors and savings on the basis explained above;
- investment in that instrument is subject to investor protection equivalent to that provided by instruments which satisfy the requirements explained above; and
- the issuer is a company whose capital and reserves amount to at least €10 million and which presents and publishes its annual accounts in accordance with Directive 78/660/EEC, is an entity which, within a group of companies which includes one or several listed companies, is dedicated to the financing of the group or is an entity which is dedicated to the financing of securitisation vehicles which benefit from a banking liquidity line.

A securitisation vehicle is a structure, whether in corporate, trust or contractual form, set out for the purpose of securitisation operations.

A banking liquidity line is a banking facility secured by a financial institution which is an establishment subject to prudential supervision in accordance with criteria defined by European Community law or in an establishment which is subject to, and complies with, prudential rules considered by the FCA to be at least a stringent as those laid down by European Community law.

Limited investment in other approved money market instruments

Not more than 10% in value of the Scheme Property of a Fund may consist of approved money market instruments which are not within any of the three paragraphs under the heading 'Eligible money market instruments' above (together with any transferable securities which are not approved securities or recently issued transferable securities as explained above).

Investment Powers and Restrictions for the Fidelity Cash Fund ("Cash Fund")

The Cash Fund qualifies as Short-Term Variable Net Asset Value Money Market Fund with the following investment powers and restrictions:

I) Eligible Assets The Cash Fund may exclusively invest in the following eligible assets:

A) Money Market Instruments that fulfil all of the following requirements:

a) It falls within the following categories:

i) Money Market Instruments admitted to or dealt in on a Regulated Market, admitted to official listing on a stock exchange; and/or

ii) Money Market Instruments other than those dealt in on a Regulated Market, if the issue or the issuer of such instruments are themselves regulated for the purpose of protecting Investors and savings, and provided that such instruments are:

1. issued or guaranteed by a central, regional or local authority or by a central bank of an EU Member State, the European Central Bank, the EU or the European Investment Bank, a non-EU Member State or, in case of a Federal State, by one of the members making up the federation, or by a public international body to which one or more EU Member States belong; or

2. issued by an undertaking, any securities of which are dealt in on Regulated Markets referred to in a) i) above; or

3. issued or guaranteed by an establishment subject to prudential supervision, in accordance with criteria defined by EU Law, or by an establishment which is subject to and complies with prudential rules considered by the FCA to be at least as stringent as those laid down by EU Law; or

4. issued by other bodies belonging to the categories approved by the FCA provided that investments in such instruments are subject to investor protection equivalent to that laid down in 1. 2. and 3. above and provided that the issuer is a company whose capital and reserves amount to at least EUR 10,000,000 and which presents and publishes its annual accounts in accordance with Directive 2013/34/EU, is an entity which, within a group of companies which includes one or several listed companies, is dedicated to the financing of the group or is an entity which is dedicated to the financing of securitisation vehicles which benefit from a banking liquidity line.

b) it displays one of the following alternative characteristics:

1. it has a legal maturity at issuance of 397 days or less;

2. it has a residual maturity of 397 days or less.

c) the issuer of the Money Market Instrument and the quality of the Money Market Instrument have received a favourable assessment pursuant to the internal credit quality assessment procedure established by the Management Company;

This requirement shall not apply to Money Market Instruments issued or guaranteed by the EU, a central authority or central bank of an EU Member State, the European Central Bank, the European Investment Bank, the European Stability Mechanism or the European Financial Stability Facility.

d) where the Cash Fund invests in a securitisation or Asset Backed Commercial Papers ("ABCPs"), it is subject to the requirements laid down in B) below.

B) 1) Eligible securitisation and ABCPs provided that the securitisation or ABCP is sufficiently liquid, has received a favourable assessment pursuant to the internal credit quality assessment procedure established by the ACD, and is any of the following:

a) a securitisation referred to in Article 13 of Commission Delegated Regulation (EU) 2015/61;

b) an ABCP issued by an ABCP programme which:

1. is fully supported by a regulated credit institution that covers all liquidity, credit and material dilution risks, as well as ongoing transaction costs and ongoing programme-wide costs related to the ABCP, if necessary to guarantee the investor the full payment of any amount under the ABCP;

2. is not a re-securitisation and the exposures underlying the securitisation at the level of each ABCP transaction do not include any securitisation position;

3. does not include a synthetic securitisation as defined in point (11) of Article 242 of Regulation (EU) No 575/2013;

c) a simple, transparent and standardised (STS) securitisation or ABCP provided that the criteria identifying these STS as laid down by Article 11 of the MMFR, as amended, are complied with.

As from 1 January 2019, this paragraph will be amended as follows:

"a simple, transparent and standardised (STS) securitisation, as determined in accordance with the criteria and conditions laid down in Articles 20, 21 and 22 of Regulation (EU) 2017/2402 of the European Parliament and of the Council, or an STS ABCP, as determined in accordance with the criteria and conditions laid down in Articles 24, 25 and 26 of that Regulation".

2) The Cash Fund may invest in the securitisations or ABCPs provided any of the following conditions is fulfilled, as applicable:

a) the legal maturity at issuance of the securitisations referred to in point a) above is two years or less and the time remaining until the next interest rate reset date is 397 days or less;

b) the legal maturity at issuance or residual maturity and ABCPs of the securitisations referred to in 1) a), b) and c) above is two years or less and the time remaining until the next interest rate reset date is 397 days or less;

c) The securitisations referred to in points 1) a) and c) above are amortising instruments and have a WAL of two years or less.

C) Deposits with credit institutions provided that all of the following conditions are fulfilled:

a) the deposit is repayable on demand or is able to be withdrawn at any time;

b) the deposit matures in no more than 12 months;

c) the credit institution has its registered office in a EU Member State or, where the credit institution has its registered office in a third country, it is subject to prudential rules considered equivalent to those laid down in EU Law in accordance with the procedure laid down in Article 107(4) of Regulation (EU) No 575/2013.

D) Repurchase agreements provided that all the following conditions are fulfilled:

a) It is used on a temporary basis, for no more than seven working days, only for liquidity management purposes and not for investment purposes other than as referred to in point c) below.

b) The counterparty receiving assets transferred by the relevant Cash fund as collateral under the repurchase agreement is prohibited from selling, investing, pledging or otherwise transferring those assets without the prior consent of the Cash Fund;

c) The cash received by the Cash Fund as part of the repurchase agreement is able to be:

1. placed on deposits in accordance with C) above; or

2. invested in liquid transferable securities or Money Market Instruments other than those referred to in I) A) above provided that those assets comply with one of the following conditions:

(i) they are issued or guaranteed by the Union, a central authority or central bank of a Member State of the EU, the European Central Bank, the European Investment Bank, the European Stability Mechanism or the European Financial Stability Facility provided that a favourable assessment has been received pursuant to the internal credit rating assessment procedure established by the ACD;

(ii) they are issued or guaranteed by a central authority or central bank of a non-EU Member State, provided that a favourable assessment has been received pursuant to the internal credit rating assessment procedure of the ACD.

(iii) Cash received by the Cash Fund as part of the repurchase agreement shall not otherwise be invested in other assets, transferred or otherwise reused.

d) Cash received by the Cash Fund as part of the repurchase agreement does not exceed 10% of its assets.

e) The Cash Fund has the right to terminate the agreement at any time upon giving prior notice of no more than two working days.

E) Reverse repurchase agreements provided that all of the following conditions are fulfilled:

a) the Cash Fund has the right to terminate the agreement at any time upon giving prior notice of no more than two working days;

b) the assets received by the Cash Fund as part of a reverse repurchase agreement shall:

1. be Money Market Instruments that fulfil the requirements set out in I) A) above and not include securitisations and ABCPs;

2. have a market value which is at all times at least equal to the cash paid out;

3. not be sold, reinvested, pledged or otherwise transferred;

4. be sufficiently diversified with a maximum exposure to a given issuer of 15% of the Cash Fund net asset value except where those assets take the form of Money Market Instruments that fulfil the requirements of III) a) (viii) below.

5. be issued by an entity that is independent from the counterparty and is expected not to display a high correlation with the performance of the counterparty;

By way of derogation from (1) above, the Cash Fund may receive as part of a reverse repurchase agreement liquid transferable securities or Money Market Instruments other than those referred to in I) A) above provided that those assets comply with one of the following conditions:

(i) they are issued or guaranteed by the Union, a central authority or central bank of a Member State of the EU, the European Central Bank, the European Investment Bank, the European Stability Mechanism or the European Financial Stability Facility provided that a favourable assessment has been received pursuant to the internal credit rating assessment procedure established by the ACD;

(ii) they are issued or guaranteed by a central authority or central bank of a non-EU Member State, provided that a favourable assessment has been received pursuant to the internal credit rating assessment procedure of the ACD*;*

The assets received as part of a reverse repurchase agreement in accordance with the above shall fulfil the diversification requirements described under [III) a) viii)].

c) The Cash Fund shall ensure that it is able to recall the full amount of cash at any time on either an accrued basis or a Mark-to-Market basis. When the cash is recallable at any time on a Mark-to-Market basis, the Mark-to-Market value of the reverse repurchase agreement shall be used for the calculation of the Net Asset Value per Share of the Cash Fund.

F) Units or shares of any other Money Market Fund ("targeted Money Market Fund") provided that all of the following conditions are fulfilled:

a) no more than 10 % of the assets of the targeted Money Market Fund are able, according to its fund rules or instruments of incorporation, to be invested in aggregate in units or shares of targeted Money Market Funds.

b) the targeted Money Market Fund does not hold units or shares of the acquiring Cash Fund.

c) the targeted Money Market Fund is authorised under the MMFR.

G) Financial derivative instruments provided that they are dealt in on (i) a stock exchange or a Regulated Market or OTC provided that all of the following conditions are fulfilled:

i) the underlying of the financial derivative instrument consist of interest rates, foreign exchange rates, currencies or indices representing one of those categories;

ii) the financial derivative instrument serves only the purpose of hedging the interest rate or exchange rate risks inherent in other investments of the Cash funds;

iii) the counterparties to OTC derivative transactions are an Eligible Institution or an Approved Bank as defined in the FCA rules

iv) the OTC derivatives are subject to reliable and verifiable valuation on a daily basis and can be sold, liquidated or closed by an offsetting transaction at any time at their fair value at the Cash Fund's initiative.

II) Ancillary Assets

The Cash Fund may hold ancillary liquid assets.

III) Investment Diversification

a) i) The Cash Fund will invest no more than 5% of its assets in Money Market Instruments, securitisations and ABCPs issued by the same body.

The Cash Fund may not invest more than 10% of its assets in deposits made with the same credit institution, unless the structure of the UK banking sector is such that there are insufficient viable credit institutions to meet that diversification requirement and it is not economically feasible for the Cash Fund to make deposits in another Member State of the EU, in which case up to 15 % of its assets may be deposited with the same credit institution.

ii) By way of derogation from III) a) i) above, the Cash Fund may invest up to 10% of its assets in Money Market Instruments, securitisations and ABCPs issued by the same body provided that the total value of such Money Market Instruments, securitisations and ABCPs held by the Cash Fund in each issuing body in which it invests more than 5 % of its assets does not exceed 40 % of the value of its assets.

iii) The aggregate of all of the Cash Fund’s exposures to securitisations and ABCPs shall not exceed 15% of its assets.

As from 1 January 2019, the aggregate of all of the Cash Fund's exposures to securitisations and ABCPs shall not exceed 20% of its assets, whereby up to 15% of that Fund's assets may be invested in securitisations and ABCPs that do not comply with the criteria for the identification of STS securitisations and ABCPs.

iv) The aggregate risk exposure to the same counterparty of a Fund stemming from OTC derivative transactions which fulfil the conditions set out in I) G) above shall not exceed 5% of the assets of the Cash Fund.

v) The aggregate amount of cash provided to the same counterparty of acting on behalf of the Cash Fund in reverse repurchase agreements shall not exceed 15 % of the assets of the Cash Fund.

vi) Notwithstanding the individual limits laid down in paragraph III) a) i), ii) and iii), the Fund shall not combine, for the Cash Fund, any of the following:

(i) investments in Money Market Instruments, securitisations and ABCPs issued by, and/or

(ii) deposits made with, and/or OTC financial derivative instruments giving counterparty risk exposure to a single body in excess of 15% of the Cash Fund's assets.

vii) The limit of 15% laid down in III) a) vi) above would be increased to a maximum of 20% in Money Market Instruments, deposits and OTC financial derivative instruments of that single body to the extent the structure of the UK financial market would be such that there are insufficient viable financial institutions to meet that diversification requirement and it is not economically feasible for the Company to use financial institutions in other Member States of the EU.

viii) The limit laid down in the first paragraph of III) a) i) may be of a maximum of 10% for certain bonds when they are issued by a single credit institution which has its registered office in a Member State of the EU and is subject by law, to special public supervision designed to protect bondholders. In particular, sums deriving from the issue of these bonds must be invested in accordance with the law, in assets which, during the whole period of validity of the bonds, are capable of covering claims attached to the bonds and which, in case of failure of the issuer, would be used on a priority basis for the repayment of the principal and payment of accrued interest.

If the Cash Fund invests more than 5% of its assets in the bonds referred to in the above paragraph and issued by a single issuer, the total value of such investments may not exceed 40% of the value of the assets of the Cash Fund.

ix) Notwithstanding the individual limits laid down in [III) a) i)] the Cash Fund may invest no more than 20 % of its assets in bonds issued by a single credit institution where the requirements set out in point (f) of Article 10(1) or point (c) of Article 11(1) of Delegated Regulation (EU) 2015/61 are met, including any possible investment in assets referred to in [III) a) ix) above].

Where the Cash Fund invests more than 5 % of its assets in the bonds referred to in the above paragraph issued by a single issuer, the total value of those investments shall not exceed 60 % of the value of the assets of the relevant Cash fund, including any possible investment in assets referred to in [III) a) ix) above], respecting the limits set out therein.

Companies which are part of the same group for the purposes of the establishment of consolidated accounts, as defined in accordance with Directive 2013/34/EU or in accordance with recognised international accounting rules, are regarded as a single body for the purpose of calculating the limits contained in section III) a).

x) The Cash Fund must ensure an adequate spread of investment risks by sufficient diversification

xi) **Notwithstanding the provisions outlined in III) a) i), the Cash Fund may invest up to 100% of its assets, in accordance with the principle of risk spreading, in Money Market Instruments issued or guaranteed separately or jointly by the EU, the national, regional and local administrations of the Member States of the EU or their central banks, the European Central Bank, the European Investment Bank, the European Investment Fund, the European Stability Mechanism, the European Financial Stability Facility, a central authority or central bank of a member state of the OECD, Group of Twenty or Singapore, the International Monetary Fund, the International Bank for Reconstruction and Development, the Council of Europe Development Bank, the European Bank for Reconstruction and Development, the Bank for International Settlements, or any other relevant international financial institution or organisation to which one or more Member States of the EU belong, provided that the Cash Fund must hold Money Market Instruments from at least six different issues by the same issuer and Money Market Instruments from one issue do not account for more than 30% of the assets of the Cash Fund.**

IV) Individual issuer spread

a) The Cash Fund may not acquire more than 10% of Money Market Instruments, securitisations and ABCPs issued by a single body.

b) Paragraph a) above is waived as regards Money Market Instruments issued or guaranteed by the EU, national, regional and local administrations of the Member States of the EU or their central banks, the European Central Bank, the European Investment Bank, the European Investment Fund, the European Stability Mechanism, the European Financial Stability Facility, a central authority or central bank of a third country, the International Monetary Fund, the International Bank for Reconstruction and Development, the Council of Europe Development Bank, the European Bank for Reconstruction and Development, the Bank for International Settlements, or any other relevant international financial institution or organisation to which one or more Member States of the EU belong.

V) Investment in funds

a) The Cash Fund may acquire units or shares of targeted Money Market Funds as defined under paragraph I) F) provided that, in principle, no more than 10% in total of the Cash Fund's assets is invested in units or shares of targeted Money Market Funds.

b) The Cash Fund may acquire units or shares of another targeted Money Market Fund provided that it represents no more than 5% of the Cash Fund's assets.

c) The Cash Fund may derogate from the first paragraph of item V) a) above but may not invest in aggregate more than 17.5% of its assets in units or shares of other targeted Money Market Funds.

d) By derogation to b) and c) above, the Cash Fund may either subject to the requisite FCA and shareholder approval:

(i) be a feeder Money Market Fund investing at least 85% of its assets in one other single targeted Money Market Fund UCITS in accordance with Article 58 of the UCITS Directive; or

(ii) invest up to 20% of its assets in other targeted Money Market Funds with a maximum of 30% in aggregate of its assets in targeted Money Market Funds which are not UCITS in accordance with Article 55 of the UCITS Directive,

provided that the following conditions are met:

a. the Cash Fund is marketed solely through an employee savings scheme governed by national law and which has only natural persons as investors;

b. the employee savings scheme referred to above only allows investors to redeem their investment subject to restrictive redemption terms which are laid down in national law, whereby redemptions may only take place in certain circumstances that are not linked to market developments.

e) Where the target Money Market Fund is managed, whether directly or under a delegation, by the ACD or by any other company to which the ACD is linked by common management or control, or by a substantial direct or indirect holding, the ACD or that other company, is prohibited from charging subscription or redemption fees.

In respect of the Cash Fund's investments in the target Money Market Fund linked to the Fund as described in the preceding paragraph, there shall be no management fee charged to that portion of the assets of the relevant Cash fund. The Fund will indicate in its annual report the total management fees charged both to the Cash Fund and to the target Money Market Fund in which such Cash fund has invested during the relevant period.

f) The underlying investments held by the targeted Money Market Fund in which the Cash Fund invests do not have to be considered for the purpose of the investment restrictions set forth under III) a) above.

g) The Cash Fund may act as a master fund for other funds.

VI) Further restrictions

In addition, the Cash Fund will not:

a) invest in assets other than those referred to under I) above;

b) short sell Money Market Instruments, securitisations, ABCPs and units or shares of other Money Market Funds;

c) take direct or indirect exposure to equity or commodities, including via derivatives, certificates representing them, indices based on them, or any other means or instrument that would give an exposure to them;

d) enter into securities lending agreements or securities borrowing agreements, or any other agreement that would encumber the assets of the Fund;

e) borrow and lend cash.

The Cash Fund will in addition comply with such further restrictions as may be required by the regulatory authorities in which the Shares of the Cash Fund are marketed, as further detailed if applicable in Appendix 5.

Portfolio rules

Since the Cash Fund qualifies as a Short-Term Variable Net Asset Value Money Market Fund, it shall also comply on an ongoing basis with all of the following requirements:

- its portfolio is to have a WAM (weighted average maturity as defined in the MMFR) of no more than 60 days; and

- its portfolio is to have a WAL (weighted average life as defined in the MMFR) of no more than 120 days.

- at least 7,5 % of the total net assets of the Cash Fund are to be comprised of daily maturing assets, reverse repurchase agreements which are able to be terminated by giving prior notice of one working day, or cash which is able to be withdrawn by giving prior notice of one working day.

- at least 15 % of its total net assets of the Cash Fund are to be comprised of weekly maturing assets, reverse repurchase agreements which are able to be terminated by giving prior notice of five working days, or cash which is able to be withdrawn by giving prior notice of five working days. For the purpose of such calculation, money market instruments or units or shares of other Money Market Funds may be included within the weekly maturing assets of the Cash Fund up to

a limit of 7,5 % of its total net assets provided they are able to be redeemed and settled within five working days.

Internal Credit Quality Assessment Procedure

In accordance with the Money Market Fund Regulation and the FCA Rules, the ACD will ensure that a customised internal credit quality assessment procedure based on prudent, systematic and continuous assessment methodologies for systematically determining the credit quality of the Funds that qualify as money market funds, is established, implemented and consistently applied. The ACD has approved four separate credit quality assessment procedures (i) sovereign issuers, (ii) government related issuers, (iii) financial corporate issuers and (iv) non-financial corporate issuers.

A list of eligible issuers (known as "Approved List") is maintained and a money market Fund is only allowed to invest into instruments from issuers that are on this list. Each of the issuers on the list is assigned to an analyst in the credit research team.

An effective process has been established by the ACD to ensure that relevant information on the issuer and instrument's characteristics are obtained and kept up-to-date.

Determination of credit risk of an issuer or guarantor and its instruments will be solely made by the assigned analyst under the responsibility of the ACD and will be based on an independent analysis of the issuer's or guarantor's ability to repay its debt obligations. This determination follows a systematic four step process designed in accordance with Chapter 3 of the delegated regulation 2018/990 and paragraph 1 of Article 20 of the Regulation. An issuer or guarantor and its instruments must pass each of the four steps. These steps may include the following elements, where applicable:

(i) Quantitative factors: issuers must meet or exceed pre-determined thresholds on quantitative metrics such as financial ratios and macro-economic performance (such as but not limited to capitalisation, liquidity, asset quality, profitability, leverage, adjusted EBITDA/interest, liquidity sources, GDP per capita, unemployment rate, world bank government effectiveness score, bank non-performing loan ratio, government interest expense to government revenues.

(ii) External and market based factors: issuers must pass thresholds relating to bond or CDS spreads of relevant instruments as well as having an external credit rating of at least A3 or A- with Moody's and/or Standard & Poors.

(iii) Qualitative factors: assigned analyst considers qualitative factors (such as but not limited to governance, business model, risk profile, macro backdrop, diversification, government stability, government plans, currency strength), that deem to be necessary for a comprehensive and prudent credit quality assessment of the issuer or guarantor.

(iv) Instrument specific factors: assigned analyst considers instrument specific factors (such as but not limited to whether the instrument is a direct and unconditional payment obligation, the degree of flexibility over the timing of interest and principal payments, the payment rank of the instrument, and its liquidity profile), that deem to be necessary for instrument to be considered of high credit quality and liquidity.

For government related issuers and guarantors, a different approach is used. The main driver of the credit quality for government related issuers or guarantor is the strength of the link between the government related issuer or guarantor and the sovereign. Therefore, the assessment focus on the strength of this link (such as ownership, explicit or implicit guarantees, barriers to support, client relationships, exposure to common risks, economic importance, classification by rating agencies, etc) and a favourable assessment is given if the probability or default of the government related issuer deems to be closely linked to the sovereign.

Only if an issuer or guarantor and its instruments pass all stages of the procedure will it receive a favourable assessment and will be on the approved counterparty list.

A credit assessment for all issuers or guarantors on the approved counterparty risk will be conducted at least annually and made available to the ACD at least annually.

Data used in the credit quality assessment are all from reliable sources, including (but not exhaustively) from Bloomberg, credit rating agencies, Haver Analytics, the international monetary fund (the "IMF"), and directly from official company reports. Furthermore, the methodologies used are validated with a comprehensive back-test using Moody's default data to ensure the criteria used to assess credit quality remain robust.

The oversight of the internal credit quality assessment procedures will lie with the ACD which will be assisted by the Fixed Income Investment Risk Oversight Committee ("FIIROC"), which is an independent committee responsible for fixed income risk oversight. FIIROC and ultimately the ACD is

responsible for ensuring that data used in the credit quality assessments is of sufficient quality, up-to-date and from reliable sources.

A credit assessment for all issuer and guarantors on the approved list will be produced, in accordance with the FCA Rules at least annually by the assigned analyst. FIIROC is responsible and ultimately the ACD for ensuring that the annual frequency requirement is met. FIIROC and ultimately the ACD will be responsible for deciding whether a material change has occurred and analysts will need to prepare a new credit assessment for affected issuers or guarantors.

When determining the credit quality of an issuer and of an instrument, the ACD will ensure that there is no mechanistic over-reliance on external ratings.

The appropriateness of the credit quality assessment procedures will be assessed annually (or more often if necessary) and changes thereto will be approved by senior management and the ACD. In case there is a material change, within the meaning of the Money Market Fund Regulation that could have an impact on the existing assessment of an instrument, a new credit quality assessment will be performed. In addition, the internal credit quality assessment procedure is monitored on an ongoing basis.

Derivatives

Derivatives may be used by UCITS for efficient portfolio management purposes or more widely for investment purposes or both.

Entering into Derivatives for investment purposes may, to some extent, alter the risk profile of a Fund depending on the circumstances and purposes for which Derivatives are used.

Although all of the Company's Funds are now governed by the COLL Sourcebook, the power to use Derivatives for specific investment purposes is currently available to Fidelity Emerging Asia Fund, Fidelity Emerging Europe, Middle East and Africa Fund, Fidelity Enhanced Income Fund, Fidelity Extra Income Fund, Fidelity Global Enhanced Income Fund, Fidelity Global High Yield Fund, Fidelity Global Special Situations Fund, Fidelity MoneyBuilder Balanced Fund, Fidelity MoneyBuilder Income Fund, Fidelity Short Dated Corporate Bond Fund, Fidelity Special Situations Fund, Fidelity Strategic Bond Fund and Fidelity UK Smaller Companies Fund only.

Use of Derivatives by the Funds

The ability of a Fund to use Derivatives is set out in the relevant Fund details in Appendix 1.

A Fund's use of Derivatives must be consistent with the Fund's Investment Objectives and Investment Policy and also comply with the investment and borrowing powers and restrictions set out in the COLL Sourcebook, which are summarised in Appendix 2 of this Prospectus.

Some Funds may use Derivatives for the purposes of efficient portfolio management (including hedging) and others also have the power to use Derivatives for investment purposes where provided for as part of the investment policies and strategies of the Fund. For a Fund using Derivatives for investment purposes, Derivatives may be used more widely.

Where Derivatives may only be used by a Fund for efficient portfolio management purposes, this means they can only be entered into if they:

- are economically appropriate in that they are realised in a cost effective way; and
- are entered into for one or more of the following specific aims: reduction of risk; reduction of cost; generation of additional capital or income for the Fund with a risk level which is consistent with the risk profile of the Fund and the risk diversification rules laid down in the COLL Sourcebook.

There is no limit on the amount or value of the Scheme Property of the Fund which may be used in respect of such transactions, but the ACD will only enter into a transaction if it reasonably believes the transaction to be economically appropriate and within the rules in the COLL Sourcebook which are summarised in this Appendix 2.

Where Derivatives may be used for investment purposes, a Fund will have wider powers than those under efficient portfolio management. (Such wider powers are not constrained as to their purposes as set out above). Where a Fund has the ability to use Derivatives for investment purposes this is stated in its investment policy in Appendix 1 and those Funds may use Derivatives for the purposes of meeting their investment objective as well as aiming to manage risks that may relate to capital, currency, duration, inflation and credit management, as appropriate.

Derivative instruments available for UCITS

This section outlines the general Derivatives powers for UCITS.

Subject to certain detailed restrictions, a transaction in a Derivative may be effected for a relevant Fund if it is a permitted transaction and the transaction is covered, on the basis explained below. A transaction in a Derivative must not cause a Fund to diverge from its investment objectives.

A Derivative includes an instrument which fulfils the following criteria, as appropriate:

- it allows the transfer of the credit risk of the underlying independently from the other risks associated with that underlying;
- it does not result in the delivery or the transfer of assets other than those referred to regarding permitted types of Scheme Property for a UCITS including cash;
- in the case of an OTC Derivative, it complies with the requirements for OTC transactions in Derivatives explained below; and
- its risks are adequately captured by the risk management process of the ACD, and by its internal control mechanisms in the case of risks of asymmetry of information between the ACD and the counterparty to the Derivative, resulting from potential access of the counterparty to non-public information on persons whose assets are used as the underlying by that Derivative.

Permitted underlying assets for Derivative transactions

The underlying property of any transaction in a Derivative must consist of any one or more of the following to which the scheme is dedicated:

- transferable securities;
- approved money market instruments admitted to, or dealt in on, an eligible market or with a regulated issuer;
- deposits;
- permitted Derivatives;
- units in a collective investment scheme;
- interest rates;
- foreign exchange rates;
- currencies; and
- financial indices which satisfy the following criteria;
  - the index is sufficiently diversified;
  - it is if composed in such a way that price movements or trading activities regarding one component do not unduly influence the performance of the whole index; where it is composed of assets in which a UCITS is permitted to invest, its composition is at least diversified in accordance with the requirements on spread and concentration for UCITS; and, where it is composed of assets in which a UCITS cannot invest it is diversified in a way which is equivalent to the diversification achieved by the requirements with respect to spread and concentration applicable to UCITS;
  - the index represents an adequate benchmark for the market to which it refers;
  - it is if it measures the performance of a representative group of underlyings in a relevant and appropriate way; it is revised or rebalanced periodically to ensure that it continues to reflect the market to which it refers, following criteria which are publicly available; and the underlying is sufficiently liquid, allowing users to replicate it if necessary; and
  - the index is published in an appropriate manner i.e. if its publication process relies on sound procedures to collect prices and calculate and subsequently publish the index value, including pricing procedures for components where a market price is not available; and material information on matters such as index calculation, rebalancing methodologies, index changes or any operational difficulties in providing timely or accurate information is provided on a wide and timely basis.

An index based on Derivatives on commodities or an index on immovable property may be regarded as a financial index provided it satisfies the above criteria. When assessing whether a hedge fund index satisfies these criteria, the ACD will consider the Committee of European Securities Regulators' Guidelines on the classification of hedge fund indices as financial indices.

If the composition of an index is not sufficiently diversified in order to avoid undue concentration, its underlying assets should be combined with the other assets of the UCITS when assessing compliance with the requirements on cover for transactions in Derivatives and also the spread requirements.

Where Derivatives are used to track or gain high exposure to an index comprising assets in which a UCITS cannot invest, the index should be at least diversified in a way which is equivalent to the diversification achieved by the requirements on spread and concentration explained below. If Derivatives on that index are used for risk diversification purposes, provided the exposure of the UCITS to that index complies with the 5%, 10% and 40% ratios required for spread restriction purposes, there is no need to look at the underlying components of that index to ensure that it is sufficiently diversified.

Permitted transactions in Derivatives

A transaction in a Derivative must either:

(i) be effected on or under the rules of an "eligible Derivatives market" (as explained below); or

(ii) comply with COLL regarding a transaction in an OTC Derivative (as explained below).

A market is an "eligible Derivatives market" if the ACD, after consultation with the Depositary, has decided are appropriate for the purposes of investment of or dealing in the property of a Fund with regard to the relevant criteria set out in the COLL Sourcebook and the formal guidance on eligible markets issued by the FCA as amended from time to time.

The eligible Derivatives markets for the Funds as at the date of this Prospectus are as follows:

(i) Markets in the UK and EEA states which are regulated, operate regularly and are open to the public;

(ii) For all Funds (the EEA and non EEA markets listed below):

Athens Derivatives Exchange
Australia Securities Exchange
Austria Exchange
Canadian Securities Exchange (CSE)
Chicago Board of Trade
Chicago Board Options Exchange
Chicago Mercantile Exchange
EDX
Eurex (Germany; Zurich)
Euronext (Amsterdam; EQF, Equities and Indices Derivatives)
Hong Kong Exchanges and Clearing (HKEX)
ICE Futures U.S.
Korean Futures Exchange (KOFEX)
Malaysia Derivatives Exchange (MDEX)
MEFF Renta Variable
Milan Stock Exchange
Montreal Exchange Inc.
National Stock Exchange (India)
NASDAQ
New York Futures Exchange
NYMEX
NYSE

New Zealand Stock Exchange
OMX Stockholm
Osaka Securities Exchange
Singapore Exchange
South African Futures Exchange
SEHK
SIX
Sydney Futures Exchange
Thailand Futures Exchange
Tokyo International Financial Futures Exchange
Tokyo Stock Exchange
XEMD – Mercado Mexicano de Derivados

OTC Derivative Transactions

Any transaction in an OTC Derivative must be:

- with an approved counterparty, being;
  - an "Eligible Institution" or an "Approved Bank" (as each of these terms is defined in the FCA Rules); or
  - a person whose permission to carry on regulated activities in the UK, or whose home EU Member State authorisation, permits it to enter into transactions as principal off-exchange.

- on approved terms;

  The terms of the transaction in an OTC Derivative are approved only if the ACD:
  - carries out at least daily a reliable and verifiable valuation in respect of that transaction corresponding to its fair value (the amount for which an asset could be exchanged, or a liability settled, between knowledgeable, willing parties in an arm's length transaction) and which does not rely only on market quotations by the counterparty;
  - can enter into a further transaction to close out that transaction at any time at its fair value;

- capable of reliable valuation

  A Derivative is capable of reliable valuation only if the ACD, having taken reasonable care, determines that, throughout the life of the Derivative, it will be able to value the investment concerned with reasonable accuracy:
  - on the basis of an up to date market value which the ACD and the Depositary have agreed is reliable, or
  - if the value referred to above is not available, on the basis of a pricing model which the ACD and the Depositary have agreed uses an adequate recognised methodology; and

- subject to verifiable valuation

  A transaction in Derivatives is subject to verifiable valuation only if, throughout the life of the Derivative, verification of the valuation is carried out by:
  - an appropriate third party which is independent from the counterparty of the Derivative, at an adequate frequency and in such a way that the ACD is able to check it; or
  - a department within the ACD which is independent from the department in charge of managing the Scheme Property and which is adequately equipped for such a purpose.

The ACD has arrangements and procedures designed to ensure appropriate, transparent and fair valuation of the exposures of each Fund to OTC Derivatives, and to ensure that the fair value of OTC Derivatives is subject to adequate, accurate and independent assessment. These arrangements and procedures are intended to be adequate and proportionate to the nature and complexity of the OTC Derivative concerned and adequately documented.

A transaction in a Derivative must not be entered into if the intended effect is to create the potential for an uncovered sale of one or more transferable securities, approved money market instruments, units in a collective investment scheme or Derivatives.

Any forward transaction must be made with an Eligible Institution or an Approved Bank.

Derivatives exposure and cover

The requirements for cover are intended to ensure that a Fund is not exposed to the risk of loss of the property, including money, to an extent greater than the net value of the Scheme Property. Therefore a scheme is required to hold Scheme Property sufficient in value or amount to match the exposure arising from the Derivative obligation to which the scheme is committed.

Limitation on Derivatives exposure

The ACD will ensure that the global exposure relating to Derivatives and forward transactions held by a Fund does not exceed the net value of the Scheme Property of that Fund.

Property which is the subject of a stock lending transaction is only available for cover if the ACD has taken reasonable care to determine that it is obtainable (by return or re-acquisition) in time to meet the obligation for which cover is required.

Cash obtained from borrowing, and borrowing which the ACD reasonably regards an Eligible Institution or Approved Bank to be committed to provide, is not available for cover unless the Company borrows an amount of currency from an Eligible Institution or Approved Bank and keeps an amount in another currency at least equal to the borrowing for the time being in the initial amount of currency on deposit with the lender (or his agent and nominee) in which case the requirements for cover applies if the borrowed currency and not the deposited currency were part of the Scheme Property.

Calculation of Derivatives' exposure

The ACD will calculate the global exposure of a Fund on at least a daily basis. This calculation will take into account the current value of the underlying assets, the counterparty risk, future market movements and the time available to liquidate the positions, and be calculated as either:

- the incremental exposure and leverage generated through the use of Derivatives and forward transactions (including embedded Derivatives), which may not exceed 100% of the net value of the Scheme Property of the Fund; or
- the market risk of the Scheme Property of the Fund.

Where the ACD employs techniques and instruments in order to generate additional leverage or exposure to market risk for a Fund, the ACD will take those transactions into consideration when calculating the global exposure for the Fund.

The ACD will undertake the calculation of global exposure by using either the commitment approach or the VaR approach. The ACD will select an appropriate method taking into account the investment strategy pursued by the Fund, the types and complexities of the Derivatives used and the proportion of the Scheme Property comprising Derivatives. The selected method for each Fund, at present, is indicated in the specific details of each Fund in Appendix 1.

By way of explanation of the basis of each of these methods:

Commitment approach:

Under the standard "commitment approach" the ACD will convert each Derivative transaction into the market value of an equivalent position in the underlying asset of that Derivative or forward. This would apply to all Derivatives, including embedded Derivatives, whether used as part of the Fund's general investment policy, for the purposes of risk reduction or for the purposes of efficient portfolio management in accordance with the rules explained in this Prospectus.

The ACD may apply other calculation methods which are equivalent to the standard commitment approach.

Where the commitment approach is used:

- temporary borrowing arrangements entered into on behalf of the Fund need not form part of the global exposure calculation; and
- where the use of Derivatives does not generate incremental exposure for a Fund, the underlying exposure need not be included in the commitment calculation for the Fund.

VaR approach:

It is the more complex calculation of an expected change in value of a portfolio at any time based on a number of assumptions, including:

- a one month holding period for the portfolio and a 99% confidence level; and
- the factored risk factors have to be based upon historical observation data over a period of at least one year (unless market conditions require a shorter observation period) and parameters used in the VaR model are updated at least quarterly.

Calculations of VaR have to be undertaken on a daily basis.

The "value at risk" approach means a measure of the maximum expected loss at a given confidence level over the specific time period.

VaR limits are then set and monitored using either an absolute or relative approach.

- **Absolute VaR approach** – The absolute VaR approach is generally appropriate in the absence of an identifiable reference portfolio or benchmark. Under the absolute VaR approach a limit is set as a percentage of the net asset value of the UCITS. The absolute VaR limit of a UCITS has to be set at or below 20% of its net asset value.

- **Relative VaR approach** – The relative VaR approach is used for UCITS where a VaR benchmark reflecting the investment strategy which the Fund is pursuing is defined. Under the relative VaR approach a limit is set as a multiple of the VaR of a benchmark or reference portfolio. The relative VaR limit of a UCITS has to be set at or below twice the VaR of the identified VaR benchmark.

The expected level of leverage for each Fund which uses the VaR approach is an indicator rather than a regulatory limit. A Fund within its VaR limit may have an actual level of leverage which is higher than the expected level. The level of leverage of a Fund may vary over time.

The ACD may take account of netting and hedging arrangements when calculating the global exposure of a Fund where those arrangements do not disregard obvious and material risks and result in a clear reduction in risk exposure.

Transactions for the purchase of property

A Derivative which will or could lead to the delivery of property for the account of a UCITS may be entered into only if at the time of execution:

(i) that property can be held for the account of the relevant Fund; and

(ii) the ACD, having taken reasonable care, determines that delivery of the property under that transaction will not occur or will not lead to a breach of the applicable restrictions.

Requirement to cover sales

No agreement by or on behalf of a Fund to dispose of property or rights may be made unless:

- the obligation to make the disposal and any other similar obligation could immediately be honoured by the Fund by delivery of property or the assignment (or, in Scotland, assignation) of rights; and
- such property and rights are attributable to the Fund at the time of the agreement.

These requirements can be met where:

- the risks of the underlying financial instrument of a Derivative can be appropriately represented by another financial instrument and the underlying financial instrument is highly liquid; or

- the ACD or the Depositary has the right to settle the Derivative in cash, and cover exists within the Scheme Property which falls within one or more of the following asset classes: (i) cash; (ii) liquid debt instrument (e.g. government bonds of first credit rating) with appropriate safeguards; or (iii) other highly liquid assets having regard to their correlation with the underlying of the Derivative instruments (subject to appropriate safeguards).

  (For this purpose an asset may be considered as liquid where the instrument can be converted into cash in no more than seven business days at a price closely corresponding to the current valuation of the financial instrument on its own market).

The requirement to cover sales does not apply to a deposit.

Exposure to underlying assets

Where a Fund invests in Derivatives, the exposure to the underlying assets must not exceed the spread limits explained in "Spread requirements" below, save that where a Fund invests in an index based Derivative, provided the relevant index falls within the definition of "relevant index" (being an index which satisfies the following criteria: (i) the composition is sufficiently diversified; (ii) the index *represents an adequate* benchmark for the market to which it refers; and (iii) the index is published in an appropriate manner), the underlying constituents of the index do not have to be taken into account for the purposes of the spread requirements. Such relaxation in respect of index based Derivatives is subject to the requirement for the ACD to maintain a prudent spread of risk.

Transferable securities and money market instruments embedding Derivatives

Where a transferable security or approved money market instrument embeds a Derivative, this must be taken into account for the purposes of complying with the restrictions on Derivatives.

A transferable security or an approved money market instrument will embed a Derivative if it contains a component which fulfils the following criteria:

- by virtue of that component some or all of the cash flows that otherwise would be required by the transferable security or approved money market instrument which functions as host contract can be modified according to a specified interest rate, financial instrument price, foreign exchange rate, index of prices or rates, credit rating or credit index or other variable, and therefore vary in a way similar to a standard alone Derivative;
- its economic characteristics and risks are not closely related to the economic characteristics and risks of the host contract; and
- it has a significant impact on the risk profile and pricing of the transferable security or approved money market instrument.

A transferable security or an approved money market instrument does not embed a Derivative where it contains a component which is contractually transferable independently of the transferable security or the approved money market instrument. That component shall be deemed to be a separate instrument.

Collateralised debt obligations (CDOs) or asset backed securities using Derivatives, with or without an active management will generally not be considered as embedding a Derivative except if: (i) they are leveraged (i.e. the CDOs or asset backed securities are not limited recourse vehicles and the investors' loss can be higher than their initial investment); or (ii) they are not sufficiently diversified.

Where a transferable security or approved money market instrument embedding a Derivative is structured as an alternative to an OTC Derivative, the requirements with respect to transactions in OTC Derivatives will apply. This will be the case for tailor-made hybrid instruments such as a single tranche CDO structured to meet the specific needs of a scheme, which should be considered as embedding a Derivative. Such a product offers an alternative to the use of an OTC Derivative for the same purpose of achieving a diversified exposure with a pre-set credit risk level to a portfolio of entities.

A UCITS may not use transferable securities or approved money market instruments which embed a Derivative to circumvent the restrictions regarding use of Derivatives.

Transferable securities and approved money market instruments which embed a Derivative are subject to the rules applicable to Derivatives as outlined in this section. It is the ACD's responsibility to check that these requirements are satisfied. The nature, frequency and scope of checks performed will depend on the characteristics of the embedded Derivatives and on their impact on the Fund, taking into account its stated investment objective and risk profile.

Spread Requirements

There are limitations in the COLL Sourcebook on the proportion of the value of a Fund which may be held in certain forms of investment. The general spread requirements are as set out below.

(a) Not more than 5% in value of a Fund's property may consist of transferable securities or money market instruments issued by a single body, except that the 5% limit is increased to 10% in respect of up to 40% in value of the Fund's property (and, in applying these limits, certificates representing certain securities are treated as equivalent to the underlying security). The limit of 5% is raised to 25% in value of the Scheme Property in respect of covered bonds provided that when a Fund invests more than 5% in covered bonds issued by a single body, the total value of covered bonds must not exceed 80% in value of the Scheme Property.

(b) Under COLL, not more than 20% in value of a Fund may consist of units in any one collective investment scheme (but see additional restrictions under "Collective Investment Schemes" above).

(c) Not more than 20% in value of a Fund's property may consist of deposits with a single body.

(d) The exposure to any one counterparty in an over-the counter (OTC) derivative transaction must not exceed 5% in value of a Fund's property, although this limit is raised to 10% where the counterparty is an Approved Bank.

(e) Not more than 20% in value of a Fund may consist of transferable securities or money market instruments issued by the same group (meaning companies included for the same group for the purposes of consolidated accounts as defined in accordance with EU Directive 83/349/EEC or in the same group in accordance with international accounting standards).

(f) In applying the limits in (a), (c) and (d) above, not more than 20% in value of a Fund's property may consist of any combination of any two or more of the following:

– transferable securities or money market instruments issued by a single body; or
– deposits made with a single body; or
– exposure from OTC derivatives transactions made with a single body.

When calculating the exposure of a UCITS to a counterparty in an OTC Derivative in accordance with the limits in (d) and (f) the UCITS must use the positive mark-to-market value of the OTC Derivative contract with that counterparty.

A UCITS may net the OTC Derivative positions of a UCITS with the same counterparty, provided:

- it is able legally to enforce netting agreements with the counterparty on behalf of the UCITS scheme; and
- such netting agreements in do not apply to any other exposures the UCITS scheme may have with that same counterparty.

(g) For the purpose of calculating the limits in (d) and (f) above, the exposure in respect of an OTC Derivative may be reduced to the extent that collateral is held in respect of it (see Management of Collateral below).

(h) In applying these spread limits, all Derivatives transactions are deemed to be free of counterparty risk if they are performed on an exchange where the clearing house is backed by an appropriate performance guarantee and is characterised by a daily marked-to-market valuation of the Derivative positions and at least daily margining.

(i) The above restrictions do not apply to government and public securities. Government and public securities are, essentially, securities issued by certain governments, local authorities and public international bodies.

For each Fund other than Fidelity Extra Income Fund, Fidelity MoneyBuilder Balanced Fund, Fidelity MoneyBuilder Income Fund and Fidelity Strategic Bond Fund, no more than 35% of the Fund's property may be invested in government and public securities issued by any one body. Apart from this restriction, there is no limit on the amount which may be invested in such securities or in such securities issued by any one body or of any one issue.

In the case of Fidelity Extra Income Fund, Fidelity MoneyBuilder Balanced Fund, Fidelity MoneyBuilder Income Fund and Fidelity Strategic Bond Fund only, up to 100% of the property of each Fund may be invested in Government and public securities issued by or on behalf of or guaranteed by the Governments of the following states, namely Australia, Austria, Belgium, Canada, Denmark, Finland, France, Germany, Greece, Iceland, Ireland, Italy, Japan, Liechtenstein, Luxembourg, The Netherlands, New Zealand, Northern Ireland, Norway, Portugal, Spain, Sweden, Switzerland, the United Kingdom and the United States; or by one of the following international organisations, namely Asian Development Bank (ADB), Council of Europe Development Bank, Deutsche Ausgleichsbank (DTA), Eurofima, European Bank for Reconciliation and Development (EBRD), European Investment Bank (EIB), Inter-American Development Bank (IADB), International Bank for Reconstruction and Development (IBRD), International Finance Corporation (IFC), Kreditanstalt Fuer Wiederaufbau (KFW), LCR Finance plc, and the Nordic Investment Bank (NIB).

If more than 35% in value of the property of a Fund is invested in Government and public securities issued by any one issuer, up to 30% in value of the property of the Fund may consist of such securities of any one issue and the Fund's property must include at least six different issues whether of that issuer or another issuer.

The spread requirements above do not apply until the expiry of six months after the launch of a Fund, although the ACD must still aim to maintain a prudent spread of risk during this initial period.

Concentration Restrictions

The Company must not acquire:

(a) transferable securities (other than debt securities) issued by a company which do not carry rights to vote at a general meeting of that company and which represent more than 10% of those securities issued by that company; or

(b) more than 10% of the debt securities (which are debentures, government and public securities, and warrants which confer rights of investment in these) issued by a single body; or

(c) more than 25% of the units in a collective investment scheme; or

(d) more than 10% of the money market instruments issued by any single body,

but need not comply with the limits in (b), (c) and (d) if, at the time of acquisition, the net amount in issue of the relevant investment cannot be calculated.

Prohibition on Acquiring Significant Influence in a Company

The Company must not acquire transferable securities issued by a body corporate and carrying rights to vote (whether or not on substantially all matters) at a general meeting of that body corporate if:

(a) immediately before the acquisition, the aggregate of such securities held by the Company gives the Company power significantly to influence the conduct of business of that body corporate; or

(b) the acquisition will give the Company such power.

The power significantly to influence is assumed if the securities held by the Company allow it to exercise or control the exercise of 20% or more of the voting rights in the body corporate.

Warrants and Nil-Paid and Partly-Paid Securities

A warrant is an instrument giving entitlements to investments (a warrant or other instrument entitling the holder to subscribe for a share, debenture or government and public security) and any other transferable security (not being a nil-paid or partly-paid security) which is listed on an eligible securities market; and akin to an investment which is an instrument giving entitlements to investments, in that it involves a down payment by the then holder and a right later to surrender the instrument and pay more money in return for a further transferable security.

Where a Fund invests in a warrant, the exposure created by the exercise of the right conferred by that warrant must not exceed the spread requirements set out above.

A warrant falls within any power of investment if it is reasonably foreseeable that the right conferred by the proposed warrant could be exercised without contravening the investment restrictions in the COLL Sourcebook (assuming that there is no change in a Fund's property between the acquisition of the proposed warrant and its exercise and that the rights conferred by the proposed warrant and all other warrants forming part of the Fund's property at the time of acquisition of the proposed warrant will be exercised, whether or not it is intended that they will be).

No more than 5% of each Fund will consist of warrants

A transferable security or a money market instrument on which any sum is unpaid falls within a power of investment only if it is reasonably foreseeable that the amount of any existing and potential call for any sum unpaid could be paid by the Fund, at the time when payment is required, without contravening the COLL Sourcebook rules as they are applicable to the Fund.

Co-Management of Assets

For the purpose of effective management, where the investment policies of the Funds so permit, the ACD may choose to co-manage assets of certain Funds. In such case, assets of different Funds will be managed in common. The assets which are co-managed shall be referred to as a "pool", notwithstanding the fact that such pools are used solely for internal management purposes. The pools do not constitute separate Funds or collective investment schemes and are not directly accessible to investors. Each of the co-managed Funds shall be allocated its specific assets.

Where the assets of more than one Fund are pooled, the assets attributable to each participating Fund will initially be determined by reference to its initial allocation of assets to such a pool and will change in the event of additional allocations or withdrawals. The entitlement of each participating Fund to the co-managed assets applies to each and every line of investments of such pool.

Additional investments made on behalf of the co-managed Funds shall be allotted to such Funds in accordance with their respective entitlements, whereas assets sold shall be levied similarly on the assets attributable to each participating Fund.

Stocklending

Stocklending involves a lender transferring securities to a borrower otherwise than by way of sale and the borrower is to transfer those securities, or securities of the same type and amount, back to the lender at a later date. In accordance with good market practice, a separate transaction by way of transfer of assets is also involved for the purposes of providing collateral to the "lender", to cover it against the risk that the future transfer back of the securities may not be satisfactorily completed.

Stocklending may be entered into in respect of a Fund when it is appropriate with a view to generating additional income with an acceptable degree of risk. The Depositary, at the ACD's request, may enter into stocklending transactions in respect of a Fund of a kind described in section 263B of the Taxation of Chargeable Gains Act 1992 (without extension by section 263C) on certain terms specified in the COLL Sourcebook. There is no limit on the value of the property of a Fund which may be the subject of stocklending transactions.

Repurchase Agreement Transactions

A Fund may, on an ancillary basis, enter into repurchase agreement transactions which consist of the purchase and sale of securities with a clause reserving the seller the right or the obligation to repurchase from the acquirer the securities sold at a price and on terms specified by the two parties in their contractual arrangement. A Fund can act either as purchaser or seller in such transactions, but its involvement in such transactions is subject to the following rules:

(a) A Fund may not buy or sell securities using a repurchase agreement transaction unless the counterparty in such transaction is a first class financial institution specialising in this type of transaction.

(b) During the life of a repurchase agreement contract, a Fund cannot sell the securities which are the object of the contract, either before the right to repurchase the securities has been exercised by the counterparty or before the repurchase term has expired.

(c) If a Fund is exposed to redemptions of its own Shares, it must ensure that the level of its exposure to repurchase agreement transactions is such that it is able, at all times, to meet its redemption requests.

Power to Underwrite or Accept Placings

Underwriting and sub-underwriting contracts and placings may be entered into for the account of the Company, subject to certain conditions set out in the COLL Sourcebook.

Neither the Company (nor the Depositary on account of the Company) must provide any guarantee or indemnity in respect of the obligation of any person. None of the property of a Fund may be used to discharge any obligation arising under any guarantee or indemnity with respect to the obligation of any person. This is subject to exceptions in the case of an indemnity or guarantee given for margin requirements where Derivatives are being used in accordance with the COLL Sourcebook provisions (summarised above) and an indemnity of an officer, auditor or depositary of the Company from liability as permitted by the OEIC Regulations or an indemnity given to a person winding-up the scheme.

Efficient portfolio management techniques and instruments

A Fund may employ techniques and instruments relating to transferable securities and approved money market instruments which are used for the purpose of efficient portfolio management.

For this purpose efficient portfolio management means techniques and instruments which relate to transferable securities and approved money market instruments and which:

- are economically appropriate in that they are realised in a cost effective way; and

- are entered into for one or more of the following specific aims: reduction of risks; reduction of costs; generation of additional capital or income for the scheme with a risk level which is consistent with the risk profile of the scheme and the risk diversification rules laid down in the COLL Sourcebook.

Such techniques and instruments include, but are not limited to, collateral, repurchase agreements, the receipt of guarantees and stock lending; the use of Derivatives for efficient portfolio management purposes as described above; and the use of stock lending and repurchase agreements for efficient portfolio management purposes is described below.

The use of efficient portfolio management techniques by a Fund may give rise to operational costs and fees that are deducted from the assets of the Fund. Where a Fund undertakes stock lending, the Fund will incur certain fees and may be required to reimburse certain costs. Where a Fund uses efficient portfolio management techniques, all revenues arising shall be returned to the Fund net of any direct or indirect operational costs,

The use of efficient portfolio management techniques may impact positively or negatively on the performance of a Fund.

EU Securities Financing Transaction Regulations

The Regulations require further transparency including in the Prospectus to address perceived risks in the use of securities financing transactions.

As described above, the Investment Manager in relation to each Fund may for the purpose of Efficient Portfolio Management (a) enter, either as purchaser or seller, into repurchase transactions and reverse repurchase and repurchase agreements transactions and (b) engage in securities lending transactions (these are not currently undertaken by any of the Funds).

The following type of assets can be subject to repurchase and reverse repurchase agreements: cash and bonds. The following type of assets can be subject to securities lending transactions: equity stocks.

As described above, a Fund may use Total Return Swaps or other financial derivative instruments with similar characteristics to meet the investment objective of a Fund and in accordance with the provisions on the use of financial derivative instruments set forth in their investment policy.

The following type of assets can be subject to Total Return Swaps or other financial derivative instruments with similar characteristics: equity stocks, equity indices, commodity indices and credit indices.

Counterparties to such transactions must be subject to prudential supervision rules considered by the FCA as equivalent to those prescribed by EU law and specialised in these types of transactions.

The counterparties to such transactions will generally be financial institutions based in an OECD member state and have an investment grade credit rating.

The table below shows the maximum and the expected use of securities financing transactions for the Funds. At present only contracts for difference (CFDs) and total return swaps (TRS) are used in

relation to the Funds.

TRS/CFD Transactions		
Fund Name	**Maximum % of NAV per Fund**	**Expected % of NAV per Fund**
Fidelity American Fund	50	10
Fidelity American Special Situations Fund	50	10
Fidelity Asia Fund	0	0
Fidelity Asia Pacific Opportunities Fund	50	20
Fidelity Asian Dividend Fund	50	10
Fidelity Cash Fund	0	0
Fidelity China Consumer Fund	0	0
Fidelity Emerging Asia Fund	50	10
Fidelity Emerging Europe, Middle East and Africa Fund	0	0
Fidelity Enhanced Income Fund	50	10
Fidelity European Fund	0	0
Fidelity European Opportunities Fund	0	0
Fidelity Extra Income Fund	50	10
Fidelity Global Enhanced Income Fund	50	10
Fidelity Global Dividend Fund	50	10
Fidelity Global Focus Fund	50	10
Fidelity Global High Yield Fund	50	10
Fidelity Global Property Fund	50	10
Fidelity Global Special Situations Fund	100	20
Fidelity Index Emerging Markets Fund	0	0
Fidelity Index Europe ex UK Fund	0	0
Fidelity Index Japan Fund	0	0
Fidelity Index Pacific ex Japan Fund	0	0
Fidelity Index UK Fund	0	0
Fidelity Index US Fund	0	0
Fidelity Index World Fund	0	0
Fidelity Japan Fund	0	0
Fidelity Japan Smaller Companies Fund	0	0
Fidelity MoneyBuilder Balanced Fund	50	10
Fidelity MoneyBuilder Dividend Fund	0	0
Fidelity MoneyBuilder Income Fund	50	10
Fidelity Short Dated Corporate Bond Fund	0	0
Fidelity Special Situations Fund	100	40
Fidelity Sterling Core Plus Reduced Duration Fund	50	10
Fidelity Strategic Bond Fund	200	40
Fidelity Sustainable Water & Waste Fund	50	10
Fidelity UK Select Fund	0	0

TRS/CFD Transactions		
Fund Name	**Maximum % of NAV per Fund**	**Expected % of NAV per Fund**
Fidelity UK Smaller Companies Fund	100	20

Management of Collateral

The policy for the management of collateral is set out in the Risk Management Policy and is subject to change and regular review. The Policy will define eligible collateral and any applicable haircuts. Collateral will generally be of high quality and liquid e.g. cash and government securities. It will also include any additional restrictions deemed appropriate by the ACD. Collateral must be highly liquid and traded on a regulated market, valued daily, of high quality, and not highly correlated to the performance of the counterparty. The collateral will be sufficiently diversified in terms of countries, markets and issuers (in accordance with ESMA Guidelines ESMA/2012/832EN as revised by ESMA/2014/937EN). Collateral will be held by the depositary or an independent custodian subject to prudential supervision and will be capable of being fully enforced by the ACD at any time without reference to the counterparty.

Permitted collateral may include cash, government or other public securities, and certificates of deposit, bonds or commercial paper, issued by relevant institutions.

Non cash collateral will not be sold, reinvested or pledged and cash collateral, where reinvested, will be diversified in accordance with ESMA/2012/832EN and ESMA/2014/937EN.

Cash collateral may only be:

- placed on deposit with entities compliant with article 50(f) of the UCITS Directive;
- invested in high quality government bonds;
- invested in short term money market funds; or
- used for reverse repo transactions with credit institutions subject to prudential supervision (on terms that allow to recall at any time the full amount on an accrued basis).

Where cash collateral is reinvested as above there is a risk that this may earn less than the interest on that cash.

Collateral will be subject to a haircut set out in the Risk Management Policy which depends on the class and quality of assets received, including price volatility and the outcome of stress tests performed.

Borrowing

The Company (on the instruction of the ACD) may borrow money from an Eligible Institution or an Approved Bank (for example, a bank or building society) for the use of a Fund on terms that the borrowing is to be repayable out of the property of the Fund. The ACD must ensure that any such borrowings comply with the COLL Sourcebook.

Borrowing must be on a temporary basis, must not be persistent, and in any event must not exceed three months without the prior consent of the Depositary. The Depositary's consent may be given only on conditions which appear appropriate to the Depositary to ensure that the borrowing remains on a temporary basis.

The ACD must ensure that borrowing does not, on any business day, exceed 10% of the value of a Fund.

These borrowing restrictions do not apply to "back to back" borrowing for currency hedging purposes (i.e. borrowing permitted in order to reduce or eliminate risk arising by reason of fluctuations in exchange rates).

Cash and Near Cash

The investment manager's policy may mean that at times it is appropriate for the property of a Fund not to be fully invested and for cash or "near cash" (meaning, essentially, certain types of deposits) to be held. A Fund may hold cash or near cash where this may reasonably be regarded as necessary in order to enable:

(a) the pursuit of the Fund's investment objectives; or

(b) redemption of Shares; or

(c) efficient management of the Fund in accordance with its investment objectives; or

(d) other purposes which may reasonably be regarded as ancillary to the investment objectives of the Fund.

During the initial offer period for any new Fund, the Scheme Property of that Fund may consist of cash and near cash without limitation.

Risk Management

The ACD uses a risk management process which is designed to enable it to monitor and measure at any time the risk of a Fund's positions and their contribution to the overall risk profile of each Fund, taking into account the investment objectives and policy of the Fund.

The ACD has taken reasonable care to establish and maintain systems and controls which are appropriate to its business in this connection. The risk management process enables the analysis required to be undertaken at least daily or at each valuation point (whichever is the more frequent). The Depositary is obliged to take reasonable care to review the appropriateness of the risk management process in line with its duties.

The ACD will, on a Shareholder's request, provide supplementary information to that set out in this Prospectus relating to the quantitative limits applying in the risk management of each Fund, the methods used in this connection, and any recent development of the risk and yields of the main categories of investment of each Fund.

Breaches of the Investment and Borrowing Powers and Limits

Generally the ACD must, at its own expense, take action to rectify a breach of the investment and borrowing powers and limits as soon as it becomes aware of it. However,

(a) if the reason for the breach is beyond the control of the ACD and the Depositary, the ACD must take the steps necessary to rectify a breach as soon as is reasonably practicable, having regard to the interests of Shareholders, and, in any event, within six months or, if it is a transaction in Derivatives, generally within five business days; and

(b) if the exercise of rights conferred by investments held by a Fund would involve a breach, those rights may still be exercised if the prior written consent of the Depositary is obtained and the ACD must then take the steps necessary to rectify the breach as soon as is reasonably practicable, having regard to the interest of Shareholders, and, in any event, within six months or, if it is a transaction in Derivatives, generally within five business days.

Immediately upon the Depositary becoming aware of any breach of any of the investment and borrowing powers and limits, it must ensure that the ACD takes such appropriate action.

ANNEX – Eligible Securities Markets for the Company

UK and Member States of EEA and EU – All primary and secondary markets	
Other countries	
Australia	Australia Stock Exchange (ASX)
Bahrain	Bahrain Stock Exchange (BSE)
Bangladesh	Dhaka Stock Exchange (DSE)
Brazil	Bolsa de Valores de Sao Paulo (BOVESPA) Bolsa de Valores do Rio de Janeiro (BVRJ)
Canada	Alberta Stock Exchange (ASE) Canadian Securities Exchange (CSE) Montreal Exchange Toronto Stock Exchange (TSX) TSX Ventures Exchange
Chile	Bolsa de Commercio de Santiago (BCS)
China	Hong Kong Stock Exchange Hong Kong Growth Enterprise Market GEM Shanghai Stock Exchange Shenzen Stock Exchange
Colombia	Bolsa de Valores de Colombia
Croatia	Zagreb Stock Exchange
Cyprus	Cyprus Stock Exchange
Egypt	The Egyptian Stock Exchange
Ghana	Ghana Stock Exchange
Hong Kong	Hong Kong Stock Exchange
Iceland	OTC market
India	Bombay Stock Exchange (BSE) National Stock Exchange (NSE)
Indonesia	Jakarta Stock Exchange (JSE)
Israel	Tel Aviv Stock Exchange
Japan	Tokyo Stock Exchange (TSE) Fukuoaka SE (KANEX) JASDAQ Nagoya SE Osaka SE Sapporo SE Tokyo Alternative Investment Market Tokyo OTC market
Jordan	Amman Stock Exchange(ASE)
Kazakhstan	Kazakhstan OTC market
Kenya	Nairobi Stock Exchange
Kuwait	Kuwait Stock Exchange (KSE)
Lebanon	Beirut Stock Exchange
Malaysia	Kuala Lumpur Stock Exchange (KLSE)
Mauritius	Stock Exchange of Mauritius
Mexico	Bolsa Mexicana de Valores (BMV)

Other countries	
Morocco	Casablanca Stock Exchange and OTC Market
New Zealand	NZX Limited (NZX)
Nigeria	Nigerian Stock Exchange
Oman	Muscat Securities Market (MSM)
Pakistan	Karachi Stock Exchange
Peru	Bolsa de Valores de Lima (BBL)
Philippines	Philippine Stock Exchange (PSE)
Qatar	Doha Securities Market (DSM)
Romania	Bucharest Stock Exchange
Russia	RTS MICEX OTC
Singapore	Singapore Stock Exchange (SGX)
Slovakia	Bratislava Stock Exchange
Slovenia	Ljubljana Stock Exchange
South Africa	Johannesburg Stock Exchange Bond Exchange of South Africa (BESA)
South Korea	Korea Stock Exchange (KSE) KOSDAQ
Sri Lanka	Colombo Stock Exchange (CSE)
Switzerland	SixSwiss Exchange (SWIX) Virt-X
Taiwan	Taiwan Stock Exchange (TSE) GRE-Tai
Thailand	Stock Exchange of Thailand (SET) Bond Electronic Exchange (BEX)
Turkey	Istanbul Stock Exchange (ISE)
Ukraine	Persha Fondova Torhivelna
United Arab Emirates	Dubai Financial Market (DFM) Abu Dhabi Securities Exchange (ADX) Dubai International Financial Exchange (DIFX)
Uruguay	Bolsa de Electronica de Valores del Uruguay SA
USA	American Stock Exchange NASDAQ OMX BX Chicago Stock Exchange Cincinnati Stock Exchange NASDAQ New York Stock Exchange NYSE Arca Equities Philadelphia Exchange US Govt Securities Market US Fixed Income Market
Venezuela	Bolsa de Valores de Caracas
Vietnam	Ho Chi Minh Stock Exchange (HOSE
Zambia	Lusaka Stock Exchange

APPENDIX 3: MANAGEMENT, DISTRIBUTION, INVESTMENT MANAGEMENT AND ADMINISTRATION

Authorised Corporate Director

The authorised corporate director of the Company is FIL Investment Services (UK) Limited, a private limited liability company incorporated in England and Wales on 2 May 1986. The ultimate holding company of the ACD is FIL Limited, a company incorporated in Bermuda on 6 January 1969. The ACD is the sole director of the Company.

The registered office of the ACD is Oakhill House, 130 Tonbridge Road, Hildenborough, Tonbridge, Kent TN11 9DZ.

The Directors of the ACD are:

John Clougherty

Anthony Lanser

Teresa Robson-Capps

David Weymouth

Share Capital

The authorised and issued share capital of the ACD is £100,000 made up of 100,000 ordinary fully paid £1 shares.

Terms of Appointment

The ACD was appointed under a Management and Administration Agreement dated 20 April 1998 (as amended) between the Company and the ACD and separate Investment Management Agreements between the Company and the ACD, dated 20 April 1998 (as amended) and 1 January 2016.

The ACD is responsible for managing and administering the Company's affairs in compliance with the COLL Sourcebook. Under the terms of the Agreements, the ACD is to provide investment management services, administrative, accounting and secretarial services, and registrar services to the Company. The ACD may delegate all or some of its powers and duties, subject to conditions set out in the COLL Sourcebook. As more particularly outlined below, the ACD has delegated investment management of the Funds to FIL Investments International, certain other FIL Limited group companies and GEODE Capital Management LLC as appropriate and has outsourced certain aspects of the administration of the Funds to FIL Business Services Private Limited, FIL Fund Management (Ireland) Limited and FIL Transaction Services Ireland Limited, which are associates of the ACD.

The ACD may provide similar services for other clients, but will endeavour to ensure fair treatment as between the Company and other customers whose funds are managed or advised by the ACD.

The Agreements provide that the ACD's appointment is for an initial period of three years and thereafter may be terminated upon 12 months' written notice by either the ACD or the Company, although in certain circumstances the Agreements may be terminated forthwith by written notice. Termination cannot take effect until the FCA has approved the change of director. The Agreements terminate automatically if the ACD ceases to be the authorised corporate director of the Company or, in relation to any Fund, if that Fund is wound up.

Each Agreement includes an indemnity from the ACD to the Company in respect of liabilities incurred by the Company by reason of the acts or omissions of the ACD. The Company indemnifies the ACD in respect of liabilities incurred by the ACD by reason of the ACD's performance of its duties in accordance with the terms of the Agreements.

FIL Investment Services (UK) Limited, (the ACD) is subject to remuneration policies, procedures and practices (together, the "Remuneration Policy") which complies with UCITS V (The "Directive"). The Remuneration Policy is consistent with and promotes sound and effective risk management. It is designed not to encourage risk-taking which is inconsistent with the risk profile of the Funds. The Remuneration Policy is in line with the business strategy, objectives, values and interests of the ACD and the Funds, and includes measures to avoid conflicts of interest. The Remuneration Policy applies to staff whose professional activities have a material impact on the risk profile of the ACD or the Funds, and ensures that no individual will be involved in determining or approving their own remuneration. Details of the summary Remuneration Policy are available via https://www.fil.com. A paper copy can be obtained, free of charge, upon request.

Distribution

By a General Distributor's Agreement dated 21 August 2002, the Company has appointed the ACD to assist in the promotion of Shares. The ACD, as general distributor, is authorised to appoint other companies in the FIL Limited group to distribute the Shares as sub-distributors. The ACD acts as principal in the purchase and sale of Shares via sub-distributors, and Shares are issued to and redeemed by the Company to the ACD on the terms of this Prospectus. A sub-distributor acts as the agent for the ACD. By a Sub-Distribution Agreement dated 21 August 2002, the ACD has appointed FIL Investments International to distribute Shares in certain jurisdictions as agreed between the ACD and the sub-distributor from time to time. By a separate Sub-Distribution Agreement dated 1 March 2004, the ACD has appointed FIL Investissements to distribute Shares in France. From 1 January 2013, FIL Gestion has replaced FIL Investissements. By separate Sub-Distribution Agreements the ACD has appointed Financial Administration Services Limited and FIL Pensions Management to distribute Shares in the United Kingdom.

Other Schemes Managed or Operated by the ACD

The ACD is also the authorised corporate director of Fidelity Investment Funds 2, Fidelity Investment Funds III, Fidelity Investment Funds IV, Fidelity Investment Funds V, Fidelity Investment Funds VI, Fidelity Investment Funds VII, Fidelity Investment Funds VIII and Fidelity Institutional Funds, each of which is an investment company with variable capital comprising a number of sub-funds.

The Depositary

The Depositary is J.P.Morgan Europe Limited, a company limited by shares, incorporated in England and Wales on 18 September 1968. Its registered office is at 25 Bank Street, Canary Wharf, London E14 5JP and its principal place of business is at Chaseside, Bournemouth, BH7 7DA.

Its ultimate holding company is JPMorgan Chase & Co. which is incorporated in Delaware, USA. The principal business activity of the Depositary is acting as depositary and trustee of collective investment schemes. The Depositary is authorised and regulated by the Financial Conduct Authority.

The appointment of the Depositary has been made under an agreement dated 4 May 2001 (as amended) between the Company, the ACD and the Depositary ("the Depositary Agreement").

Registered Office:	25 Bank Street, Canary Wharf, London E14 5JP
Head Office:	Chaseside, Bournemouth, Dorset BH7 7DB

The Depositary is required to ensure that:

a) the issue, redemption and cancellation of Shares is carried out in accordance with applicable laws;

b) the price per Share is calculated in accordance with applicable laws;

c) where applicable, cause any sub-custodian or other custodial delegate carries out the instructions of the Manager unless they conflict with applicable laws;

d) in transactions involving the assets of the Funds, the consideration is remitted to it within the usual time limits; and

e) the income of the Funds is applied in accordance with the Instrument of Incorporation and COLL.

The Depositary's appointment may be terminated by either party on 90 days' notice in writing. Subject to applicable law, the appointment may also be terminated by the Depositary on 30 days' notice in writing if (i) it is unable to ensure the required level of protection of the investments of the Funds under applicable laws because of the investment decisions of the ACD or its duly appointed delegate; or (ii) the ACD, wishes to invest or to continue to invest in any jurisdiction notwithstanding the fact that (a) such investment may expose a Fund to material country risk or (b) the Depositary is not able to obtain satisfactory legal advice confirming, among other things, that in the event of an insolvency of a sub-custodian or other relevant entity in such jurisdiction, the assets of a Fund held locally in custody are unavailable for distribution among, or realisation for the benefit of, creditors of such sub-custodian or other relevant entity.

Before expiration of any such notice period, the ACD shall propose a new depositary which fulfils UCITS requirements and to which the assets of the Funds shall be transferred. The ACD will use best endeavours to find a suitable replacement depositary, and until such replacement is appointed the Depositary shall continue to perform its services pursuant to its appointment under the Depositary Agreement.

The Depositary will be responsible for the safekeeping and ownership verification of the assets of the Funds, cash flow monitoring and oversight in accordance with applicable laws. In carrying out its role, the Depositary shall act independently from the ACD and solely in the interest of the Funds and their investors.

The Depositary is liable for the loss of a financial instrument held in custody by the Custodian or a Delegate. The Custodian shall, in accordance with applicable laws, not be liable if it can prove that the loss has arisen as a result of an external event beyond its reasonable control, the consequences of which would have been unavoidable despite all reasonable efforts to the contrary. The Depositary is also liable for losses caused as a result of its negligent or intentional failure to fulfil its obligations in accordance with applicable laws.

The Depositary Agreement contains indemnities by the Company in favour of the Depositary against (other than in certain circumstances and subject to applicable law) any liability incurred by the Depositary as a consequence of its safekeeping of any of the Scheme Property.

Delegation of safekeeping duties by the Depositary

Subject to the COLL Sourcebook, the Depositary has full power under the Depositary Agreement to delegate (and authorise its sub-delegates to sub-delegate) all or any part of its duties as Depositary. Except as provided in applicable laws, the Depositary's liability shall not be affected by the fact that it has entrusted all or part of the assets in its care to any affiliated sub-custodian or third party delegates. When selecting and appointing a J.P. Morgan affiliated sub-custodian and other third party delegates (each a "Delegate", together the "Delegates"), the Depositary shall exercise all due skill, care and diligence as required by applicable laws to ensure that it entrusts assets of the Funds only to a Delegate who may provide an adequate standard of protection in accordance with applicable laws.

The current list of Delegates is available in Appendix 6, and the latest version of such list may be obtained by Shareholders from the Manager upon request.

The Depositary has appointed J.P.Morgan Chase Bank (London Branch) to assist the Depositary in performing its functions of custodian of the documents of title or documents evidencing title to the property of the Company. The relevant arrangements prohibit J.P.Morgan Chase Bank as such custodian from releasing the documents into the possession of a third party without the consent of the Depositary. The Depositary has appointed FIL Investment Services (UK) Limited in its capacity as registrar to assist the Depositary in performing its functions in relation to the distribution of income.

Conflicts of Interest

As part of the normal course of global custody business, the Depositary may from time to time enter into arrangements with other clients, funds or other third parties for the provision of safekeeping and related services. Within a multi-service banking group such as JPMorgan Chase Group, from time to time conflicts may arise between the Depositary and its safekeeping delegates, for example, where an appointed delegate is an affiliated group company and is providing a product or service to a fund and has a financial or business interest in such product or service or where an appointed delegate is an affiliated group company which receives remuneration for other related custodial products or services it provides to the funds, for instance foreign exchange, securities lending, pricing or valuation services. In the event of any potential conflict of interest which may arise during the normal course of business, the Depositary will at all times have regard to its obligations under applicable laws.

Up-to-date information regarding the description of the Depositary's duties and conflicts of interest that may arise therefrom as well as from the delegation of any safekeeping functions by the Depositary will be made available to investors on request.

The Investment Manager

FIL Investments International (the "Investment Manager") has been appointed by the ACD to act as the Investment Manager with full discretion to invest and manage the assets of all Funds (save the Funds detailed below). The Investment Manager was incorporated in the United Kingdom and FIL Limited is its ultimate parent company. The Investment Manager is authorised and regulated in the United Kingdom by the Financial Conduct Authority. The Investment Manager acts as investment manager or investment adviser to a range of UCITS and Non-UCITS regulated under the European Union Directive on Alternative Investment Fund Managers 2011/61/EU.

Under the terms of the Investment Management Agreement entered into by the ACD and the Investment Manager dated 1 July 2016 (the "Investment Management Agreement") the Investment Manager provides day to day investment management of the relevant Funds under the supervision and subject to the control of the ACD. The Investment Manager may delegate certain of its investment

management responsibilities but the Investment Manager remains responsible for the proper performance by any such company of those responsibilities, including the authority to trade in the underlying assets of the Funds. Any delegation by the Investment Manager will be made in accordance with the UCITS Directive and the requirements of the FCA.

The Investment Manager (and any of its duly appointed delegates) is authorised to enter into transactions on behalf of the Company and the Funds and to select agents, brokers and dealers through whom it can execute transactions in respect of the Funds provided that the selection of any OTC counterparties are within a list of OTC counterparties that meet the selection criteria of the Manager in accordance with all applicable laws.

The Investment Management Agreement provides that the Investment Manager's appointment may be terminated upon 12 months' written notice and in certain circumstances may be terminated immediately and further provides that the Investment Manager will not be liable for any losses in the performance of its duties under the terms of the Investment Management Agreement except to the extent that such loss is as a direct result of the fraud, negligence, wilful default or breach of duty or breach of trust on the part of the Investment Manager.

The investment management of certain Funds has been delegated to other companies in the FIL Limited group as set out below. These companies are FIL Investments (Japan) Limited (Fidelity Japan Fund and Fidelity Japan Smaller Companies Fund), FIL Investment Management (Hong Kong) Limited (Fidelity Asia Fund, Fidelity Asian Dividend Fund, Fidelity China Consumer Fund and Fidelity Emerging Asia Fund), FIL Investment Management (Singapore) Limited (Fidelity Asia Pacific Opportunities Fund) and FIL (Luxembourg) S.A. (Fidelity European Opportunities Fund) which are associated companies of the ACD and whose principal business activity is investment management. These companies are not authorised by the FCA. They have been appointed under a contract which may be terminated on 12 months' notice or immediately in certain circumstances. They may delegate some or all of their powers to another Fidelity group company.

The management company and/or the investment managers may enter into trades for the account of a Fund with (i) the accounts of other clients managed by the management company, the investment manager or its affiliates, or (ii) their house accounts (i.e. accounts owned by the management company, the investment manager or any of its connected persons over which it can exercise control and influence) ("**cross trades**"). Such cross trades will only be undertaken in accordance with the relevant requirements promulgated by the relevant authorities.

The "Index" range of Funds

(Fidelity Index Emerging Markets Fund, Fidelity Index Europe ex UK Fund, Fidelity Index Japan Fund, Fidelity Index Pacific ex Japan Fund, Fidelity Index UK Fund, Fidelity Index US Fund and Fidelity Index World Fund).

The ACD has delegated the investment management of the "Index" range of Funds to GEODE Capital Management LLC, a non-associated company, whose principal business activity is investment management. GEODE Capital Management LLC is not authorised by the FCA and is registered for the provision of asset management services in the United States of America. It has been appointed under a contract dated 1 January 2016 which may be terminated on 12 months' notice or immediately in certain circumstances.

The Auditors

The auditors of the Company are Deloitte LLP, 1 New Street Square, London EC4 3HQ, United Kingdom.

General

The Company, the ACD and the Depositary must each comply with the relevant requirements of the COLL Sourcebook in a timely manner unless delay is lawful and also in the interests of the Company.

The ACD may retain the services of third parties to assist it in the performance of its duties. Subject to the OEIC Regulations, the ACD remains responsible for any function delegated.

A mandate to manage investments in the Scheme Property:

(a) must not be given to the Depositary or to any party whose interests may conflict with those of the ACD or the Shareholders;

(b) may only be given to a party authorised or registered to manage investments, provided that, if such a party is outside the UK, there should be a co-operation agreement in place between the FCA and the relevant overseas regulator;

(c) must be such that the ACD ensures it can effectively monitor the delegate's activities at all times;

(d) must permit the ACD to give further instructions to the delegate and enable the mandate to be withdrawn immediately when in the best interests of Shareholders; and

(e) must not prevent effective supervision of the ACD and must not prevent the ACD from acting in or the Company from being managed in the best interests of Shareholders.

The Depositary must not delegate:

(a) to the Company or the ACD any function of oversight of the Company or the ACD;

(b) to the Company or the ACD any function of custody or control of Scheme Property;

(c) to an associate of the Company or of the ACD to assist the Depositary to perform any function of oversight of the Company or the ACD; or

(d) to any party to assist it in being custodian of documents evidencing title to Scheme Property unless the arrangements prohibit release of those documents into possession of a third party without consent of the Depositary.

The Depositary remains responsible under the rules in the COLL Sourcebook for any act or omission of a delegate retained by it but will not be responsible where it can show:

(a) that it was reasonable for it to obtain assistance to perform that function;

(b) that the delegate was and remained competent to provide that function; and

(c) that the Depositary took reasonable care to ensure that the function was provided in a competent manner.

The COLL Sourcebook contains various requirements relating to transactions entered into between the Company and the ACD, any investment adviser or any associate of them which may involve a conflict of interest. These are designed to protect the interests of the Company. Certain transactions between the Company and the ACD, or an associate of the ACD, may be voidable at the instance of the Company in certain circumstances.

The ACD and other companies within the FIL Limited group and the affiliated FMR LLC group based in the United States may, from time to time, act as investment managers or advisers to other funds which follow similar investment objectives to those of the Funds of the Company. It is therefore possible that the ACD may in the course of its business have potential conflicts of interest with the Company or a particular Fund. The ACD will, however, have regard in such event to its obligations under its investment management agreement with the Company and, in particular, to its obligation to act in the best interests of the Company so far as practicable, having regard to its obligations to other clients when undertaking any investment where potential conflicts of interest may arise. Fidelity's conflicts of interest policy shall be available on request.

The ACD may aggregate orders for Funds of the Company with orders for other funds or accounts of other clients, other companies within the FIL Limited group and the affiliated FMR LLC group or its or their employees. Such transactions will be allocated on a fair and reasonable basis in accordance with the requirements of the FCA Handbook as applicable. The overall effect of such aggregation is advantageous for the Funds of the Company over time but individual aggregated transactions may on some occasions operate to their disadvantage.

For some Funds, as part of providing investment management and advisory services, certain duly appointed delegates of the investment manager company, based outside the European Economic Area, may from time to time enter into commission sharing arrangements with brokers, under which the broker will provide or procure services or other benefits (at present these relate to investment research) which can be reasonably expected to assist in the provision of investment services.

The Company and each of the Funds from time to time may place orders for the purchase or sale of securities in which the Funds may invest with affiliates of the FIL Limited group and other affiliates of FMR LLC, Boston, Massachusetts, provided that, among other conditions, they can reasonably be expected to execute the transaction on terms as favourable as could be expected to be obtained from other brokers qualified to execute the transaction and at commission rates comparable to those which would have been charged by such other brokers. Details of the policy on execution are contained in the Fidelity Client Terms which can be accessed at www.fidelity.co.uk.

The Depositary may, from time to time, act as the depositary of other investment companies with variable capital. Further details of the conflicts of interest policy are available on request.

APPENDIX 4: GENERAL INFORMATION

Register of Shareholders

The register of Shareholders is maintained by the ACD at Oakhill House, 130 Tonbridge Road, Hildenborough, Kent TN11 9DZ, United Kingdom. It may be inspected by any Shareholder or his duly authorised agent during normal business hours at that address, without charge.

Copies of the entries in the register relating to a Shareholder are available on request by that Shareholder without charge. The Company has the power to close the register for any period or periods not exceeding 30 days in any one year.

Calculation of Net Asset Value

The value of the Scheme Property (or scheme property attributable to a particular Fund or Class, as the case may be) shall be the value of the relevant assets less the value of the relevant liabilities determined in accordance with the Company's Instrument of Incorporation. A summary of the provisions follows.

1. All the Scheme Property (including receivables) is to be included, subject to the following provisions.

2. Property which is not a contingent liability transaction shall be valued as follows:

   (a) units or shares in a collective investment scheme:

      (i) if a single price for buying and selling units or shares is quoted, at the most recent price; or

      (ii) if separate buying and selling prices are quoted, at the average of the two prices (provided the buying price has been reduced by any initial charge included therein and the selling price has been increased by any exit or redemption charge attributable thereto); or

      (iii) if, in the opinion of the ACD, the price obtained is unreliable or if no recent traded price is available or if no price exists, at a value which in the opinion of the ACD is fair and reasonable;

   (b) any other transferable security:

      (i) if a single price for buying and selling the security is quoted, at that price; or

      (ii) if separate buying and selling prices are quoted, at the average of those two prices; or

      (iii) if, in the opinion of the ACD, the price obtained is unreliable or if no recent traded price is available or if no price exists, at a value which in the opinion of the ACD is fair and reasonable;

   (c) property other than that described in (a) and (b) above: at a value which, in the opinion of the ACD, is fair and reasonable.

3. Cash and amounts held in current and deposit accounts and in other time-related deposits shall be valued at their nominal values.

4. Property which is a contingent liability transaction shall be valued as follows:

   (a) if it is a written option (and the premium for writing the option has become part of the Scheme Property), the amount of the net valuation of premium receivable shall be deducted;

   (b) if the property is an OTC Derivative, the method of valuation shall be agreed between the ACD and the Depositary;

   (c) if it is an off-exchange future, it will be included at the net value of closing out in accordance with a valuation method agreed between the ACD and the Depositary;

   (d) if it is any other form of contingent liability transaction, it will be included at the net value of margin on closing out (whether as a positive or negative value).

5. In determining the value of the Scheme Property, all instructions given to issue or cancel Shares shall be assumed to have been carried out (and any cash paid or received) whether or not this is the case.

6. Subject to paragraphs 7 and 8 below, agreements for the unconditional sale or purchase of property which are in existence but uncompleted shall be assumed to have been completed and all consequential action required to have been taken. Such unconditional agreements need not be taken into account if made shortly before the valuation takes place and, in the opinion of the ACD, their omission will not materially affect the final net asset amount.

7. Futures or contracts for differences which are not yet due to be performed and unexpired and unexercised written or purchased options shall not be included under paragraph 6.

8. All agreements are to be included under paragraph 6 which are, or ought reasonably to have been, known to the person valuing the property.

9. An estimated amount for anticipated tax liabilities at that point in time, including (as applicable and without limitation) capital gains tax, income tax, corporation tax, value added tax, stamp duty and any foreign taxes or duties, will be deducted.

10. An estimated amount for any liabilities payable out of the Scheme Property and any tax thereon will be deducted, treating periodic items as accruing from day to day.

11. The principal amount of any outstanding borrowings (whenever repayable) and any accrued but unpaid interest on borrowings will be deducted.

12. An estimated amount for accrued claims for tax of whatever nature which may be recoverable will be added.

13. Any other credits or amounts received or receivable will be added.

14. Currencies or values in currencies other than sterling shall be converted at the relevant valuation point at a rate of exchange that is not likely to result in any material prejudice to the interest of the Shareholders or potential Shareholders.

15. A sum representing any interest or any income accrued due or deemed to have accrued but not received will be added.

Calculation of Net Asset Value and Pricing – Fidelity Cash Fund ("Cash Fund")

The following provisions apply to the Cash Fund in addition to the above and will apply insofar as inconsistent with any of the above.

1. The assets of the Cash Fund shall be valued on at least a daily basis.

2. The assets of the Cash Fund shall be valued by using mark-to-market whenever possible.

3. When using mark-to-market:
   (a) the asset of the Cash Fund shall be valued at the more prudent side of bid and offer unless the asset can be closed out at mid-market;
   (b) only good quality market data shall be used; such data shall be assessed on the basis of all of the following factors:
      i. the number and quality of the counterparties;
      ii. the volume and turnover in the market of the asset of the Cash Fund;
      iii. the issue size and the portion of the issue that the Cash Fund plans to buy or sell

4. Where use of mark-to-market is not possible or the market data is not of sufficient quality, an asset of the Cash Fund shall be valued conservatively by using mark-to-model.

   The model shall accurately estimate the intrinsic value of the asset of the Cash Fund, based on all of the following up-to-date key factors:
   (a) the volume and turnover in the market of that asset;
   (b) the issue size and the portion of the issue that the Cash Fund plans to buy or sell;
   (c) market risk, interest rate risk, credit risk attached to the asset.

When using mark-to-model, the amortised cost method shall not be used.

5. The Cash Fund shall calculate a NAV per Share as the difference between the sum of all assets of the Cash Fund and the sum of all liabilities of the Cash Fund valued in accordance with mark-to-market or mark-to-model, or both, divided by the number of outstanding Shares of the Cash Fund.

6. The NAV per unit or share shall be rounded to the nearest basis point or its equivalent when the NAV is published in a currency unit.

7. The NAV per unit or share of the Cash Fund shall be calculated and published at least daily on the public section of the website of the Cash Fund.

8. The Shares of the Cash Fund shall be issued or redeemed at a price that is equal to the Cash Fund's NAV per Share, notwithstanding permitted fees or charges as specified in this Prospectus.

Transfers

Shareholders are entitled to transfer their Shares to another person or body. All transfers must be in writing in the form of an instrument of transfer approved by the ACD for this purpose. Completed instruments of transfer must be returned to the ACD in order for the transfer to be registered by the ACD. The ACD may refuse to register a transfer if any eligibility criteria for a particular Share Class are not satisfied.

Restrictions and Compulsory Transfer and Redemption of Shares

The ACD may from time to time impose such restrictions as it may think necessary to ensure that no Shares are acquired or held by any person in breach of the law or governmental regulation (or any interpretation of a law or regulation by a competent authority) of any country or territory. In this connection, the ACD may reject in its discretion any application for the purchase, sale or switching of Shares.

If it comes to the notice of the ACD that any Shares ("affected Shares") are owned directly or beneficially in breach of any law or governmental regulation (or any interpretation of a law or regulation by a competent authority) of any country or territory or by virtue of which the Shareholder in question is not qualified to hold such Shares, or if it reasonably believes this to be the case, the ACD may give notice to the holder(s) of the affected Shares requiring either the transfer of such Shares to a person who is qualified or entitled to own them or a request in writing for the redemption of such Shares in accordance with the COLL Sourcebook. If any person upon whom such a notice is served does not within 30 days after the date of such notice transfer the affected Shares to a person qualified to own them or establish to the satisfaction of the ACD (whose judgement is final and binding) that he or the beneficial owner is qualified and entitled to own the affected Shares, he shall be deemed upon the expiration of that 30 day period to have given a request in writing for the redemption of all the affected Shares pursuant to the COLL Sourcebook.

A person who becomes aware that he has acquired or holds affected Shares in breach of any law or governmental regulation (or any interpretation of a law or regulation by a competent authority) of any country or territory or by virtue of which he is not qualified to hold such Shares, shall forthwith, unless he has already received a notice from the ACD as above, either transfer all his affected Shares to a person qualified to own them or give a request in writing for the redemption of such Shares pursuant to the COLL Sourcebook.

US Persons

The Shares have not been and will not be registered under the United States Securities Act of 1933 as amended ("Securities Act") and, subject to certain exceptions, may not be offered or sold in the United States of America, its territories and possessions, any state of the United States of America

and the District of Columbia ("United States of America") or offered or sold to US Persons (as defined below). The Company has not been and will not be registered under the United States Investment Company Act of 1940, as amended. The ACD has not been and will not be registered under the United States Investment Advisers Act of 1940.

"US Person" means:

(a) a citizen or resident of the United States of America;

(b) a partnership, limited liability company, corporation or similar entity organised or incorporated under the laws of the United States of America, or an entity taxed as such or required to file a tax return as such under the United States federal income tax laws;

(c) any estate or trust the executor, administrator or trustee of which is a US Person unless, in the case of trusts of which any professional fiduciary acting as trustee is a US Person, a trustee who is not a US Person has sole or shared investment discretion with respect to trust assets and no beneficiary of the trust (and no settlor if the trust is revocable) is a US Person;

(d) any estate or trust whose income from sources outside the United States of America is includable in gross income for purposes of computing United States income tax payable by it;

(e) any agency or branch of a foreign entity located in the United States of America;

(f) any discretionary or non-discretionary account or similar account (other than an estate or trust) held by a dealer or other fiduciary located within or outside the United States of America for the benefit or account of a US Person;

(g) any discretionary account or similar account (other than an estate or trust) held by a dealer or other fiduciary organised, incorporated or (if an individual) resident in the United States of America, except that any discretionary account or similar account (other than an estate or trust) held for the benefit or account of a non-US Person by a dealer or other professional fiduciary organised, incorporated or (if an individual) resident in the United States of America shall not be deemed a US Person;

(h) any firm, corporation or other entity, regardless of citizenship, domicile, situs or residence if, under the income tax laws of the United States of America from time to time in effect, any portion of the income thereof would be taxable to a US Person even if not distributed other than as a passive foreign investment company;

(i) any partnership, corporation or other entity if (A) organised or incorporated under the laws of any foreign jurisdiction and (B) owned or formed by a US Person or Persons principally for the purpose of investing in securities not registered under the Securities Act (including but not limited to Shares of the Company);

(j) any employee benefit plan unless such employee benefit plan is established and administered in accordance with the laws of a country other than the United States of America and the customary practices and documentation of such country and is maintained primarily for the benefit of persons substantially all of whom are non-resident aliens with respect to the United States of America; or

(k) any other person or entity whose ownership of Shares or solicitation for ownership of Shares the ACD through its officers or directors shall determine may violate any securities law of the United States of America or any state or other jurisdiction thereof.

(Except that "US Person" shall not include any eligible investor or any person or entity, notwithstanding the fact that such person or entity may come within any of the categories referred to above, as to whom the ACD or the Company shall determine that ownership of Shares or solicitation for ownership of Shares shall not violate any securities law of the United States of America or any state or other jurisdiction thereof.)

Issue of Shares in Exchange for *In Specie* Assets

The ACD may arrange for the Company to issue Shares in exchange for assets other than money, but will only do so where the Depositary is satisfied that the Company's acquiring those assets in exchange for the Shares concerned is not likely to result in any material prejudice to the interests of Shareholders or potential Shareholders.

The ACD will ensure that the beneficial interest in the assets is transferred to the Company with effect from the issue of the Shares.

The ACD will not issue Shares in any Fund in exchange for assets the holding of which would be inconsistent with the investment objective of that Fund.

***In Specie* Redemptions**

If a Shareholder requests the redemption or cancellation of Shares, the ACD may, if it considers the deal substantial in relation to the total size of the Fund concerned, arrange for the Company to cancel the Shares and transfer Scheme Property to the Shareholder instead of paying the price of the Shares in cash, or, if required by the Shareholder, pay the net proceeds of sale of the relevant Scheme Property to the Shareholder. A deal involving Shares representing 5% or more in value of a Fund will normally be considered substantial, although the ACD may in its discretion agree an *in specie* redemption with a Shareholder whose Shares represent less than 5% in value of the Fund concerned.

Before the proceeds of cancellation of the Shares become payable, the ACD will give written notice to the Shareholder that Scheme Property (or the proceeds of sale of that Scheme Property) will be transferred to that Shareholder.

The ACD will select the property to be transferred (or sold) in consultation with the Depositary. They must ensure that the selection is made with a view to achieving no greater advantage or disadvantage to the redeeming Shareholder than to continuing Shareholders.

Suspension of Dealings in Shares

The ACD may, with the agreement of the Depositary, or must if the Depositary so requires, suspend the issue, cancellation, sale and redemption of Shares in any or all of the Funds for a period of up to 28 days or longer in accordance with FCA rules, if the ACD or the Depositary is of the opinion that, due to exceptional circumstances, there is good and sufficient reason to do so having regard to the interests of Shareholders or potential Shareholders.

Re-calculation of the Share price will commence at the next relevant valuation point after the period of suspension ends.

Deferred Redemption of Shares

If requested redemptions of Shares on a particular dealing day exceed 10% of a Fund's value, redemptions of Shares of that Fund may be deferred to the next valuation point. Any such deferral would only be undertaken in such manner as to ensure consistent treatment of all Shareholders who had sought to redeem Shares at the valuation point at which redemptions were deferred, and so that all deals relating to the earlier valuation point were completed before those relating to a later valuation point were considered. The intention of the deferred redemption power is to reduce the impact of dilution on the scheme. In times of high levels of redemption, deferred redemption provisions would enable the ACD to protect the interests of continuing Shareholders by allowing it to match the sale of property of a Fund to the level of redemptions of Shares in that Fund.

Limited Issue

A Fund or a Class of Shares may be closed to purchases or switches in (but not to redemptions or switches out) if, in the opinion of the ACD, this is necessary to protect the interests of existing Shareholders. One such circumstance would be where a Fund or Class of Shares has reached a size such that the capacity of the market and/or of the Investment Manager have been reached, and where to permit further inflows would be detrimental to the performance of that Fund or Class of Shares.

Any Fund or Class of Shares which, in the opinion of the ACD, is materially capacity constrained may be closed to purchases or switches in without notice to Shareholders. It is entirely at the ACD's discretion as to whether a Share issue closure will apply (in the circumstances above) to Shareholders who are acquiring Shares through regular savings plans and if applicable affected Shareholders will be notified as appropriate. During the period of closure, the ACD may in its discretion agree to the purchase of Shares redeemed to investors.

Following closure, a Fund or a Class of Shares will not be re-opened until, in the opinion of the ACD, the circumstances which required closure no longer apply, significant capacity is available within the Fund or Class of Shares for new investment, and the issue of Shares can be made without materially prejudicing existing Shareholders.

Reports

Annual reports of the Company will be published on or before 30 June and half-yearly reports will be published on or before 31 October. Copies of reports may be obtained from the ACD or inspected at the ACD's offices at Oakhill House, 130 Tonbridge Road, Hildenborough, Kent TN11 9DZ, United Kingdom.

Shareholder Meetings and Voting Rights

General Meetings

Following an amendment to the OEIC Regulations in April 2005, Shareholders have been notified that an annual general meeting of Shareholders will no longer be held.

General meetings of Shareholders may be held from time to time as necessary. Notice of the date, place and time of general meetings will be given to Shareholders.

The convening and conduct of Shareholders' meetings and the voting rights of Shareholders at those meetings are governed by the Company's Instrument of Incorporation and the COLL Sourcebook, which are summarised below.

Requisitions of Meetings

The ACD may convene a general meeting at any time.

Shareholders may also requisition a general meeting. A requisition by Shareholders must state the objects of the meeting, be dated and be signed by Shareholders who, at the date of the requisition, are registered as holding not less than one-tenth in value of all Shares then in issue. The ACD must convene a general meeting no later than eight weeks after receipt of such a requisition at the head office of the Company.

Notice and Quorum

Shareholders will receive at least 14 days' notice of a general meeting. They are entitled to be counted in the quorum and to vote at a meeting either in person or by proxy. The quorum for a meeting is two Shareholders, present in person or by proxy. If a meeting is adjourned, the quorum at the adjourned meeting is one Shareholder present in person or by proxy.

Voting Rights

At a meeting of Shareholders, on a show of hands every Shareholder who (being an individual) is present in person or (being a corporation) is present by its properly authorised representative shall have one vote.

On a poll vote, a Shareholder may vote in person or by proxy or in any other manner permitted by the Company's Instrument of Incorporation. The voting rights attaching to each Share are such proportion of the voting rights attached to all the Shares in issue that the price of the Share bears to the aggregate price(s) of all the Shares in issue on the date seven days before the notice of meeting is deemed to have been served. A Shareholder entitled to more than one vote need not, if he votes, use all his votes or cast all the votes he uses in the same way.

Except where the COLL Sourcebook or the Instrument of Incorporation of the Company require an extraordinary resolution (which needs 75% of the votes cast at the meeting to be in favour if the resolution is to be passed), any resolution required by the COLL Sourcebook will be passed by a simple majority of the votes validly cast for and against the resolution (an ordinary resolution).

The ACD may not be counted in the quorum for a general meeting, and neither the ACD nor any associate of the ACD is entitled to vote at any meeting except in respect of Shares which the ACD or associate holds on behalf of or jointly with a person who, if the registered Shareholder, would be entitled to vote and from whom the ACD or associate has received voting instructions.

"Shareholders" in this context means Shareholders on the date seven days before the notice of the relevant meeting was sent out, but excluding persons who are known to the ACD not to be Shareholders at the time of the meeting.

Class Meetings

The above provisions apply to meetings of Shareholders of a Fund or Class as they apply to general meetings of Shareholders, but by reference to the Fund or Class concerned.

Variation of Class Rights

The rights attached to a Class of Share may not be varied without the sanction of an ordinary resolution passed at a meeting of the Shareholders of that Class.

Winding Up of the Company or a Fund

The Company may not be wound up except as an unregistered company under part V of the Insolvency Act 1986 or, if the Company is solvent, under Chapter 7 of the COLL Sourcebook. A Fund may only be wound up under the COLL Sourcebook.

Where the Company or a Fund is to be wound up under the COLL Sourcebook, such winding up may only be commenced following approval by the FCA. The FCA will only give such approval if the ACD provides a statement (following an investigation into the affairs of the Company) either that the Company will be able to meet its liabilities within 12 months of the date of the statement or that the Company will be unable to do so. The Company may not be wound up under the COLL Sourcebook if there is a vacancy in the position of authorised corporate director at the relevant time.

The Company may be wound up or a Fund terminated under the COLL Sourcebook if:

(a) an extraordinary resolution to that effect is passed by Shareholders; or

(b) the period (if any) fixed for the duration of the Company or the Fund by the Instrument of Incorporation of the Company expires, or an event (if any) occurs on the occurrence of which the Instrument of Incorporation provides that the Company or Fund is to be wound up (for example, if the share capital of the Company is below its prescribed minimum or (in relation to any Fund) if the Net Asset Value of the Fund is less than £30 million or the equivalent in the currency of denomination, or if in the ACD's opinion, it is desirable to terminate the Fund); or

(c) on the effective date of an agreement by the FCA to a request by the ACD for the revocation of the authorisation order in respect of the Company or for the termination of the Fund.

A Fund may also be terminated in accordance with the terms of a scheme of arrangement or reconstruction, in which case Shareholders in the Fund will become entitled to receive shares or units in another regulated collective investment scheme in exchange for their Shares in the Fund.

On the occurrence of any of the events in paragraphs (a) to (c) above:

(a) COLL 5 (relating to investment and borrowing powers) and COLL 6.2 and 6.3 (relating to pricing and dealing) will cease to apply to the Company or the relevant Fund;

(b) the Company will cease to issue and cancel Shares in the Company or the Fund, and the ACD shall cease to sell or redeem Shares or arrange for the Company to issue or cancel them for the Company or the Fund;

(c) no transfer of a Share shall be registered and no other change to the register shall be made without the sanction of the ACD;

(d) where the Company is being wound-up, the Company shall cease to carry on its business except in so far as it is beneficial for the winding up of the Company; and

(e) the corporate status and powers of the Company and, subject to the provisions of paragraphs (a) and (d) above, the powers of the ACD shall remain until the Company is dissolved.

The ACD shall, as soon as practicable after the Company or a Fund falls to be wound up, realise the assets and meet the liabilities of the Company or those attributable to the particular Fund and, after paying out or retaining adequate provision for all liabilities properly payable and retaining provision for the costs of winding up, arrange for the Depositary to make one or more interim distributions out of the proceeds to Shareholders proportionately to their rights to participate in the property of the Company or the Fund. If the ACD has not previously notified Shareholders of the proposals for winding up the Company or terminate the Fund, the ACD shall, as soon as practicable, after the commencement of winding up of the Company or the termination of the Fund, give written notice of the commencement to Shareholders. When the ACD has caused all of the Scheme Property to be realised and all of the liabilities of the Company or the particular Fund to be realised, the ACD shall arrange for the Depositary to make a final distribution to Shareholders, on or prior to the date on which the final account is sent to Shareholders, of any balance remaining in proportion to their holdings in the Company or the particular Fund. Any further balances, as

distinct from amounts retained for the settlement of the final expenses and preparation of the final accounts, attributable to a Fund or the Company after the final distribution has been made will be assessed by the ACD, and if deemed to be material, relative to the costs of distribution, will be apportioned and paid based on the shareholding of each investor at the closure date, if it is not deemed material it will be donated to charity. This decision will be made in conjunction with the Depositary.

On completion of a winding up of the Company, the Company will be dissolved and any money (including unclaimed distributions) standing to the account of the Company will be paid into court within one month of dissolution.

Following the completion of the winding up of the Company or of a Fund, the ACD shall notify the FCA and the ACD must prepare a final account showing how the winding up took place and how the Scheme Property was distributed. The auditors of the Company shall make a report in respect of the final account, stating their opinion as to whether the final account has been properly prepared. Within four months of the termination of the winding up of the Company or a Fund the final account and the auditors' report must be sent to the FCA, to each relevant Shareholder and, in the case of the winding up of the Company, to the registrar of companies within two months of the termination of the winding up.

As the Company is an umbrella company with segregated liability between Funds, any liabilities attributable or allocated to a particular Fund under the COLL Sourcebook shall be met first out of the Scheme Property attributable or allocated to that Fund. If the liabilities of a Fund are greater than the proceeds of the realisation of the Scheme Property attributable or allocated to the Fund, the ACD shall pay to the Company for the account of the Fund the amount of the deficit, unless and to the extent that the ACD can show that the deficit did not arise as a result of any failure to comply with the rules in the COLL Sourcebook.

Documents of the Company and Material Contracts

The following documents may be inspected free of charge between 9.00 a.m. and 5.00 p.m. on every business day at the offices of the ACD at Oakhill House, 130 Tonbridge Road, Hildenborough, Tonbridge, Kent TN11 9DZ, United Kingdom:

(a) the most recent annual and half-yearly reports of the Company; and

(b) the Instrument of Incorporation of the Company.

Shareholders may obtain copies of the above documents (and of this Prospectus) from the same address.

Material Contracts

The following contracts, not being contracts entered into in the ordinary course of business, have been entered into by the Company and are, or may be, material:

(a) the Management and Administration Agreement dated 20 April 1998 between the Company and the ACD (as amended);

(b) the Investment Management Agreements dated 20 April 1998 and 1 January 2016 between the Company and the ACD (as amended);

(c) the Depositary Agreement dated 4 May 2001 between the Company, the ACD and the Depositary; and

(d) the Investment Management Agreement dated 1 July 2016 between the ACD and FIL Investments International

Details of the above contracts are given in Appendix 3 (Management, Distribution, Investment Management and Administration).

Complaints

Complaints concerning the operation or marketing of the Company may be referred to the Compliance Officer of the ACD at Oakhill House, 130 Tonbridge Road, Hildenborough, Tonbridge, Kent TN11 9DZ, United Kingdom. If an investor is not satisfied with the response received, complaints may also be made direct to The Financial Ombudsman Service, South Quay Plaza, Marsh Wall, London E14 9SR.

APPENDIX 5: IMPORTANT INFORMATION FOR INVESTORS

GUERNSEY

The circulation of this Prospectus and the offering of Shares has been authorised by the Guernsey Financial Services Commission under the provisions of the Protection of Investors (Bailiwick of Guernsey) Law, 1987, as amended. In giving this authorisation, the Commission does not vouch for the financial soundness of the scheme or for the correctness of any of the statements made or opinions expressed with regard to it.

IRELAND

Registration and Supervision

While the Company has fulfilled the notification requirements of the Central Bank of Ireland to market its Shares to the public in Ireland, the Company is not supervised or authorised in Ireland by the Central Bank of Ireland. It is incorporated in England and Wales and subject to the laws and regulations of England and Wales.

The information below describes the facilities available to investors and the procedures which apply to dealing in Shares in the Company. This information must be read in conjunction with the current Prospectus of the Company, the most recent annual report and, if published thereafter, the most recent semi-annual report. Terms defined in the Prospectus have the same meaning in the following information.

Facilities Agent in Ireland

The Company has appointed FIL Fund Management (Ireland) Limited, Georges Quay House, 43 Townsend Street, Dublin 2, D02 VK65, as its Facilities Agent in Ireland. Orders for the redemption of Shares may be placed through the Facilities Agent and payment on redemption may be received there. Complaints concerning the Company or the Distributor may also be lodged with the Facilities Agent for forwarding to the relevant company.

Dealing Procedures

Investors may place dealing instructions with the Distributor or alternatively may deal directly with the Company.

FIL Pensions Management is the Distributor for Ireland. All instructions can be addressed to the Distributor as follows:

FIL Pensions Management
Oakhill House, 130 Tonbridge Road
Hildenborough
Tonbridge, Kent TN11 9DZ
United Kingdom
(Authorised and regulated in the UK by the Financial Conduct Authority)

Telephone: (44) 1732 777377
Telex: 957615 FFUNDS G
Fax: (44) 1732 777262

Investors must ensure that subscriptions for Shares or dealing instructions are provided to the Distributor in writing, in the form prescribed by the Distributor. Application forms are available from any Distributor on request.

Contract notes will be issued, usually within 24 hours of the determination of the relevant prices and foreign exchange rates. Applications are normally processed on receipt of cleared funds. Full details are set out on the application form and in the Prospectus.

Publication of Prices

Details of the most recent dealing prices of Shares in the Company may be obtained from the Distributor or the Facilities Agent. The Net Asset Values of the Funds will also be generally published daily in the Financial Times.

Taxation

The ACD intends to conduct the affairs of the Company so that it does not become resident in Ireland for taxation purposes. Accordingly, provided the Company does not exercise a trade within Ireland or

carry on a trade in Ireland through a branch or agency, the Company will not be subject to Irish tax on its income and gains other than on certain Irish source income and gains.

Subject to their personal circumstances, Shareholders resident or ordinarily resident in Ireland for taxation purposes will be liable to Irish income tax or corporation tax in respect of any income distributions of the Company (whether distributed or reinvested in new Shares).

The attention of individuals resident or ordinarily resident in Ireland for tax purposes is drawn to Chapter 1 of Part 33 of the Taxes Consolidation Act 1997 (as amended), which may render them liable to income tax in respect of undistributed income or profits of the Company. These provisions are aimed at preventing the avoidance of income tax by individuals through a transaction resulting in the transfer of assets or income to persons (including companies) resident or domiciled abroad and may render them liable to income or corporation tax in respect of undistributed income or profits of the Company on an annual basis.

The attention of persons resident or ordinarily resident in Ireland (and who, if they are individuals, are domiciled in Ireland) is drawn to the fact that the provisions of Chapter 4 (Section 590) of Part 19 of the Taxes Consolidation Act, 1997 (as amended) could be material to any person who holds 5% or more of the Shares in the Company if, at the same time, the Company is controlled in such a manner as to render it a company that would, were it to have been resident in Ireland, be a “close” company for Irish taxation purposes. These provisions could, if applied, result in a person being treated, for the purposes of the Irish taxation of chargeable gains, as if part of any gain accruing to the Company (such as on a disposal of its investments that constitute a chargeable gain for those purposes) had accrued to that person directly; that part being equal to the proportion of the assets of the Company to which that person would be entitled to on the winding up of the Company at the time when the chargeable gain accrued to the Company.

The Shares in the Company will constitute a “material interest” in an offshore fund located in a qualifying jurisdiction for the purposes of Chapter 4 (Sections 747B to 747E) of Part 27 of the Taxes Consolidation Act, 1997 (as amended). This Chapter provides that if an investor resident or ordinarily resident in Ireland for taxation purposes holds a “material interest” in an offshore fund and that fund is located in a “qualifying jurisdiction” (including a Member State of the European Community, a Member State of the European Economic Area or a member of the OECD with which Ireland has a double taxation treaty) then, dividends or other distributions or any gain (calculated without the benefit of indexation relief) accruing to the investor upon the sale or on the disposal of the interest will be charged to tax at the rate of 41%. Shareholders who are tax resident in Ireland will be obliged to deliver a tax return to the Irish Revenue Commissioners on the acquisition of Shares which must include the name and address of the Company, a description of the Shares acquired (including the cost to the Shareholder), and the name and address of the person through whom the Shares were acquired.

Dividends or other distributions made by the Company to an investor that is a company that is resident in Ireland or any gain (calculated without the benefit of indexation relief) accruing to such investor upon the disposal of their interest in the company will be taxed at 25% where the payments are not taken into account in computing the profits or gains of a trade carried on by the company. Where any computation would produce a loss the gain shall be treated as nil and no loss shall be treated as occurring on such disposal. An Irish resident corporate investor whose shares are held in connection with a trade will be taxable at a rate of 12.5% on any income or gains as part of that trade.

The holding of Shares at the end of a period of 8 years from acquisition (and thereafter on each 8 year anniversary) will constitute a deemed disposal and reacquisition at market value by the Shareholder of the relevant Shares. This shall apply to Shares acquired on or after 1 January 2001. The tax payable on the deemed disposal will be equivalent to that of a disposal of a “material interest” in an offshore fund (i.e. the appropriate gain is subject to tax currently at the rate of 41% (25% in the case of an investor that is a company). To the extent that any tax arises on such a deemed disposal, such tax will be taken into account to ensure that any tax payable on a subsequent deemed disposal or on the subsequent encashment, redemption, cancellation or transfer of the relevant Shares does not exceed the tax that would have been paid had the deemed disposal not taken place.

An offshore fund will be considered a Personal Portfolio Investment Undertaking ("PPIU") in relation to a specific investor where that investor has influence over the selection of some or all of the property held by the offshore fund, either directly or through persons acting on behalf of or connected to the investor. Any gain arising on a chargeable event in relation to an offshore fund which is a PPIU in respect of an individual, will be taxed at 60%. A higher tax rate of 80% may apply where the individual fails to meet the necessary filing requirements under Chapter 4 of Part 27 of The Taxes Consolidation Act, 1997 (as amended). Specific exemptions apply where the property invested has been clearly identified in the offshore fund's marketing and promotional literature and the investment is widely marketed to the public. Further restrictions may be required in the case of investments in land or unquoted shares deriving their value from land.

For the purposes of Irish taxation a conversion of Shares in the Company from one Class of Shares to another Class of Shares will not constitute a disposal. The replacement Shares shall be treated as if they had been acquired at the same time for the same amount as the holding of Shares to which they relate. There are special rules relating to situations where additional consideration is paid in respect of the conversion of Shares, or if a Shareholder receives consideration other than the replacement Shares in a fund. Special rules may also apply when a Company operates equalisation arrangements.

Attention is drawn to the fact that the above rules may not be relevant to particular types of Shareholders (such as financial institutions), which may be subject to special rules. Investors should seek their own professional advice as to the tax consequences before investing in Shares in the Company. Taxation law and practice, and the levels of taxation may change from time to time.

Further information about the Company and the relevant dealing procedures may be obtained from the Distributor or the Facilities Agent.

Documents available for inspection

The following documents are available for inspection free of charge during normal business hours on weekdays (Saturdays and public holidays excepted) at the office of the Facilities Agent:

(i) Instrument of Incorporation of the Company;

(ii) the material contracts referred to in the Prospectus; and

(iii) the most recent annual and half-yearly reports of the Company.

Copies of the Instrument of Incorporation of the Company, this Prospectus and the Key Investor Information Document (each as amended from time to time) and of the most recent annual and half-yearly reports of the Company may be obtained, free of charge, upon request at the office of the Facilities Agent.

JERSEY

Registration and Supervision

The consent of the Jersey Financial Services Commission (the "Commission") under the Control of Borrowing (Jersey) Order, 1958 (as amended) has been obtained to the circulation of the Prospectus. It must be distinctly understood that in giving this consent the Commission does not take any responsibility for the financial soundness of any schemes or for the correctness of any statements made or opinions expressed with regard to them. The Commission is protected by the Control of Borrowing (Jersey) Law, 1947, as amended, against liability arising from the discharge of its functions under that law.

SWEDEN

The Company is an open-ended investment company with variable capital and segregated liability between Funds incorporated with limited liability and registered in England and Wales under number IC8. The Company's FCA product reference number is 185943.

By virtue of rulings of Finansinspektionen (the Swedish Financial Supervisory Authority) dated 28 September 2017, the Company is authorised to sell its Shares to members of the public in Sweden.

The following sub-fund is available to Swedish investors under the Company:

Fidelity Index UK Fund

The information below describes the facilities available to investors resident in Sweden and the procedures which apply to dealing in Shares in the Company. This information must be read in conjunction with the current Prospectus of the Company, the most recent annual report and, if published thereafter, the most recent semi-annual report. Amendments to the Prospectus, the Instrument of Incorporation, or any other information will be held available at the offices of MFEX Mutual Funds Exchange AB (the "Paying Agent"). Material amendments to the Prospectus and the Instrument of Incorporation will be filed with the Swedish Financial Supervisory Authority.

Paying Agent in Sweden

The Company has appointed MFEX Mutual Funds Exchange AB, Grev Turegatan 19, Box 5378, SE-102 49 Stockholm, Sweden, as the Paying Agent for the Company in Sweden.

The Instrument of Incorporation, Prospectus and the (semi-) annual report can be obtained free of charge from the Paying Agent's office.

Investors may also apply to redeem Shares and obtain payment through the Paying Agent.

Conditions applying to subscription, purchase, sale and redemption

Investors may give instructions (directly, or through their bank or other financial representative) to the ACD or to the Distributor of the Company, FIL Pensions Management.

FIL Pensions Management is the Distributor for Sweden and acts as agent for the ACD, FIL Investment Services (UK) Limited. All instructions can be addressed to the ACD or FIL Pensions Management at the address given below:

FIL Pensions Management
Oakhill House
130 Tonbridge Road
Hildenborough,
Tonbridge, Kent TN11 9DZ
England
(Regulated and authorised in the UK by the Financial Conduct Authority)
Telephone: (44) 1732 777 377
Fax: (44) 1732 777 262
Telex: 957615 FFUNDSG

Investors should bear in mind that applications for the acquisition of Shares or instructions to switch Shares in a Company to Shares in another Company or another Class of Shares in the same Company should be delivered in writing to the ACD or Distributor in the form prescribed by the ACD or Distributor.

Application forms may be obtained in Sweden on request from the Paying Agent, the ACD, or the Distributor. Generally, subscriptions and redemptions must be made in Pounds Sterling. Exceptionally, on application, Fidelity Corporate Treasury may be able to arrange foreign exchange on a principal basis in certain other major currencies but cannot give advice.

Publication of prices

Details of the most recent prices of Shares of the Company may be obtained from the ACD, or from the Distributor. The net asset values of the appropriate Funds will generally be published daily in the Financial Times in the UK.

APPENDIX 6: LIST OF DELEGATES AND SUB-DELEGATES TO WHOM THE DEPOSITARY HAS DELEGATED ITS SAFEKEEPING DUTIES

Market	Subcustodian	Cash Correspondent Bank
ARGENTINA	HSBC Bank Argentina S.A. Avenida Martin Garcia 464, 5th Floor C1268ABN Buenos Aires ARGENTINA	HSBC Bank Argentina S.A. Buenos Aires
AUSTRALIA	JPMorgan Chase Bank, N.A.** Level 19, 55 Collins Street Melbourne 3000 AUSTRALIA	Australia and New Zealand Banking Group Ltd. Melbourne
AUSTRIA	UniCredit Bank Austria AG Julius Tandler Platz – 3 A-1090 Vienna AUSTRIA	J.P. Morgan AG** Frankfurt am Main
BAHRAIN	HSBC Bank Middle East Limited 1st Floor, Building No 2505, Road No 2832 Al Seef 428 BAHRAIN	HSBC Bank Middle East Limited Al Seef
BANGLADESH	Standard Chartered Bank Portlink Tower Level-6, 67 Gulshan Avenue Gulshan Dhaka -1212 BANGLADESH	Standard Chartered Bank Dhaka
BELGIUM	BNP Paribas Securities Services Belgium Branch Central Plaza Building Rue de Loxum, 25 7th Floor 1000 Brussels BELGIUM	J.P. Morgan A.G.** Frankfurt am Main
BERMUDA	HSBC Bank Bermuda Limited 6 Front Street Hamilton HM 11 BERMUDA	HSBC Bank Bermuda Limited Hamilton
BOTSWANA	Standard Chartered Bank Botswana Limited 5th Floor, Standard House P.O. Box 496 Queens Road, The Mall Gaborone BOTSWANA	Standard Chartered Bank Botswana Limited Gaborone
BRAZIL	J.P. Morgan S.A. DTVM** Av. Brigadeiro Faria Lima, 3729, Floor 06 Sao Paulo SP 04538-905 BRAZIL	J.P. Morgan S.A. DTVM** Sao Paulo
BULGARIA	Citibank Europe plc Serdika Offices 10th Floor 48 Sitnyakovo Blvd Sofia 1505 BULGARIA	ING Bank N.V. Sofia
CANADA	Canadian Imperial Bank of Commerce Commerce Court West Security Level Toronto Ontario M5L 1G9 CANADA Royal Bank of Canada 155 Wellington Street West, 2nd Floor Toronto Ontario M5V 3L3 CANADA	Royal Bank of Canada Toronto
CHILE	Banco Santander Chile Bandera 140, Piso 4 Santiago CHILE	Banco Santander Chile Santiago

Market	Subcustodian	Cash Correspondent Bank
CHINA A-SHARE	HSBC Bank (China) Company Limited 33/F, HSBC Building, Shanghai ifc 8 Century Avenue, Pudong Shanghai 200120 THE PEOPLE'S REPUBLIC OF CHINA	HSBC Bank (China) Company Limited Shanghai
CHINA B-SHARE	HSBC Bank (China) Company Limited 33/F, HSBC Building, Shanghai ifc 8 Century Avenue, Pudong Shanghai 200120 THE PEOPLE'S REPUBLIC OF CHINA	JPMorgan Chase Bank, N.A.** New York JPMorgan Chase Bank, N.A.** Hong Kong
CHINA CONNECT	JPMorgan Chase Bank, N.A.** 48th Floor, One Island East 18 Westlands Road, Quarry Bay HONG KONG	JPMorgan Chase Bank, N.A.** Hong Kong
COLOMBIA	Cititrust Colombia S.A. Carrera 9 A # 99-02, 3rd floor Bogota COLOMBIA	Cititrust Colombia S.A. Bogotá
COSTA RICA	Banco BCT, S.A. 150 Metros Norte de la Catedral Metropolitana Edificio BCT San Jose COSTA RICA	Banco BCT, S.A. San Jose
CROATIA	Privredna banka Zagreb d.d. Radnicka cesta 50 10000 Zagreb CROATIA	Zagrebacka banka d.d. Zagreb
CYPRUS	HSBC Bank plc 109-111, Messogian Ave. 115 26 Athens GREECE	J.P. Morgan AG** Frankfurt am Main
CZECH REPUBLIC	UniCredit Bank Czech Republic and Slovakia, a.s. BB Centrum – FILADELFIE Zeletavska 1525-1 140 92 Prague 1 CZECH REPUBLIC	Ceskoslovenska obchodni banka, a.s. Prague
DENMARK	Nordea Bank Danmark A/S Christiansbro Strandgade 3 P.O. Box 850 DK-0900 Copenhagen DENMARK	Nordea Bank Danmark A/S Copenhagen
EGYPT	Citibank, N.A. 4 Ahmed Pasha Street Garden City Cairo EGYPT	Citibank, N.A. Cairo
ESTONIA	Swedbank AS Liivalaia 8 15040 Tallinn ESTONIA	J.P. Morgan AG** Frankfurt am Main
FINLAND	Nordea Bank Finland Plc Aleksis Kiven katu 3-5 FIN-00020 NORDEA Helsinki FINLAND	J.P. Morgan AG** Frankfurt am Main
FRANCE	BNP Paribas Securities Services France Branch 3, rue d'Antin 75002 Paris FRANCE	J.P. Morgan AG** Frankfurt am Main

Market	Subcustodian	Cash Correspondent Bank
GERMANY	Deutsche Bank AG Alfred-Herrhausen-Allee 16-24 D-65760 Eschborn GERMANY J.P. Morgan AG#** Taunustor 1 (TaunusTurm) 60310 Frankfurt am Main GERMANY # Custodian for local German custody clients only.	J.P. Morgan AG** Frankfurt am Main
GHANA	Standard Chartered Bank Ghana Limited Accra High Street P.O. Box 768 Accra GHANA	Standard Chartered Bank Ghana Limited Accra
GREECE	HSBC Bank plc Messogion 109-111 11526 Athens GREECE	J.P. Morgan AG** Frankfurt am Main
HONG KONG	JPMorgan Chase Bank, N.A.** 48th Floor, One Island East 18 Westlands Road, Quarry Bay HONG KONG	JPMorgan Chase Bank, N.A.** Hong Kong
HUNGARY	Deutsche Bank AG Hold utca 27 H-1054 Budapest HUNGARY	ING Bank N.V. Budapest
ICELAND	Islandsbanki hf. Kirkjusandur 2 IS-155 Reykjavik ICELAND	Islandsbanki hf. Reykjavik
INDIA	JPMorgan Chase Bank, N.A.** 6th Floor, Paradigm 'B' Wing Mindspace, Malad (West) Mumbai 400 064 INDIA	JPMorgan Chase Bank, N.A.** Mumbai
INDONESIA	Deutsche Bank AG Deutsche Bank Building 80 Jl. Inman Bonjol Jakarta 10310 INDONESIA	Deutsche Bank AG Jakarta
IRELAND	JPMorgan Chase Bank, N.A.** 25 Bank Street, Canary Wharf London E14 5JP UNITED KINGDOM	J.P. Morgan AG** Frankfurt am Main
ISRAEL	Bank Leumi le-Israel B.M. 35, Yehuda Halevi Street 65136 Tel Aviv ISRAEL	Bank Leumi le-Israel B.M. Tel Aviv
ITALY	BNP Paribas Securities Services S.C.A. Via Asperto, 5 20123 Milan ITALY	J.P. Morgan AG** Frankfurt am Main
JAPAN	Mizuho Bank, Ltd. 2-15-1, Konan Minato-ku Tokyo 108-6009 JAPAN The Bank of Tokyo-Mitsubishi UFJ, Ltd. 1-3-2 Nihombashi Hongoku-cho Chuo-ku Tokyo 103-0021 JAPAN	JPMorgan Chase Bank, N.A.** Tokyo

Market	Subcustodian	Cash Correspondent Bank
JORDAN	Standard Chartered Bank Shmeissani Branch Al-Thaqafa Street Building # 2 P.O.BOX 926190 Amman JORDAN	Standard Chartered Bank Amman
KAZAKHSTAN	JSC Citibank Kazakhstan Park Palace, Building A, Floor 2 41 Kazybek Bi Almaty 050010 KAZAKHSTAN	JSC Citibank Kazakhstan Almaty
KENYA	Standard Chartered Bank Kenya Limited Chiromo 48 Westlands Road Nairobi 00100 KENYA	Standard Chartered Bank Kenya Limited Nairobi
KUWAIT	HSBC Bank Middle East Limited Kuwait City, Qibla Area Hamad Al-Saqr Street, Kharafi Tower G/1/2 Floors Safat 13017 KUWAIT	HSBC Bank Middle East Limited Safat
LATVIA	Swedbank AS Balasta dambis 1a Riga LV-1048 LATVIA	J.P. Morgan AG** Frankfurt am Main
LEBANON	HSBC Bank Middle East Limited HSBC Main Building Riad El Solh, P.O. Box 11-1380 1107-2080 Beirut LEBANON	JPMorgan Chase Bank, N.A.** New York
LITHUANIA	AB SEB Bankas 12 Gedimino pr. LT 2600 Vilnius LITHUANIA	AB SEB Bankas Vilnius J.P. Morgan AG** Frankfurt am Main
LUXEMBOURG	BNP Paribas Securities Services S.C.A. 33, Rue de Gasperich L-5826 Hesperange LUXEMBOURG	J.P. Morgan AG** Frankfurt am Main
MALAWI	Standard Bank Limited, Malawi 1st Floor Kaomba House Cnr Glyn Jones Road & Victoria Avenue Blantyre MALAWI	Standard Bank Limited, Malawi Blantyre
MALAYSIA	HSBC Bank Malaysia Berhad 2 Leboh Ampang 12th Floor, South Tower 50100 Kuala Lumpur MALAYSIA	HSBC Bank Malaysia Berhad Kuala Lumpur
MAURITIUS	The Hongkong and Shanghai Banking Corporation Limited HSBC Centre 18 Cybercity Ebene MAURITIUS	The Hongkong and Shanghai Banking Corporation Limited Ebene
MEXICO	Banco Nacional de Mexico, S.A. Act. Roberto Medellin No. 800 3er Piso Norte Colonia Santa Fe 01210 Mexico, D.F. MEXICO	Banco Santander (Mexico), S.A. Mexico, D.F.
MOROCCO	Société Générale Marocaine de Banques 55 Boulevard Abdelmoumen Casablanca 20100 MOROCCO	Attijariwafa Bank S.A. Casablanca

Market	Subcustodian	Cash Correspondent Bank
NAMIBIA	Standard Bank Namibia Limited Mutual Platz 2nd Floor, Standard Bank Centre Cnr. Stroebel and Post Streets P.O.Box 3327 Windhoek NAMIBIA	The Standard Bank of South Africa Limited Johannesburg
NETHERLANDS	BNP Paribas Securities Services Netherlands Branch Herengracht 595 1017 CE Amsterdam NETHERLANDS	J.P. Morgan AG** Frankfurt am Main
NEW ZEALAND	JPMorgan Chase Bank, N.A.** Level 13, 2 Hunter Street Wellington 6011 NEW ZEALAND	Westpac Banking Corporation Wellington
NIGERIA	Stanbic IBTC Bank Plc Plot 1712 Idejo Street Victoria Island Lagos NIGERIA	Stanbic IBTC Bank Plc Lagos
NORWAY	Nordea Bank Norge ASA Essendropsgate 7 PO Box 1166 NO-0107 Oslo NORWAY	Nordea Bank Norge ASA Oslo
OMAN	HSBC Bank Oman S.A.O.G. 2nd Floor Al Khuwair PO Box 1727 PC 111 Seeb OMAN	HSBC Bank Oman S.A.O.G. Seeb
PAKISTAN	Standard Chartered Bank (Pakistan) Limited P.O. Box 4896 Ismail Ibrahim Chundrigar Road Karachi 74000 PAKISTAN	Standard Chartered Bank (Pakistan) Limited Karachi
PERU	Citibank del Perú S.A. Av. Canaval y Moreryra 480 Piso 4 San Isidro Lima 27 PERU	Citibank del Perú S.A. Lima
PHILIPPINES	The Hongkong and Shanghai Banking Corporation Limited 7/F HSBC Centre 3058 Fifth Avenue West Bonifacio Global City 1634 Taguig City PHILIPPINES	The Hongkong and Shanghai Banking Corporation Limited Taguig City
POLAND	Bank Handlowy w. Warszawie S.A. ul. Senatorska 16 00-923 Warsaw POLAND	mBank S.A. Warsaw
PORTUGAL	BNP Paribas Securities Services S.C.A. Avenida D. João II, Lote 1.18.01, Bloco B, 7º andar 1998-028 Lisbon PORTUGAL	J.P. Morgan AG** Frankfurt am Main
QATAR	HSBC Bank Middle East Limited 2nd Floor, Ali Bin Ali Tower Building 150 (Airport Road) PO Box 57 Doha QATAR	HSBC Bank Middle East Limited Doha

Market	Subcustodian	Cash Correspondent Bank
ROMANIA	Citibank Europe plc 145 Calea Victoriei 1st District 010072 Bucharest ROMANIA	ING Bank N.V. Bucharest
RUSSIA	J.P. Morgan Bank International (Limited Liability Company)** 10, Butyrsky Val White Square Business Centre Floor 12 Moscow 125047 RUSSIA	JPMorgan Chase Bank, N.A.** New York
SAUDI ARABIA	HSBC Saudi Arabia Limited 2/F HSBC Building Olaya Road, Al-Murooj Riyadh 11413 SAUDI ARABIA	HSBC Saudi Arabia Limited Riyadh
SERBIA	Unicredit Bank Srbija a.d. Rajiceva 27-29 11000 Belgrade SERBIA	Unicredit Bank Srbija a.d. Belgrade
SINGAPORE	DBS Bank Ltd 10 Toh Guan Road DBS Asia Gateway, Level 04-11 (4B) 608838 SINGAPORE	Oversea-Chinese Banking Corporation Singapore
SLOVAK REPUBLIC	UniCredit Bank Czech Republic and Slovakia, a.s. Sancova 1/A SK-813 33 Bratislava SLOVAK REPUBLIC	J.P. Morgan AG** Frankfurt am Main
SLOVENIA	UniCredit Banka Slovenija d.d. Smartinska 140 SI-1000 Ljubljana SLOVENIA	J.P. Morgan AG** Frankfurt am Main
SOUTH AFRICA	FirstRand Bank Limited 1 Mezzanine Floor, 3 First Place, Bank City Cnr Simmonds and Jeppe Streets Johannesburg 2001 SOUTH AFRICA	The Standard Bank of South Africa Limited Johannesburg
SOUTH KOREA	Standard Chartered Bank Korea Limited 47 Jongro, Jongro-Gu Seoul 110-702 SOUTH KOREA Kookmin Bank Co., Ltd. 84, Namdaemun-ro, Jung-gu Seoul 100-845 SOUTH KOREA	Standard Chartered Bank Korea Limited Seoul Kookmin Bank Co., Ltd. Seoul
SPAIN	Santander Securities Services, S.A. Ciudad Grupo Santander Avenida de Cantabria, s/n Edificio Ecinar, planta baja Boadilla del Monte 28660 Madrid SPAIN	J.P. Morgan AG** Frankfurt am Main
SRI LANKA	The Hongkong and Shanghai Banking Corporation Limited 24 Sir Baron Jayatillaka Mawatha Colombo 1 SRI LANKA	The Hongkong and Shanghai Banking Corporation Limited Colombo
SWEDEN	Nordea Bank AB (publ) Hamngatan 10 SE-105 71 Stockholm SWEDEN	Svenska Handelsbanken Stockholm

Market	Subcustodian	Cash Correspondent Bank
SWITZERLAND	UBS Switzerland AG 45 Bahnhofstrasse 8021 Zurich SWITZERLAND	UBS Switzerland AG Zurich
TAIWAN	JPMorgan Chase Bank, N.A.** 8th Floor, Cathay Xin Yi Trading Building No. 108, Section 5, Xin Yi Road Taipei 11047 TAIWAN	JPMorgan Chase Bank, N.A.** Taipei
TANZANIA	Stanbic Bank Tanzania Limited Stanbic Centre Corner Kinondoni and A.H. Mwinyi Roads P.O. Box 72648 Dar es Salaam TANZANIA	Stanbic Bank Tanzania Limited Dar es Salaam
THAILAND	Standard Chartered Bank (Thai) Public Company Limited 14th Floor, Zone B Sathorn Nakorn Tower 90 North Sathorn Road Bangrak Silom, Bangrak Bangkok 10500 THAILAND	Standard Chartered Bank (Thai) Public Company Limited Bangkok
TRINIDAD AND TOBAGO	Republic Bank Limited 9-17 Park Street Port of Spain TRINIDAD AND TOBAGO	Republic Bank Limited Port of Spain
TUNISIA	Banque Internationale Arabe de Tunisie, S.A. 70-72 Avenue Habib Bourguiba P.O. Box 520 Tunis 1000 TUNISIA	Banque Internationale Arabe de Tunisie, S.A. Tunis
TURKEY	Citibank A.S. Inkilap Mah., Yilmaz Plaza O. Faik Atakan Caddesi No: 3 34768 Umraniye- Istanbul TURKEY	JPMorgan Chase Bank, N.A.** Istanbul
UGANDA	Standard Chartered Bank Uganda Limited 5 Speke Road P.O. Box 7111 Kampala UGANDA	Standard Chartered Bank Uganda Limited Kampala
UKRAINE	PJSC Citibank 16-G Dilova Street 03150 Kiev UKRAINE	PJSC Citibank Kiev JPMorgan Chase Bank, N.A.** New York
UNITED ARAB EMIRATES – ADX	HSBC Bank Middle East Limited Emaar Square, Level 4, Building No. 5 P.O. Box 502601 Dubai UNITED ARAB EMIRATES	The National Bank of Abu Dhabi Abu Dhabi
UNITED ARAB EMIRATES – DFM	HSBC Bank Middle East Limited Emaar Square, Level 4, Building No. 5 P.O. Box 502601 Dubai UNITED ARAB EMIRATES	The National Bank of Abu Dhabi Abu Dhabi
UNITED ARAB EMIRATES – NASDAQ DUBAI	HSBC Bank Middle East Limited Emaar Square, Level 4, Building No. 5 P.O. Box 502601 Dubai UNITED ARAB EMIRATES	JPMorgan Chase Bank, N.A.** New York

Market	Subcustodian	Cash Correspondent Bank
UNITED KINGDOM	JPMorgan Chase Bank, N.A.** 25 Bank Street, Canary Wharf London E14 5JP UNITED KINGDOM Deutsche Bank AG Depository and Clearing Centre 10 Bishops Square London E1 6EG UNITED KINGDOM	JPMorgan Chase Bank, N.A.** London Varies by currency
UNITED STATES	JPMorgan Chase Bank, N.A.** 4 New York Plaza New York NY 10004 UNITED STATES	JPMorgan Chase Bank, N.A.** New York
URUGUAY	Banco Itaú Uruguay S.A. Zabala 1463 11000 Montevideo URUGUAY	Banco Itaú Uruguay S.A. Montevideo
VENEZUELA	Citibank, N.A. Avenida Casanova Centro Comercial El Recreo Torre Norte, Piso 19 Caracas 1050 VENEZUELA	Citibank, N.A. Caracas
VIETNAM	HSBC Bank (Vietnam) Ltd. Centre Point 106 Nguyen Van Troi Street Phu Nhuan District Ho Chi Minh City VIETNAM	HSBC Bank (Vietnam) Ltd. Ho Chi Minh City
WAEMU – BENIN, BURKINA FASO, GUINEA-BISSAU, IVORY COAST, MALI, NIGER, SENEGAL, TOGO	Standard Chartered Bank Côte d'Ivoire SA 23 Boulevard de la Republique 1 01 B.P. 1141 Abidjan 17 IVORY COAST	Standard Chartered Bank Côte d'Ivoire SA Abidjan
ZAMBIA	Standard Chartered Bank Zambia Plc Standard Chartered House Cairo Road P.O. Box 32238 Lusaka 10101 ZAMBIA	Standard Chartered Bank Zambia Plc Lusaka
ZIMBABWE	Stanbic Bank Zimbabwe Limited Stanbic Centre, 3rd Floor 59 Samora Machel Avenue Harare ZIMBABWE	Stanbic Bank Zimbabwe Limited Harare

**** J.P. Morgan affiliate**

APPENDIX 7: LIST OF SHARE CLASSES AND ISIN CODES

Standardised Share Class Name	ISIN
FID FIF – Fidelity American Fund A-ACC-GBP	GB0003865176
FID FIF – Fidelity American Fund W-ACC-GBP	GB00B8GPC429
FID FIF – Fidelity American Fund W-VMF-ACC-GBP	GB00BF5FWM02
FID FIF – Fidelity American Special Situations Fund A-ACC-GBP	GB0003865390
FID FIF – Fidelity American Special Situations Fund W-ACC-GBP	GB00B89ST706
FID FIF – Fidelity Asia Fund A-ACC-GBP	GB0003879185
FID FIF – Fidelity Asia Fund W-ACC-GBP	GB00B6Y7NF43
FID FIF – Fidelity Asia Fund W-ACC-GBP (hedged)	GB00BKDZ1H56
FID FIF – Fidelity Asia Pacific Opportunities Fund R-ACC-GBP	GB00BMZN2Q75
FID FIF – Fidelity Asia Pacific Opportunities Fund W-ACC-GBP	GB00BQ1SWL90
FID FIF – Fidelity Asian Dividend Fund A-ACC-GBP	GB00B8W5LS34
FID FIF – Fidelity Asian Dividend Fund A-INC-GBP	GB00B8W5LT41
FID FIF – Fidelity Asian Dividend Fund W-ACC-GBP	GB00B8W5LX86
FID FIF – Fidelity Asian Dividend Fund W-INC-GBP	GB00B8W5M023
FID FIF – Fidelity Asian Dividend Fund W-VMF-INC-GBP	GB00BF5FWK87
FID FIF – Fidelity Cash Fund W-ACC-GBP	GB00BD1RHT82
FID FIF – Fidelity Cash Fund W-INC-GBP	GB00BD1RHR68
FID FIF – Fidelity China Consumer Fund A-ACC-GBP	GB00B6WFC751
FID FIF – Fidelity China Consumer Fund R-ACC-GBP	GB00BMZN2R82
FID FIF – Fidelity China Consumer Fund W-ACC-GBP	GB00B82ZSC67
FID FIF – Fidelity Emerging Asia Fund A-ACC-GBP	GB00B662FD98
FID FIF – Fidelity Emerging Asia Fund W-ACC-GBP	GB00B84Q8M70
FID FIF – Fidelity Emerging Europe, Middle East and Africa Fund A-ACC-GBP	GB00B29TR993
FID FIF – Fidelity Emerging Europe, Middle East and Africa Fund W-ACC-GBP	GB00B87Z7808
FID FIF – Fidelity Enhanced Income Fund A-ACC-GBP	GB00B3KB7799
FID FIF – Fidelity Enhanced Income Fund A-INC-GBP	GB00B3KB7682
FID FIF – Fidelity Enhanced Income Fund W-ACC-GBP	GB00B7W94N47
FID FIF – Fidelity Enhanced Income Fund W-INC-GBP	GB00B87HPZ94
FID FIF – Fidelity Enhanced Income Fund W-MINC-GBP	GB00BYSYZP12
FID FIF – Fidelity European Fund A-ACC-GBP	GB0003874798
FID FIF – Fidelity European Fund A-INC-GBP	GB00B65GJ967
FID FIF – Fidelity European Fund I-INC-GBP	GB00BD7XZ185
FID FIF – Fidelity European Fund W-ACC-GBP	GB00BFRT3504
FID FIF – Fidelity European Fund W-INC-GBP	GB00B7VNK956
FID FIF – Fidelity European Fund W-VMF-ACC-GBP	GB00BF5FWJ72
FID FIF – Fidelity European Opportunities Fund A-ACC-GBP	GB0003874913
FID FIF – Fidelity European Opportunities Fund W-ACC-GBP	GB00B8287518
FID FIF – Fidelity Extra Income Fund A-ACC-GBP	GB00B3B5MQ48
FID FIF – Fidelity Extra Income Fund A-INC-GBP	GB0005314926
FID FIF – Fidelity Extra Income Fund W-ACC-GBP	GB00BFRT3611
FID FIF – Fidelity Extra Income Fund W-INC-GBP	GB00B469P257
FID FIF – Fidelity Global Dividend Fund A-ACC-GBP	GB00B7FQHJ97
FID FIF – Fidelity Global Dividend Fund A-INC-GBP	GB00B7FQHK03
FID FIF – Fidelity Global Dividend Fund W-ACC-GBP	GB00B7GJPN73
FID FIF – Fidelity Global Dividend Fund W-INC-GBP	GB00B7778087
FID FIF – Fidelity Global Dividend Fund W-MINC-GBP	GB00BYSYZL73
FID FIF – Fidelity Global Enhanced Income Fund A-INC-GBP	GB00BDGTK014
FID FIF – Fidelity Global Enhanced Income Fund F-ACC-GBP	GB00BJ9TM371
FID FIF – Fidelity Global Enhanced Income Fund I-INC-GBP	GB00BKDZ1K85
FID FIF – Fidelity Global Enhanced Income Fund W-ACC-GBP	GB00BD1NLL62
FID FIF – Fidelity Global Enhanced Income Fund W-INC-GBP	GB00BD1NLJ41
FID FIF – Fidelity Global Enhanced Income Fund W-MINC-GBP	GB00BYSYZN97
FID FIF – Fidelity Global Focus Fund A-ACC-GBP	GB0003860789
FID FIF – Fidelity Global Focus Fund W-ACC-GBP	GB00B3RDH349

Standardised Share Class Name	ISIN
FID FIF – Fidelity Global High Yield Fund F-ACC-GBP (hedged)	GB00BK591W05
FID FIF – Fidelity Global High Yield Fund I-ACC-GBP	GB00B7J8MC94
FID FIF – Fidelity Global High Yield Fund W-ACC-GBP	GB00B7K7SQ18
FID FIF – Fidelity Global High Yield Fund W-INC-GBP	GB00B7KK0195
FID FIF – Fidelity Global Property Fund A-ACC-GBP	GB00B1BXCS68
FID FIF – Fidelity Global Property Fund W-ACC-GBP	GB00B7K2NZ09
FID FIF – Fidelity Global Property Fund W-INC-GBP	GB00BJ629381
FID FIF – Fidelity Global Special Situations Fund A-ACC-GBP	GB00B196XG23
FID FIF – Fidelity Global Special Situations Fund W-ACC-GBP	GB00B8HT7153
FID FIF – Fidelity Global Special Situations Fund W-VMF-ACC-GBP	GB00BF5FWL94
FID FIF – Fidelity Index Emerging Markets Fund P-ACC-GBP	GB00BHZK8D21
FID FIF – Fidelity Index Emerging Markets Fund P-Inc-GBP	GB00BP8RYT47
FID FIF – Fidelity Index Europe ex UK Fund P-ACC-GBP	GB00BHZK8B07
FID FIF – Fidelity Index Europe ex UK Fund P-Inc-GBP	GB00BP8RYD86
FID FIF – Fidelity Index Japan Fund P-ACC-GBP	GB00BHZK8872
FID FIF – Fidelity Index Japan Fund P-Inc-GBP	GB00BP8RYP09
FID FIF – Fidelity Index Pacific ex Japan Fund P-ACC-GBP	GB00BHZK8G51
FID FIF – Fidelity Index Pacific ex Japan Fund P-INC-GBP	GB00BP8RYR23
FID FIF – Fidelity Index UK Fund A-ACC-GBP	GB0003875324
FID FIF – Fidelity Index UK Fund P-ACC-GBP	GB00BJS8SF95
FID FIF – Fidelity Index UK Fund P-Inc-GBP	GB00BP8RY614
FID FIF – Fidelity Index US Fund A-ACC-GBP	GB00B8G3MY63
FID FIF – Fidelity Index US Fund P-ACC-GBP	GB00BJS8SH10
FID FIF – Fidelity Index US Fund P-ACC-GBP (hedged)	GB00BHQSS241
FID FIF – Fidelity Index US Fund P-Inc-GBP	GB00BP8RY838
FID FIF – Fidelity Index World Fund A-ACC-GBP	GB00B8075673
FID FIF – Fidelity Index World Fund P-ACC-GBP	GB00BJS8SJ34
FID FIF – Fidelity Index World Fund P-Inc-GBP	GB00BP8RYB62
FID FIF – Fidelity Japan Fund A-ACC-GBP	GB0003877817
FID FIF – Fidelity Japan Fund W-ACC-GBP	GB00B882N041
FID FIF – Fidelity Japan Smaller Companies Fund A-ACC-GBP	GB0003860565
FID FIF – Fidelity Japan Smaller Companies Fund W-ACC-GBP	GB00B73VMD59
FID FIF – Fidelity MoneyBuilder Balanced Fund A-INC-GBP	GB0003878559
FID FIF – Fidelity MoneyBuilder Balanced Fund W-ACC-GBP	GB00BYRPGV84
FID FIF – Fidelity MoneyBuilder Balanced Fund W-INC-GBP	GB00B7XJFX07
FID FIF – Fidelity MoneyBuilder Dividend Fund A-ACC-GBP	GB00BFRT3B61
FID FIF – Fidelity MoneyBuilder Dividend Fund A-INC-GBP	GB0003860904
FID FIF – Fidelity MoneyBuilder Dividend Fund W-INC-GBP	GB00B3LNGT95
FID FIF – Fidelity MoneyBuilder Dividend Fund W-MINC-GBP	GB00BYSYZM80
FID FIF – Fidelity MoneyBuilder Income Fund A-ACC-GBP	GB00B417LB58
FID FIF – Fidelity MoneyBuilder Income Fund A-INC-GBP	GB0003863916
FID FIF – Fidelity MoneyBuilder Income Fund I-ACC-GBP	GB00BK8LPC10
FID FIF – Fidelity MoneyBuilder Income Fund I-INC-GBP	GB00BK8LP321
FID FIF – Fidelity MoneyBuilder Income Fund W-ACC-GBP	GB00BBGBFM09
FID FIF – Fidelity MoneyBuilder Income Fund W-INC-GBP	GB00B3Z9PT62
FID FIF – Fidelity Short Dated Corporate Bond fund W-ACC-GBP	GB00BDCG0G22
FID FIF – Fidelity Short Dated Corporate Bond fund W-INC-GBP	GB00BDCG0F15
FID FIF – Fidelity Special Situations Fund A-ACC-GBP	GB0003875100
FID FIF – Fidelity Special Situations Fund R-ACC-GBP	GB00BMDNKD25
FID FIF – Fidelity Special Situations Fund W-ACC-GBP	GB00B88V3X40
FID FIF – Fidelity Special Situations Fund W-VMF-ACC-GBP	GB00BF5FWH58
FID FIF – Fidelity Sterling Core Plus Reduced Duration Bond Fund GACC-GBP	GB00BYMFL858
FID FIF – Fidelity Strategic Bond Fund A-ACC-GBP	GB00B5M4BD49
FID FIF – Fidelity Strategic Bond Fund A-INC-GBP	GB00B05NC857
FID FIF – Fidelity Strategic Bond Fund W-ACC-GBP	GB00BCRWZS59
FID FIF – Fidelity Strategic Bond Fund W-INC-GBP	GB00B469J896
FID FIF – Fidelity Sustainable Water & Waste Fund W-ACC-GBP	GB00BHR44F64

Standardised Share Class Name	ISIN
FID FIF – Fidelity Sustainable Water & Waste Fund W-INC-GBP	GB00BHR44G71
FID FIF – Fidelity UK Select Fund A-ACC-GBP	GB0003864542
FID FIF – Fidelity UK Select Fund I-ACC-GBP	GB00B63B5X92
FID FIF – Fidelity UK Select Fund W-ACC-GBP	GB00BFRT3942
FID FIF – Fidelity UK Smaller Companies Fund A-ACC-GBP	GB00B3SW2T17
FID FIF – Fidelity UK Smaller Companies Fund W-ACC-GBP	GB00B7VNMB18

APPENDIX 8: RISK FACTORS

Full Legal name		Asset Class Specific Risks					Investment Focus/ Style-Related Risks								Specific Instrument Related Risks							Derivatives/ Counterparty Risk					
															China Related		Fixed Income Related										
	General	Equities	Bonds and other Debt Instruments	Commodities	Real Estate Related	Multi Asset	Stock/Issuer Concentration	Country Concentration	Sector Concentration	Investments in Small Companies	Below Investment Grade / Unrated Securities and High Yielding Debt Instruments	Emerging Markets	Russia	Eurozone Risk	General	Dim Sum Bonds	Convertibles, Hybrids, CoCos & other instruments with loss-absorption features	Loans	Collateralised and/or Securitised Debt Instruments	Equity Linked Notes/Credit Linked Notes	General	Short Positions	High Leverage	Active Currency	Specific Derivative Instruments	Additional Prospectus Risk Factors
Fidelity American Fund	X	X						X													X				X	
Fidelity American Special Situations Fund	X	X						X													X				X	
Fidelity Asia Fund	X	X										X			X						X				X	
Fidelity Asia Pacific Opportunities Fund	X	X					X					X			X						X				X	
Fidelity Asian Dividend Fund	X	X										X									X				X	6
Fidelity Cash Fund	X		X																		X				X	4
Fidelity China Consumer Fund	X	X					X	X				X			X						X				X	
Fidelity Emerging Asia Fund	X	X										X			X						X	X		X	X	
Fidelity Emerging Europe, Middle East and Africa Fund	X	X					X					X	X							X	X	X		X	X	
Fidelity Enhanced Income Fund	X	X						X													X	X		X	X	6
Fidelity European Fund	X	X												X							X				X	
Fidelity European Opportunities Fund	X	X												X							X				X	
Fidelity Extra Income Fund	X		X					X			X						X				X	X		X	X	6
Fidelity Global Dividend Fund	X	X												X							X				X	6
Fidelity Global Enhanced Income Fund	X	X												X							X	X		X	X	6
Fidelity Global Focus Fund	X	X										X									X				X	
Fidelity Global High Yield Fund	X		X								X	X		X							X	X		X	X	6
Fidelity Global Property Fund	X	X			X				X												X				X	
Fidelity Global Special Situations Fund	X	X										X									X	X		X	X	

* Additional Prospectus Risk Factors: 1 Index Tracking; 2 Asset Allocation - Target Date; 3 Asset Allocation – Dynamic; 4 Cash Funds; 5 Ethical Investing; 6 Income-producing securities; 7 Securities Lending; 8 Repurchase and Reverse Repurchase Agreements.

Full Legal name		Asset Class Specific Risks					Investment Focus/ Style-Related Risks								Specific Instrument Related Risks						Derivatives/ Counterparty Risk					
															China Related		Fixed Income Related									
	General	Equities	Bonds and other Debt Instruments	Commodities	Real Estate Related	Multi Asset	Stock/Issuer Concentration	Country Concentration	Sector Concentration	Investments in Small Companies	Below Investment Grade / Unrated Securities and High Yielding Debt Instruments	Emerging Markets	Russia	Eurozone Risk	General	Dim Sum Bonds	Convertibles, Hybrids, CoCos & other instruments with loss-absorption features	Loans	Collateralised and/or Securitised Debt Instruments	Equity Linked Notes/Credit Linked Notes	General	Short Positions	High Leverage	Active Currency	Specific Derivative Instruments	Additional Prospectus Risk Factors
Fidelity Index Emerging Markets Fund	X	X										X									X				X	1
Fidelity Index Europe ex UK Fund	X	X												X							X				X	1
Fidelity Index Japan Fund	X	X						X													X				X	1
Fidelity Index Pacific ex Japan Fund	X	X																			X				X	1
Fidelity Index UK Fund	X	X						X													X				X	1
Fidelity Index US Fund	X	X						X													X				X	1
Fidelity Index World Fund	X	X																			X				X	1
Fidelity Japan Fund	X	X						X													X				X	
Fidelity Japan Smaller Companies Fund	X	X						X		X											X				X	
Fidelity MoneyBuilder Balanced Fund	X	X	X			X		X													X	X		X	X	3
Fidelity MoneyBuilder Dividend Fund	X	X						X													X				X	6
Fidelity MoneyBuilder Income Fund	X		X					X									X				X	X		X	X	6
Fidelity Short Dated Corporate Bond Fund	X		X														X				X	X		X	X	6
Fidelity Special Situations Fund	X	X						X		X											X				X	
Fidelity Sterling Core Plus Reduced Duration Bond Fund	X		X					X									X				X	X	X	X	X	6
Fidelity Strategic Bond Fund	X		X								X	X		X			X				X	X		X	X	6
Fidelity Sustainable Water & Waste		X										X			X						X				X	5
Fidelity UK Select Fund	X	X						X													X				X	
Fidelity UK Smaller Companies Fund	X	X						X		X											X	X		X	X	

LO00708 (Ret OEIC Prosp 260520)

* Additional Prospectus Risk Factors: 1 Index Tracking; 2 Asset Allocation - Target Date; 3 Asset Allocation – Dynamic; 4 Cash Funds; 5 Ethical Investing; 6 Income-producing securities; 7 Securities Lending; 8 Repurchase and Reverse Repurchase Agreements.

Fidelity, Fidelity International, the Fidelity International logo and ₣ symbol are trademarks of FIL Limited.

LO00708