



# Stewart Investors Asia Pacific Leaders Fund Class B GBP

## a subfund of First State Investments ICVC (the Company) – Fund Factsheet

31 March 2019

### Investment objective and policy

The Fund aims to grow your investment.

The Fund invests in shares of companies based in or having significant operations in the Asia Pacific region including Australia and New Zealand excluding Japan. The Fund invests in shares of large and mid-sized companies in the region. These companies generally have a total stock market value of at least US\$1 billion. Consideration is given to investment in companies that are positioned to benefit from, and contribute to, the sustainable development of the countries in which they operate. Derivatives may be used for efficient portfolio management.

### Fund Information

|                         |  |
|-------------------------|--|
| Fund Launch Date        | 01 December 2003                                 |
| Share Class Launch Date | 01 December 2003                                 |
| Fund Size (£m)          | 6868.0   |
| Benchmark               | MSCI AC Asia Pacific ex Japan Index              |
| Number of holdings      | 39   |
| Fund Manager(s)         | David Gait/Sashi Reddy                           |
| Available as ISA        | Yes, subject to ISA limits                       |
| Minimum Investment      | £1,000/£50 per month <sup>+</sup>                |
| Initial charge          | 0% <sup>&lt;</sup>                               |
| Ongoing Charges †       | 0.88%  |
| Share Type              | Accumulation                                     |
| Sedol                   | 3387476  |
| ISIN                    | GB0033874768                                     |
| Research Rating‡        | Morningstar@:Silver Square Mile:AAA<br>RSM:Rated |
| Fund Yield              | 1.0%   |

### Annual Performance (% in GBP) to 31 March 2019<sup>^</sup>

| Period           | 12 mths to 31/03/19 | 12 mths to 31/03/18 | 12 mths to 31/03/17 | 12 mths to 31/03/16 | 12 mths to 31/03/15 |
|------------------|---------------------|---------------------|---------------------|---------------------|---------------------|
| Fund return      | 10.3                | 0.3                 | 26.0                | -4.4                | 31.2                |
| Benchmark return | 3.9                 | 7.6                 | 35.9                | -8.7                | 19.4                |

### Cumulative Performance (% in GBP) to 31 March 2019<sup>^</sup>

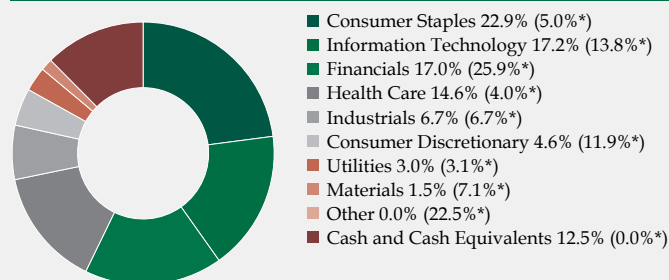
| Period           | 3 mths | 6 mths | 1 yr | 3 yrs | 5 yrs | 10 yrs | Since Inception |
|------------------|--------|--------|------|-------|-------|--------|-----------------|
| Fund return      | 0.9    | -0.3   | 10.3 | 39.4  | 74.8  | 244.1  | 647.5           |
| Benchmark return | 8.9    | 1.6    | 3.9  | 51.9  | 65.6  | 214.3  | 408.9           |

**These figures refer to the past. Past performance is not a reliable indicator of future results. For investors based in countries with currencies other than GBP, the return may increase or decrease as a result of currency fluctuations.**

### Ten Largest Holdings

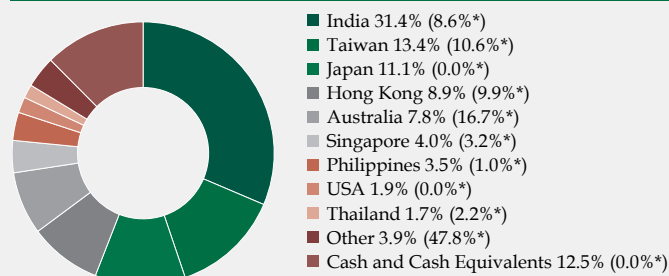
| Stock name                 | %   | Stock name                                      | %   |
|----------------------------|-----|---|-----|
| Tata Consultancy Serv. Ltd | 6.1 | Oversea-Chinese Banking Corporation             | 4.0 |
| Unicharm Corporation       | 5.6 | Delta Electronics, Inc.                         | 3.9 |
| CSL                        | 5.0 | President Chain Store Corporation               | 3.8 |
| Tech Mahindra Limited      | 5.0 | Hong Kong & China Gas Co. Ltd.                  | 3.0 |
| Mahindra & Mahindra Ltd.   | 4.6 | Housing Development Finance Corporation Limited | 2.8 |

### Sector Breakdown



\*Index Weight

### Country Breakdown



\*Index Weight

Sector and Country classifications provided by Factset and Stewart Investors.

Cash Equivalents may include T-Bills.

All performance data for the Stewart Investors Asia Pacific Leaders Fund Class B (Accumulation) GBP as at 31 March 2019. Source for fund - Lipper IM / Stewart Investors. Performance data is calculated on a net basis by deducting fees incurred at fund level (e.g. the management and administration fee) and other costs charged to the fund (e.g. transaction and custody costs), save that it does not take account of initial charges or switching fees (if any). Income reinvested is included on a net of tax basis. Source for benchmark - MSCI, income reinvested net of tax. Since inception performance figures have been calculated from 01 December 2003.

### For further information

|                                  |                  |
|----------------------------------|------------------|
| Client Services Team (UK):       | 0800 085 3880    |
| Client Services Team (Overseas): | +44 131 525 8873 |
| Dealing Line:                    | 0203 528 4102    |

|          |                                |
|----------|--------------------------------|
| Email:   | enquiries@stewartinvestors.com |
| Website: | www.stewartinvestors.com       |



# Stewart Investors Asia Pacific Leaders Fund Class B GBP


## a subfund of First State Investments ICVC (the Company) – Fund Factsheet

31 March 2019

### Risk and Reward Profile

◀ Lower Risk  
Potentially Lower Rewards

Higher Risk ▶  
Potentially Higher Rewards



The synthetic risk reward indicator (the SRRRI) rating is not a measure of the risk of you losing your investment but describes how much the value of the Fund went up and down in the past.

The SRRRI rating is based on historical data which may not be a reliable indication of the future risks and rewards of the Fund. We cannot guarantee that the rating of the Fund will remain the same: it may change over time.

Even the lowest rating 1 does not mean a risk free investment.

On a scale of 1 (less risky) to 7 (more risky), this Fund has a rating of 5 due to its past performance and the nature of its investments. Shares with a rating of 5 might have a higher risk, but also higher returns. Risk is taken in order to make a higher potential return; the more risk a fund takes, the higher the potential return but the greater the risk of loss.

The value of investments and any income from them may go down as well as up and is not guaranteed. Investors may get back significantly less than the original amount invested.

### The Fund may also experience the following risks:

**Currency risk:** The Fund invests in assets which are denominated in other currencies; changes in exchange rates will affect the value of the Fund.

**Emerging market risk:** emerging markets may not provide the same level of investor protection as a developed market; they may involve a higher risk than investing in developed markets.

**Recommendation:** This fund may not be appropriate for investors who plan to withdraw their money within five years.

**For further information on risks, please refer to the Risk Factors section in the Company prospectus.**

Investment should be made on the basis of the Prospectus and Key Investor Information Document. If you are in any doubt as to the suitability of any of our funds for your investment needs, please seek independent financial advice.

### Important Information

This factsheet is a financial promotion and can be used for retail clients in the UK. Distribution is limited to Professional Clients in all other countries where lawful.

^ An initial charge of up to 4% may be levied in certain circumstances, e.g. to limit the size of the fund, including on regular savings plans and may be remitted as commission to an intermediary.

† The ongoing charge figure (OCF) is calculated on the same basis as for the Key Investor Information Document and represents the charges you will pay over a year for as long as you hold your investment and may vary from year to year. The OCF is made up of the annual management charge and additional expenses, but excludes portfolio transaction costs. For further information about charges and costs please visit <http://www.firststateinvestments.com/uk/private/Charges/>.

‡ This does not constitute an investment recommendation and is not indicative of future results. Methodology available on rating provider's website.

^ The performance ranking of funds within the IA Specialist sector is not viewed as a fair comparison given the diverse nature of the funds within the sector. Performance statistics are therefore noted versus benchmark rather than the IA sector. The Specialist sector constituents are defined by the IA as Funds that have an investment universe that is not accommodated by the other IA mainstream sectors.

In the UK, this document is issued by First State Investments (UK) Limited (FSI UK), which is authorised and regulated in the UK by the Financial Conduct Authority (registration number 143359). Registered office: Finsbury Circus House, 15 Finsbury Circus, London, EC2M 7EB. Registered in England with company number 2294743. Outside the UK within the EEA, this document is issued by First State Investments International Limited (FSII) which is authorised and regulated in the UK by the Financial Conduct Authority (registration number 122512). Registered office: 23 St Andrew Square, Edinburgh, EH2 1BB. Registered in Scotland with company number SC079063.

Detailed information about First State Investments ICVC (the Company) and its sub funds is contained in the Prospectus and Key Investor Information Documents which are available free of charge by writing to: Client Services, Stewart Investors, 23 St Andrew Square, Edinburgh, EH2 1BB; or by telephoning 0800 085 3880 between 9am and 5pm Monday to Friday; or by visiting [www.stewartinvestors.com](http://www.stewartinvestors.com). Telephone calls with Stewart Investors may be recorded.

\* The minimum investment may be increased in certain circumstances, up to the maximum amount as disclosed in the Prospectus.

Representative and Paying Agent in Switzerland: The representative and paying agent in Switzerland is BNP Paribas Securities Services, Paris, succursale de Zurich, Selnaustrasse 16, 8002 Zurich, Switzerland.

Place where the relevant documents may be obtained: The prospectus, the key investor information documents (KIIDs), the instruments of incorporation as well as the annual and semi-annual reports may be obtained free of charge from the representative in Switzerland.

FSI UK and FSII are part of Colonial First State Asset Management (CFSGAM) which is the consolidated asset management division of the Commonwealth Bank of Australia ABN 48123123124 (Bank). CFSGAM includes a number of entities in different jurisdictions operating in Australia as CFSGAM and First State Investments elsewhere. The Bank and its subsidiaries do not guarantee the performance of the fund or the repayment of capital by the fund. Investments in the fund are not deposits or other liabilities of the Bank or its subsidiaries and investment type products are subject to investment risk including loss of income and capital invested.