

BlackRock European Dynamic Fund Class FD DIST GBP

SEPTEMBER 2019 FACTSHEET

Unless otherwise stated, Performance, Portfolio Breakdowns and Net Asset information as at: 30-Sep-2019. All other data as at 09-Oct-2019.

For Investors in the UK. Investors should read the Key Investor Information Document and Prospectus prior to investing.

FUND OVERVIEW

The Fund aims to provide a return on your investment (generated through an increase in the value of the assets held by the Fund) over the long term (5 or more consecutive years beginning at the point of investment). The Fund invests at least 70% of its total assets in the equity securities (e.g. shares) of companies incorporated or listed in Europe, but excluding the United Kingdom. Depending on market conditions, the Fund will invest in equity securities of companies that are, in the investment adviser's opinion, undervalued (i.e. their share price does not reflect their underlying worth) or have good growth potential.

GROWTH OF HYPOTHETICAL 10,000 GBP



Unit Class performance displayed in British Pound. Source: BlackRock. Performance is shown on a bid to bid price basis, with net income reinvested, net of fees. **Past performance is not a reliable indicator of current or future performance.**

12 MONTH PERFORMANCE PERIODS - TO LAST QUARTER END

	30/9/2014- 30/9/2015	30/9/2015- 30/9/2016	30/9/2016- 30/9/2017	30/9/2017- 30/9/2018	30/9/2018- 30/9/2019	2018 Calendar Year
Share Class	9.80%	18.53%	27.90%	6.17%	3.17%	-13.02%

Share Class performance is calculated on a Net Asset Value (NAV) basis, with income reinvested, in British Pound, net of fees. Benchmark performance displayed in GBP.

CUMULATIVE & ANNUALISED PERFORMANCE

	Cumulative (%)				Annualised (% p.a.)			
	1m	3m	6m	YTD	1 Year	3 Years	5 Years	Since Inception
Share Class	-1.25%	-0.29%	10.95%	24.10%	3.17%	11.90%	12.77%	10.93%

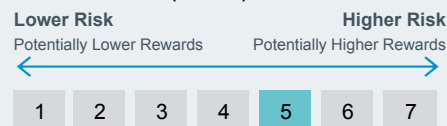
The figures shown relate to past performance. Past performance is not a reliable indicator of current or future performance and should not be the sole factor of consideration when selecting a product or strategy. Share Class and Benchmark performance displayed in GBP, hedged fund benchmark performance is displayed in GBP. Performance is shown on a Net Asset Value (NAV) basis, with gross income reinvested where applicable. The return of your investment may increase or decrease as a result of currency fluctuations if your investment is made in a currency other than that used in the past performance calculation. **Source:** BlackRock

Key Risks: The fund invests a large portion of assets which are denominated in other currencies; hence changes in the relevant exchange rate will affect the value of the investment. The fund may invest in smaller company shares which can be more unpredictable and less liquid than those of larger company shares.

BLACKROCK®

Capital at risk. All financial investments involve an element of risk. Therefore, the value of your investment and the income from it will vary and your initial investment amount cannot be guaranteed.

SYNTHETIC RISK & REWARD INDICATOR (SRRI)



KEY FACTS

Asset Class	Equity
I/A Sector	Europe Excluding UK
Morningstar Category	Europe ex-UK Large-Cap Equity
Fund Launch Date	01-Mar-2002
Unit Class Launch Date	07-Nov-2013
Fund Base Currency	GBP
Share Class Currency	GBP
Total Fund Size (M)	3,443.13 GBP
Domicile	United Kingdom
Fund Type	UCITS
ISIN	GB00BCZRN23
Bloomberg Ticker	BREDFDI
Distribution Type	Daily
Minimum Initial Investment	100,000 GBP

PORTFOLIO MANAGER(S)

Alister Hibbert
Giles Rothbarth

TOP HOLDINGS (%)

SAP SE	5.91
LVMH MOET HENNESSY LOUIS VUITTON SE	5.73
SAFRAN SA	5.43
NOVO NORDISK A/S	4.95
ASML HOLDING NV	4.35
LONZA GROUP AG	4.30
SIKA AG	3.82
AIRBUS SE	3.81
DSV A/S	3.79
FERRARI NV	3.57
Total of Portfolio	45.66

Holdings subject to change

RATINGS



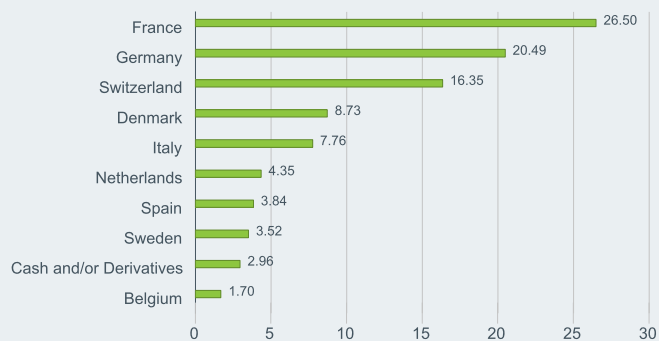
FEES AND CHARGES

Max Initial Charge	5.00%
Exit Fee	0.00%
Ongoing Charge	0.93%
Performance Fee	0.00%

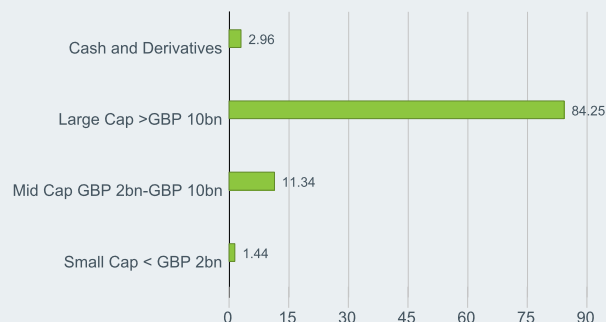
DEALING INFORMATION

Settlement	Trade Date + 3 days
Dealing Frequency	Daily, forward pricing basis

GEOGRAPHIC BREAKDOWN (%)



MARKET CAPITALISATION (%)



GLOSSARY

Ongoing Charge: is a figure representing all annual charges and other payments taken from the fund.

Quartile Rank: categorises a fund into four equal bands based on their performance over a specified period within the relevant Morningstar's sector. The top or first quartile contains the top 25% of funds, through to the bottom or 4th quartile which contains the bottom 25% of funds.

SRRI: is a value based on the volatility of the fund, which gives an indication of the overall risk and reward profile of the Fund.

Performance Fee: is charged on any returns that, subject to a High Water Mark, the Fund achieves above its performance fee benchmark. Please refer to the Prospectus for further information.



0800 44 55 22



enquiry@ukclientservices.blackrock.



blackrock.co.uk

IMPORTANT INFORMATION:

BlackRock have not considered the suitability of this investment against your individual needs and risk tolerance. To ensure you understand whether our product is suitable, please read the Key Investor Information Document. Any decision to invest must be based solely on the information contained in the Company's Prospectus, Key Investor Information Document and the latest half-yearly report and unaudited accounts and/or annual report and audited accounts. Investors should read the fund specific risks in the Key Investor Information Document and the Company's Prospectus. We strongly recommend you seek independent professional advice prior to investing. If, after reading this factsheet, you have any questions or would like any additional information please contact your financial adviser or speak to our Investor Services Team on 0800 445522.

Issued by BlackRock Investment Management (UK) Limited (authorised and regulated by the Financial Conduct Authority). Registered office: 12 Throgmorton Avenue, London, EC2N 2DL. Registered in England No. 2020394. Tel: 020 7743 3000. For your protection, telephone calls are usually recorded. BlackRock is a trading name of BlackRock Investment Management (UK) Limited. © 2019 BlackRock, Inc. All Rights reserved. BLACKROCK, BLACKROCK SOLUTIONS, iSHARES, SO WHAT DO I DO WITH MY MONEY, INVESTING FOR A NEW WORLD, and BUILT FOR THESE TIMES are registered and unregistered trademarks of BlackRock, Inc. or its subsidiaries in the United States and elsewhere. All other trademarks are those of their respective owners.

BLACKROCK®