

Xtrackers II US Treasuries Inflation-Linked UCITS ETF 1D

a sub fund of Xtrackers II

- Direct investment in inflation-linked US Treasuries
- Investment grade bonds only
- Diversified across the yield curve

Important information: On 21 March 2016 the ETF changed its underlying benchmark to track the Markit iBoxx TIPS Inflation-Linked Index unhedged and subsequently changed its name to Xtrackers II US Treasuries Inflation-Linked UCITS ETF. From 07 July 2009 until 21 March 2016 the ETF tracked the USD IG Inflation Linked Treasuries Total Return Index. Index values after the 21 March 2016 are re-based to match the level of the USD IG Inflation Linked Treasuries Total Return Index on the 21 March 2016.

Fund information	
Fund name	Xtrackers II US Treasuries Inflation-Linked UCITS ETF
ISIN	LU0429459513
UCITS compliant	Yes
Share class currency	USD
Investment Methodology	Direct Replication
Portfolio Structure	Optimised Sampling*
Fund launch date	07 July 2009
Share class launch date	07 July 2009
All-in fee*	0.12% p.a.
Financial year end	31 December
Income treatment	Distribution
NAV per Share	USD 293.36 (30 August 2019)
Total Fund Assets	USD 10,882,698.02 (30 August 2019)
Reporting Fund	Yes

* ETF invests in all or in a representative sample of securities of the underlying index. Please see the glossary for more details of All-in fee

Historical Performance Figures as of 30 August 2019						
	8/14 - 8/15	8/15 - 8/16	8/16 - 8/17	8/17 - 8/18	8/18 - 8/19	Since launch
Index**	-2.88%	5.72%	0.45%	0.85%	7.97%	49.68%
Share Class	-3.08%	5.39%	0.25%	0.70%	7.84%	46.70%

Rolling performance figures as of 30 August 2019					
	1 Month	3 Months	6 Months	1 Year	Annualised Volatility
Index**	2.91%	4.64%	8.17%	7.79%	5.02%
Share Class	2.89%	4.61%	8.10%	7.67%	5.18%

Source: DWS, Index Provider; as of 30 August 2019

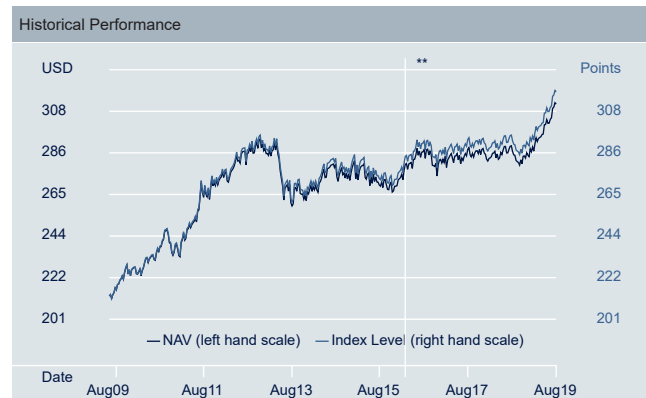
ETF performance calculation includes reinvested dividends.

Past performance is not a reliable indicator of future results.

Index performance calculated on a total return basis. Volatility shown is calculated since the launch of the share class.

Key Risks

- The Fund is not guaranteed and your investment is at risk. The value of your investment may go down as well as up.
- The Fund is exposed to market movements in a single country or region which may be adversely affected by political or economic developments, government action or natural events that do not affect a fund investing in broader markets.
- Bonds are exposed to credit risk and interest rate risk. There is a risk that the bond issuer may be unable to pay interest or repay the bond principal, resulting in your investment suffering a loss. If interest rates rise, typically the value of the bond will fall, which could also affect the value of your investment.



Source: DWS, Index Provider; as of 30 August 2019

Past performance is not a reliable indicator of future results. Whenever NAV and index levels exactly match the NAV line only will show.

ETF performance calculation includes reinvested dividends.

**See important information on page 1.

Listing and trading information							
Exchange	NSIN	Exchange Code (local)	Trading Currency	Trading Hours (Local Time)	Settlement	Bloomberg Ticker	Reuters RIC
Xetra	DBX0CS	D5BF	EUR	09:00 - 17:30	t+2	D5BF GY	D5BF.DE
London Stock Exchange	B435D66	XUIT	USD	09:00 - 17:30	t+2	XUIT LN	XUITL

Registrations for public distribution

Austria	Ireland	Norway
Denmark	Italy	Spain
Finland	Luxembourg	Sweden
Germany	Netherlands	United Kingdom

Further information on Xtrackers

DWS Investments UK Limited	Hotline: +44 (0)20 7547 1747
Winchester House	Website: www.Xtrackers.com
1 Great Winchester Street	E-Mail: Xtrackers@dws.com
London EC2N 2DB	
United Kingdom	

Markit iBoxx TIPS Inflation-Linked Index

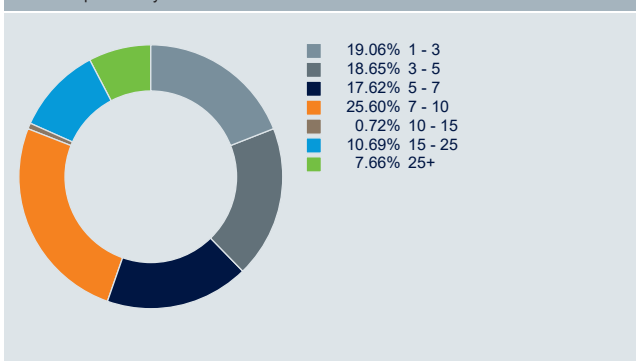
The Markit iBoxx TIPS Inflation-Linked Index aims to reflect the performance of the following market:

- US-denominated inflation-linked bonds issued by US government
- Exposure across the whole yield curve (minimum time to maturity of 1 year)
- Investment grade bonds only
- Minimum amount outstanding of USD 2 billion per bond

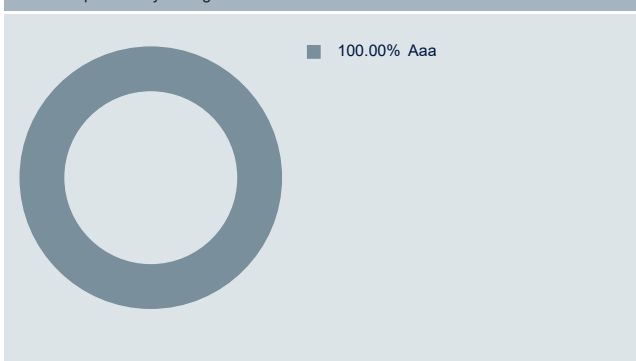
Additional information on the Index and the general methodology behind the Markit iBoxx indices can be found on Markit iBoxx website (www.markit.com).

US Treasuries Inflation-Linked UCITS ETF

ETF Composition by Maturities



ETF Composition by Rating



Index information	
Index Provider	Markit Indices Limited
Index Type	Total Return Gross
Yield to Maturity (nominal)	1.52%
Yield to Maturity (real)	-
Duration (real)	-
Bloomberg Symbol	BOVNH58T
Index Base Currency	USD

Source: Index Provider; as of 30 August 2019

Top 10 ETF constituents		
Issuer	ISIN	Weight
TMKR UNITED STATES TIPS WHEN ISSUED 5 YEAR BENCHMARK 0.250% 2023-04-15	US9128284H06	3.46%
United States Treasury Inflation Indexed Bond 1/26	US912828N712	3.40%
United States Treasury Inflation Indexed Bond 4/21	US912828Q608	3.37%
United States Treasury Inflation Indexed Bond 4/22	US912828X398	3.31%
United States of America Bond .125 TIPS JAN22 USD 100	US912828SA95	3.27%
United States Treasury Inflation Indexed Bond 1/24	US912828B253	3.26%
United States Treasury Inflation Indexed Bond 1/23	US912828UH11	3.23%
United States Treasury Inflation Indexed Bond 7/25	US912828XL95	3.22%
United States of America Bond 0.125 15JUL22 USD NPV	US912828TE09	3.22%
United States Treasury Inflation Indexed Bonds 7/23	US912828VM96	3.20%

Source: DWS; Moody's; as of 30 August 2019

Glossary

Please find the Glossary of terms at etf.dws.com

Key Risk Factors

An investment in an Xtrackers ETF may not be suitable for all investors. Past performance is not a reliable indicator of future results. Investments in funds involve numerous risks including, among others, general market risks, credit risks, foreign exchange risks, interest rate risks and liquidity risks. As such, the value of an investment in an Xtrackers ETF may go down as well as up and can result in losses, up and including a total loss of the amount initially invested.

Investors should be aware that DWS Investments UK Limited, any of its parents or any of its or its parents subsidiaries or affiliates (together referred to as DWS) may from time to time own interests in the Fund which may represent a significant amount or proportion of the overall investor holdings in the Fund. Investors should consider what possible impact such holdings, or any disposal thereof, may have on them.

Disclaimer

Xtrackers II is an undertaking for collective investment in transferable securities (UCITS) in accordance with the applicable laws and regulations and set up as open-ended investment company with variable capital and segregated liability amongst its respective compartments. Xtrackers II is incorporated in the Grand Duchy of Luxembourg, is registered with the Luxembourg Trade and Companies' Register under number B-124.284 and has its registered office at 49, avenue J.F. Kennedy, L-1855 Luxembourg. DWS Investment S.A. acts as the management company of Xtrackers II.

© DWS Investments UK Limited, 2019. All information as of 30 August 2019 unless otherwise stated.

Index Disclaimer

The Index and the trademarks therein are the intellectual property of Markit Indices Limited and/or its licensors ("Markit"), used under license from Markit. The Fund is not sponsored, endorsed, sold or promoted by Markit. Markit has no liability with respect thereto, and makes no express or implied warranties or representations with respect to the accuracy, fitness for a particular purpose or results obtained by using the Index. The full disclaimer can be found in the Fund prospectus.