

BlackRock Global Income Fund Class D ACCU GBP

SEPTEMBER 2019 FACTSHEET

Unless otherwise stated, Performance, Portfolio Breakdowns and Net Asset information as at: 30-Sep-2019. All other data as at 09-Oct-2019.

For Investors in the UK. Investors should read the Key Investor Information Document and Prospectus prior to investing.

FUND OVERVIEW

The Fund aims to provide an income return on your investment that is above average when compared to the income produced by global equity markets (as defined by the MSCI All Countries World Index), without sacrificing capital growth (i.e. the value of the assets held by the Fund) over the long term (5 years or more). The Fund invests at least 70% of its total assets in equity securities (e.g. shares) of companies domiciled in, or the main business of which is in, developed markets. The Fund has the flexibility to invest outside of the asset class and sector set out above, including in developing markets.

GROWTH OF HYPOTHETICAL 10,000 GBP



Unit Class performance displayed in British Pound. Source: BlackRock. Performance is shown on a bid to bid price basis, with net income reinvested, net of fees. **Past performance is not a reliable indicator of current or future performance.**

12 MONTH PERFORMANCE PERIODS - TO LAST QUARTER END

	30/9/2014- 30/9/2015	30/9/2015- 30/9/2016	30/9/2016- 30/9/2017	30/9/2017- 30/9/2018	30/9/2018- 30/9/2019	2018 Calendar Year
Share Class	1.91%	32.01%	10.24%	4.07%	9.21%	-6.17%
Benchmark	-0.10%	30.55%	14.88%	12.94%	7.28%	-3.78%

The figures shown relate to past performance. Past performance is not a reliable indicator of current or future results and should not be the sole factor of consideration when selecting a product or strategy.

Unit Class performance is calculated using bid prices, with income reinvested, in British Pound, net of fees.

Source: BlackRock.

CUMULATIVE & ANNUALISED PERFORMANCE

	Cumulative (%)				Annualised (% p.a.)			
	1m	3m	6m	YTD	1 Year	3 Years	5 Years	Since Inception
Share Class	0.09%	3.06%	7.87%	17.57%	9.21%	7.80%	11.01%	10.40%
Benchmark	0.91%	3.25%	9.53%	20.09%	7.28%	11.65%	12.67%	10.82%

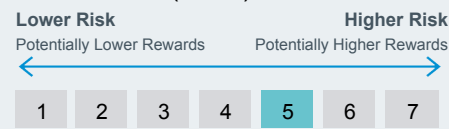
The figures shown relate to past performance. Past performance is not a reliable indicator of current or future performance and should not be the sole factor of consideration when selecting a product or strategy. Share Class and Benchmark performance displayed in GBP, hedged fund benchmark performance is displayed in GBP. Performance is shown on a Net Asset Value (NAV) basis, with gross income reinvested where applicable. The return of your investment may increase or decrease as a result of currency fluctuations if your investment is made in a currency other than that used in the past performance calculation. **Source:** BlackRock

Key Risks: The value of your investment and the income from it will vary and your initial investment amount is not guaranteed. Investors should understand that capital growth is not a priority for the Fund and that income levels will vary and are not guaranteed. Overseas investments will be affected by movements in currency exchange rates. Compared to more established economies, the value of investments in Emerging Markets may be subject to greater volatility due to differences in generally accepted accounting principles or from economic or political instability. Some or all of the Manager's annual charge for the Fund is taken from capital rather than from income. This increases the income, but reduces the potential for capital growth.

BLACKROCK®

Capital at risk. All financial investments involve an element of risk. Therefore, the value of your investment and the income from it will vary and your initial investment amount cannot be guaranteed.

SYNTHETIC RISK & REWARD INDICATOR (SRRI)



KEY FACTS

Asset Class	Equity
I/A Sector	Global Equity Income
Morningstar Category	Global Equity Income
Fund Launch Date	06-May-2011
Unit Class Launch Date	06-May-2011
Fund Base Currency	GBP
Share Class Currency	GBP
Total Fund Size (M)	162.87 GBP
Benchmark	MSCI All Country World Index
Domicile	United Kingdom
Fund Type	UCITS
ISIN	GB00B3L7Q242
Bloomberg Ticker	BLKGIDA
Distribution Type	None
Minimum Initial Investment	100,000 GBP

PORTFOLIO MANAGER(S)

Andrew Wheatley Hubbard

TOP HOLDINGS (%)

TELUS CORP	3.71
GENUINE PARTS	3.24
JOHNSON & JOHNSON	3.10
CISCO SYSTEMS INC	3.05
INTERNATIONAL PAPER	2.98
GLAXOSMITHKLINE PLC	2.93
ROGERS COMMUNICATIONS NON-VOTING I	2.82
PHILIP MORRIS INTERNATIONAL INC	2.76
BRITISH AMERICAN TOBACCO PLC	2.75
DEUTSCHE POST AG	2.74
Total of Portfolio	30.08

Holdings subject to change

RATINGS



SECTOR BREAKDOWN (%)

	Fund	Benchmark	Active
Health Care	24.61	11.30	13.31
Consumer Staples	22.04	8.59	13.45
Industrials	13.72	10.45	3.27
Financials	10.79	16.74	-5.95
Information Technology	7.94	16.31	-8.37
Consumer Discretionary	7.58	10.83	-3.25
Communication	6.53	8.77	-2.24
Materials	5.54	4.73	0.81
Cash and/or Derivatives	1.25	0.00	1.25
Other	0.00	0.00	0.00
Energy	0.00	5.46	-5.46
Utilities	0.00	3.50	-3.50
Other	0.00	3.33	-3.33

Negative weightings may result from specific circumstances (including timing differences between trade and settlement dates of securities purchased by the funds) and/or the use of certain financial instruments, including derivatives, which may be used to gain or reduce market exposure and/or risk management. Allocations are subject to change.

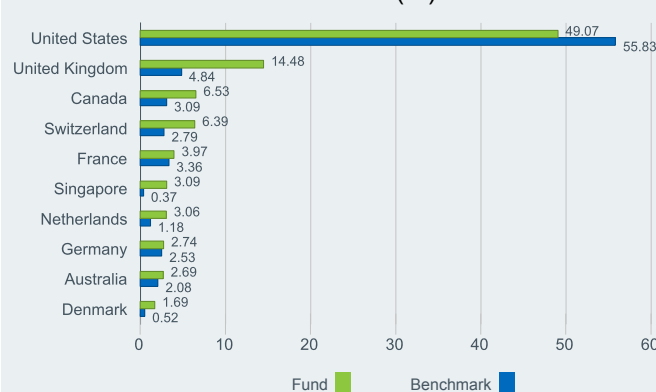
FEES AND CHARGES

Max Initial Charge	0.00%
Exit Fee	0.00%
Ongoing Charge	0.94%
Performance Fee	0.00%

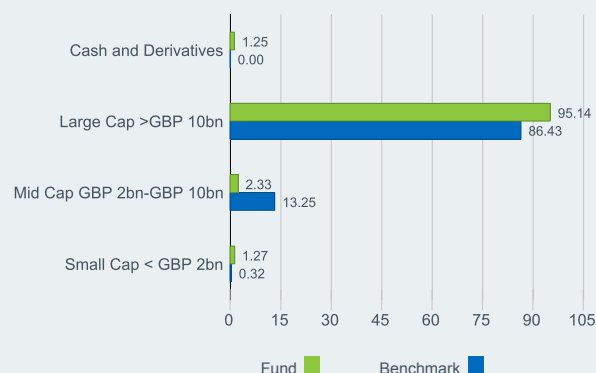
DEALING INFORMATION

Settlement	Trade Date + 3 days
Dealing Frequency	Daily, forward pricing basis

GEOGRAPHIC BREAKDOWN (%)



MARKET CAPITALISATION (%)



GLOSSARY

Market Capitalisation: is the total value of the shares issued by a company which trades on the stock exchange.

Ongoing Charge: is a figure representing all annual charges and other payments taken from the fund.

Price to Book Ratio: represents the ratio of the current closing price of the share to the latest quarter's book value per share.

Price to Earnings (TTM) Ratio: represents the ratio of the market price per share of a company to the company's earnings per share for a twelve-month period (usually the last 12 months or trailing twelve months (TTM)).

0800 44 55 22

enquiry@ukclientservices.blackrock.co.uk

Quartile Rank: categorises a fund into four equal bands based on their performance over a specified period within the relevant Morningstar's sector. The top or first quartile contains the top 25% of funds, through to the bottom or 4th quartile which contains the bottom 25% of funds.

SRRI: is a value based on the volatility of the fund, which gives an indication of the overall risk and reward profile of the Fund.

Performance Fee: is charged on any returns that, subject to a High Water Mark, the Fund achieves above its performance fee benchmark. Please refer to the Prospectus for further information.

IMPORTANT INFORMATION:

BlackRock have not considered the suitability of this investment against your individual needs and risk tolerance. To ensure you understand whether our product is suitable, please read the Key Investor Information Document. Any decision to invest must be based solely on the information contained in the Company's Prospectus, Key Investor Information Document and the latest half-yearly report and unaudited accounts and/or annual report and audited accounts. Investors should read the fund specific risks in the Key Investor Information Document and the Company's Prospectus. We strongly recommend you seek independent professional advice prior to investing. If, after reading this factsheet, you have any questions or would like any additional information please contact your financial adviser or speak to our Investor Services Team on 0800 445522.

Issued by BlackRock Investment Management (UK) Limited (authorised and regulated by the Financial Conduct Authority). Registered office: 12 Throgmorton Avenue, London, EC2N 2DL. Registered in England No. 2020394. Tel: 020 7743 3000. For your protection, telephone calls are usually recorded. BlackRock is a trading name of BlackRock Investment Management (UK) Limited. © 2019 BlackRock, Inc. All Rights reserved. BLACKROCK, BLACKROCK SOLUTIONS, iSHARES, SO WHAT DO I DO WITH MY MONEY, INVESTING FOR A NEW WORLD, and BUILT FOR THESE TIMES are registered and unregistered trademarks of BlackRock, Inc. or its subsidiaries in the United States and elsewhere. All other trademarks are those of their respective owners.

BLACKROCK®