

Xtrackers MSCI World Value UCITS ETF 1C

a sub fund of Xtrackers (IE) Plc

- Direct investment in Global Equities
- Provides diversified exposure to large and mid-cap equities from developed countries that exhibit value characteristics compared to their peers
- Smart Beta Methodology

Important information: On 03 November 2016 the ETF changed its underlying benchmark to track the MSCI World Enhanced Value Index (USD) (TRN). From 11 September 2014 until 03 November 2016 the ETF tracked the DB Equity Value Factor Index. Index values after the 03 November 2016 are re-based to match the level of the DB Equity Value Factor Index on the 03 November 2016.

Fund information	
Fund name	Xtrackers MSCI World Value UCITS ETF
ISIN	IE00BL25JM42
UCITS compliant	Yes
Share class currency	USD
Investment Methodology	Direct Replication
Portfolio Structure	Optimised Sampling*
Fund launch date	11 September 2014
Share class launch date	11 September 2014
All-in fee*	0.25% p.a.
Financial year end	31 December
Income treatment	Reinvestment
NAV per Share	USD 28.87 (31 May 2019)
Total Fund Assets	USD 510,254,272.50 (31 May 2019)
Reporting Fund	Yes

* ETF invests in all or in a representative sample of securities of the underlying index. Please see the glossary for more details of All-in fee

Key Risks

- The Fund is not guaranteed and your investment is at risk. The value of your investment may go down as well as up.
- The value of an investment in shares will depend on a number of factors including, but not limited to, market and economic conditions, sector, geographical region and political events.
- The Fund follows a rules-based strategy which will deviate from the overall market or parent index. Your investment is likely to be less diversified and there is no guarantee that the index's 'rules-based' strategy will be achieved.

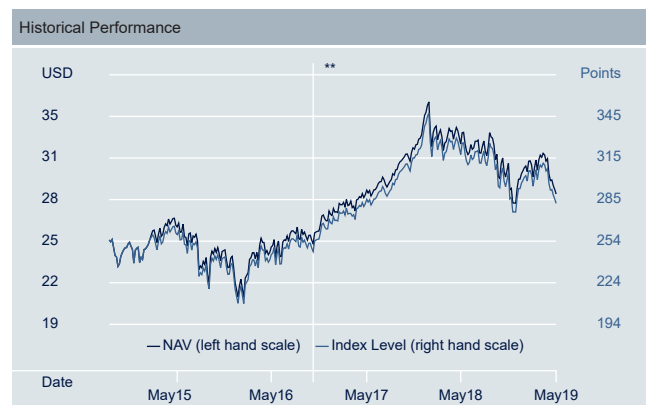
Historical Performance Figures as of 31 May 2019						
	5/14 - 5/15	5/15 - 5/16	5/16 - 5/17	5/17 - 5/18	5/18 - 5/19	Since launch
Index**	-	-5.84%	14.50%	13.20%	-11.18%	10.39%
Share Class	-	-5.73%	14.59%	13.24%	-11.15%	13.06%

Source: DWS, Index Provider; as of 31 May 2019

Past performance is not a reliable indicator of future results.

Index performance calculated on a total return basis.

The reference index for the performance calculation refers to DB Equity Value Factor Index from 11 September 2014 to 03 November 2016 and MSCI World Enhanced Value Index (USD) (TRN) thereafter.



Source: DWS, Index Provider; as of 31 May 2019

Past performance is not a reliable indicator of future results. Whenever NAV and index levels exactly match the NAV line only will show.

ETF performance calculation includes reinvested dividends.

**See important information on page 1.

MSCI World Enhanced Value Index (USD) (TRN)

The MSCI World Value index aims to reflect the performance of the following market:

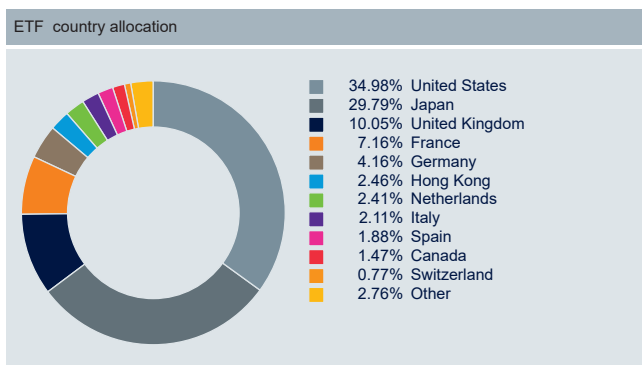
- Large and mid-cap companies from global developed markets selected using a Value strategy
- Weighted dependant on Value characteristics
- Reviewed on a semi annual basis

Additional information on the index, selection and weighting methodology is available at www.msci.com

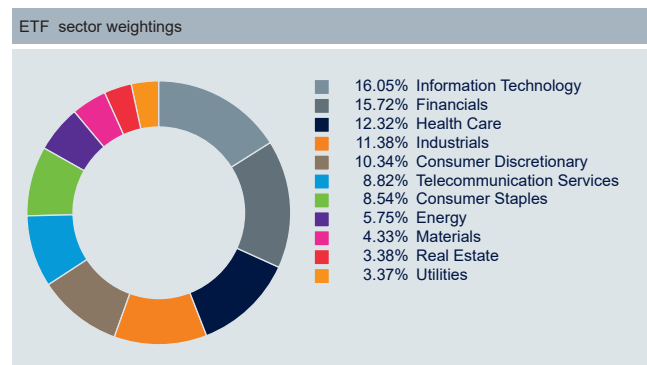
Listing and trading information							
Exchange	NSIN	Exchange Code (local)	Trading Currency	Trading Hours (Local Time)	Settlement	Bloomberg Ticker	Reuters RIC
Xetra	A1103E	XDEV	EUR	09:00 - 17:30	t+2	XDEV GY	XDEV.DE
London Stock Exchange	BRCJ8L0	XDEV	GBp	09:00 - 17:30	t+2	XDEV LN	XDEV.L
Italian Stock Exchange	-	XDEV	EUR	09:00 - 17:30	t+2	XDEV IM	XDEV.MI

Index information	
Index Provider	MSCI Inc.
Index Type	Total Return Net
Number of Index constituents	400
Countries in Index	22
Dividend Yield	3.83%
PE Ratio	9.57
Market Capitalisation	USD 6,714.00 Billion
Index Reuters RIC	.dMIWO000EVNUS
Index Bloomberg ticker	M1W0EV
Index Base Currency	USD

Source: Index Provider; as of 31 May 2019



Source: DWS; as of 31 May 2019



Source: DWS; as of 31 May 2019

Top 10 ETF constituents	
INTEL-T ORD	3.85%
AT&T ORD	3.62%
INTL BUSINESS MACHINES CORP ORD	2.21%
PFIZER ORD	2.16%
TOYOTA ORD	1.88%
BRITISH AMERICAN TOBACCO ORD	1.83%
MICRON TECHNOLOGY ORD	1.56%
CITIGROUP ORD	1.41%
HITACHI ORD	1.16%
MITSUBISHI ORD	1.15%

Source: DWS; as of 31 May 2019

Registrations for public distribution

Austria	Ireland	Norway
Denmark	Italy	Spain
Finland	Luxembourg	Sweden
France	Netherlands	United Kingdom
Germany		

Further information on Xtrackers

DWS Investments UK Limited
Winchester House
1 Great Winchester Street
London EC2N 2DB
United Kingdom

Hotline: +44 (0)20 7547 1747
Website: www.Xtrackers.com
E-Mail: Xtrackers@dws.com

Glossary

Please find the Glossary of terms at etf.dws.com

Key Risk Factors

An investment in an Xtrackers ETF may not be suitable for all investors. Past performance is not a reliable indicator of future results. Investments in funds involve numerous risks including, among others, general market risks, credit risks, foreign exchange risks, interest rate risks and liquidity risks. As such, the value of an investment in an Xtrackers ETF may go down as well as up and can result in losses, up and including a total loss of the amount initially invested. Investors should be aware that DWS Investments UK Limited, any of its parents or any of its or its parents subsidiaries or affiliates (together referred to as DWS) may from time to time own interests in the Fund which may represent a significant amount or proportion of the overall investor holdings in the Fund. Investors should consider what possible impact such holdings, or any disposal thereof, may have on them.

Disclaimer

Xtrackers (IE) Plc is an undertaking for collective investment in transferable securities (UCITS) in accordance with the applicable laws and regulations and set up as open-ended investment company with variable capital and segregated liability amongst its respective compartments.

© DWS Investments UK Limited, 2019. All information as of 31 May 2019 unless otherwise stated.

Index Disclaimer

The funds or securities referred to herein are not sponsored, endorsed, or promoted by MSCI, and MSCI bears no liability with respect to any such funds or securities or any index on which such funds or securities are based. The Prospectus of Xtrackers MSCI World Value UCITS ETF contains a more detailed description of the limited relationship MSCI has with Xtrackers and any related funds.