

## BGF World Technology Fund Class D2 USD

## JULY 2019 FACTSHEET

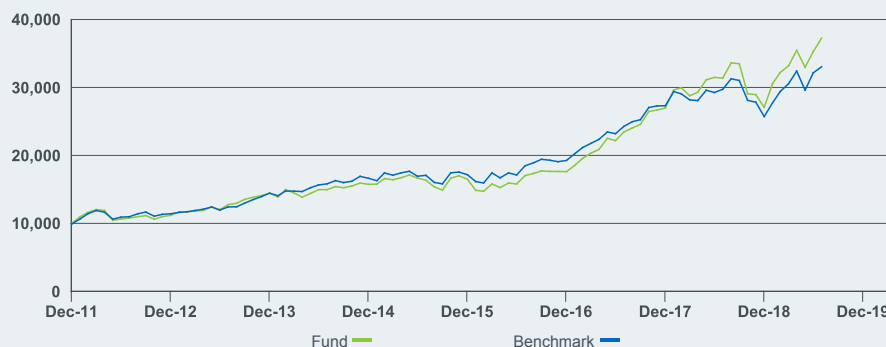
Unless otherwise stated, Performance, Portfolio Breakdowns and Net Asset information as at: 31-Jul-2019. All other data as at 12-Aug-2019.

For Investors in the UK. Investors should read the Key Investor Information Document and Prospectus prior to investing.

## FUND OVERVIEW

The Fund aims to maximise the return on your investment through a combination of capital growth and income on the Fund's assets. The Fund invests globally at least 70% of its total assets in the shares of companies the main business of which is in the technology sector.

## GROWTH OF HYPOTHETICAL 10,000



Share Class and Benchmark performance displayed in USD. Source: BlackRock. Performance is shown on a Net Asset Value (NAV) basis, with gross income reinvested. **Source: BlackRock. Past performance is not a guide to future performance and should not be the sole factor of consideration when selecting a product.**

## 12 MONTH PERFORMANCE PERIODS - TO LAST QUARTER END

	30/6/2014- 30/6/2015	30/6/2015- 30/6/2016	30/6/2016- 30/6/2017	30/6/2017- 30/6/2018	30/6/2018- 30/6/2019	2018 Calendar Year
Share Class	11.37%	-5.21%	40.29%	42.02%	12.06%	0.41%
Benchmark	8.18%	1.07%	35.53%	26.11%	9.88%	-5.81%

Share Class performance is calculated on a Net Asset Value (NAV) basis, with income reinvested, in U.S. Dollar, net of fees. Benchmark performance displayed in USD.

## CUMULATIVE &amp; ANNUALISED PERFORMANCE

	Cumulative (%)					Annualised (% p.a.)		
	1m	3m	6m	YTD	1 Year	3 Years	5 Years	Since Inception
Share Class	5.65%	5.06%	21.92%	37.63%	18.78%	29.84%	20.03%	18.94%
Benchmark	2.80%	1.95%	19.13%	28.50%	11.17%	21.42%	15.89%	17.23%
Quartile Rank	1	1	1	1	1	N/A	N/A	N/A

The figures shown relate to past performance. Past performance is not a reliable indicator of current or future results and should not be the sole factor of consideration when selecting a product or strategy.

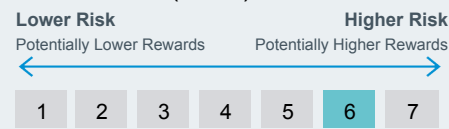
Share Class and Benchmark performance displayed in USD, hedged fund benchmark performance is displayed in USD. Performance is shown on a Net Asset Value (NAV) basis, with gross income reinvested where applicable. The return of your investment may increase or decrease as a result of currency fluctuations if your investment is made in a currency other than that used in the past performance calculation. **Source: BlackRock**

**Key Risks:** All financial investments involve an element of risk. Therefore, the value of your investment and the income from it will vary and your initial investment amount cannot be guaranteed. The fund invests a large portion of assets which are denominated in other currencies; hence changes in the relevant exchange rate will affect the value of the investment. The fund invests in a limited number of market sectors. Compared to investments which spread investment risk through investing in a variety of sectors, share price movements may have a greater effect on the overall value of this fund.

BLACKROCK®

**Capital at risk.** All financial investments involve an element of risk. Therefore, the value of your investment and the income from it will vary and your initial investment amount cannot be guaranteed.

## SYNTHETIC RISK &amp; REWARD INDICATOR (SRRI)



## KEY FACTS

Asset Class	Equity
Morningstar Category	Sector Equity Technology
Fund Launch Date	03-Mar-1995
Share Class Launch Date	30-Dec-2011
Fund Base Currency	USD
Share Class Currency	USD
Total Fund Size (M)	1,826.19 USD
Benchmark	MSCI All Country World Information Technology- Net Return in USD
Domicile	Luxembourg
Fund Type	UCITS
ISIN	LU0724618946
Bloomberg Ticker	BGWT2U
Distribution Type	None
Minimum Initial Investment	100,000 USD*

\* or currency equivalent

## PORTFOLIO MANAGER(S)

Tony Kim

## TOP HOLDINGS (%)

TENCENT HOLDINGS LTD	3.42
AMAZON COM INC	3.07
ALPHABET INC CLASS A	3.06
TWILIO INC CLASS A	2.90
ALIBABA GROUP HOLDING ADR REPRESENTATION	2.81
MICROSOFT CORP	2.48
APPLE INC	2.47
ADOBE INC	1.87
SALESFORCE.COM INC	1.85
SERVICENOW INC	1.71
Total of Portfolio	25.64

Holdings subject to change

## RATINGS



## SECTOR BREAKDOWN (%)

	Fund	Benchmark	Active
Software & Services	44.52	50.23	-5.71
Media & Entertainment	13.87	0.00	13.87
Retailing	11.70	0.00	11.70
Semiconductors & Semiconductor Equipment	10.96	19.62	-8.66
Cash and/or Derivatives	7.27	0.00	7.27
Tech Hardware & Equip	5.55	30.15	-24.60
Consumer Services	1.55	0.00	1.55
Telecommunications	1.38	0.00	1.38
Health Care Equipment & Services	1.04	0.00	1.04
Consumer Durables	0.86	0.00	0.86
Diversified Financials	0.82	0.00	0.82
Commercial & Professional Services	0.46	0.00	0.46

Negative weightings may result from specific circumstances (including timing differences between trade and settlement dates of securities purchased by the funds) and/or the use of certain financial instruments, including derivatives, which may be used to gain or reduce market exposure and/or risk management. Allocations are subject to change.

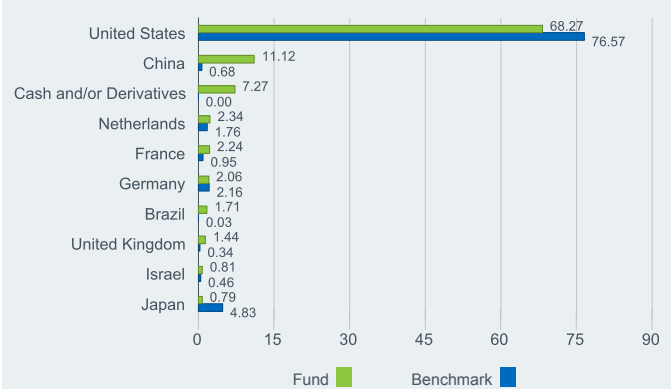
## FEES AND CHARGES

Max Initial Charge	5.00%
Exit Fee	0.00%
Ongoing Charge	1.07%
Performance Fee	0.00%

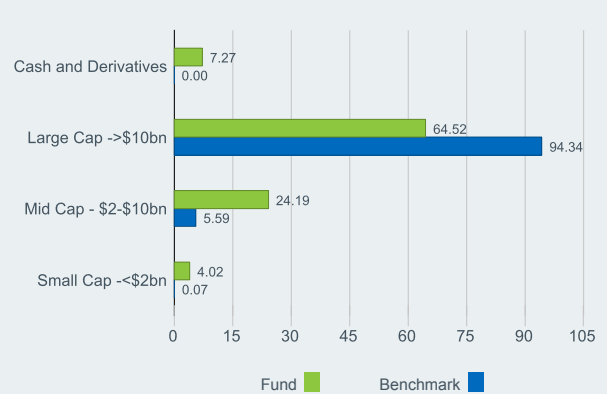
## DEALING INFORMATION

Settlement	Trade Date + 3 days
Dealing Frequency	Daily, forward pricing basis

## TOP COUNTRIES (%)



## MARKET CAPITALISATION (%)



## GLOSSARY

**Market Capitalisation:** is the total value of the shares issued by a company which trades on the stock exchange.

**Ongoing Charge:** is a figure representing all annual charges and other payments taken from the fund.

**Price to Book Ratio:** represents the ratio of the current closing price of the share to the latest quarter's book value per share.

**Price to Earnings (TTM) Ratio:** represents the ratio of the market price per share of a company to the company's earnings per share for a twelve-month period (usually the last 12 months or trailing twelve months (TTM)).

**Quartile Rank:** categorises a fund into four equal bands based on their performance over a specified period within the relevant Morningstar's sector. The top or first quartile contains the top 25% of funds, through to the bottom or 4th quartile which contains the bottom 25% of funds.

**SRRI:** is a value based on the volatility of the fund, which gives an indication of the overall risk and reward profile of the Fund.

**Performance Fee:** is charged on any returns that, subject to a High Water Mark, the Fund achieves above its performance fee benchmark. Please refer to the Prospectus for further information.

+44 (0) 20 7743 33 investor.services@blackrock.com blackrock.co.uk

## IMPORTANT INFORMATION:

All financial investments involve an element of risk. Therefore, the value of your investment and the income from it will vary and your initial investment amount cannot be guaranteed. BlackRock Global Funds (BGF) is an open-ended investment company established in Luxembourg which is available for sale in certain jurisdictions only. BGF is not available for sale in the U.S. or to U.S. persons. Product information concerning BGF should not be published in the U.S. Subscriptions in BGF are valid only if made on the basis of the current Prospectus, the most recent financial reports and the Key Investor Information Document, which are available on our website. Prospectuses, Key Investor Information Documents and application forms may not be available to investors in certain jurisdictions where the Fund in question has not been authorised. Issued by BlackRock Investment Management (UK) Limited (authorised and regulated by the Financial Conduct Authority). Registered office: 12 Throgmorton Avenue, London, EC2N 2DL. Registered in England No. 2020394. Tel: 020 7743 3000. For your protection, telephone calls are usually recorded. BlackRock is a trading name of BlackRock Investment Management (UK) Limited. When this document is issued in the EEA, it is issued by BlackRock (Netherlands) BV: Amstelplein 1, 1096 HA, Amsterdam, Tel: 020 – 549 5200, Trade Register No. 17068311. For more information, please see the website: [www.blackrock.com](http://www.blackrock.com). For your protection telephone calls are usually recorded. BlackRock is a trading name of BlackRock (Netherlands) B.V.. © 2019 BlackRock, Inc. All Rights reserved. BLACKROCK, BLACKROCK SOLUTIONS, iSHARES, SO WHAT DO I DO WITH MY MONEY, INVESTING FOR A NEW WORLD, and BUILT FOR THESE TIMES are registered and unregistered trademarks of BlackRock, Inc. or its subsidiaries in the United States and elsewhere. All other trademarks are those of their respective owners.