

## BGF Global Long-Horizon Equity Fund Class A4 GBP

## APRIL 2019 FACTSHEET

Unless otherwise stated, Performance, Portfolio Breakdowns and Net Asset information as at: 30-Apr-2019. All other data as at 13-May-2019.

For Investors in the UK. Investors should read the Key Investor Information Document and Prospectus prior to investing.

## FUND OVERVIEW

The Global Long-Horizon Equity Fund seeks to maximise total return. The Fund invests globally, with no prescribed country, regional or capitalisation limits, at least 70% of its total assets in equity securities. Currency exposure is flexibly managed.

## GROWTH OF HYPOTHETICAL 10,000



Share Class and Benchmark performance displayed in GBP. Source: BlackRock. Performance is shown on a Net Asset Value (NAV) basis, with gross income reinvested. **Source: BlackRock. Past performance is not a guide to future performance and should not be the sole factor of consideration when selecting a product.**

## 12 MONTH PERFORMANCE PERIODS - TO LAST QUARTER END

	31/3/2014- 31/3/2015	31/3/2015- 31/3/2016	31/3/2016- 31/3/2017	31/3/2017- 31/3/2018	31/3/2018- 31/3/2019	2018 Calendar Year
Share Class	N/A	-5.76%	32.43%	1.76%	19.02%	-0.14%
Benchmark	N/A	-1.20%	32.23%	2.37%	10.46%	-3.78%

Share Class performance is calculated on a Net Asset Value (NAV) basis, with income reinvested, in British Pound, net of fees. Benchmark performance displayed in GBP.

## CUMULATIVE &amp; ANNUALISED PERFORMANCE

	Cumulative (%)					Annualised (% p.a.)		
	1m	3m	6m	YTD	1 Year	3 Years	5 Years	Since Inception
Share Class	2.18%	11.27%	10.11%	15.78%	16.82%	18.13%	N/A	12.90%
Benchmark	3.33%	8.45%	7.20%	13.29%	11.00%	15.77%	N/A	11.95%
Quartile Rank	4	1	1	1	1	N/A	N/A	N/A

The figures shown relate to past performance. Past performance is not a reliable indicator of current or future results and should not be the sole factor of consideration when selecting a product or strategy.

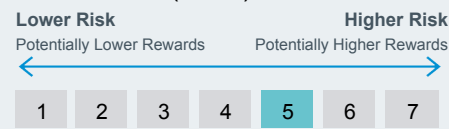
Share Class and Benchmark performance displayed in GBP, hedged fund benchmark performance is displayed in USD. Performance is shown on a Net Asset Value (NAV) basis, with gross income reinvested where applicable. The return of your investment may increase or decrease as a result of currency fluctuations if your investment is made in a currency other than that used in the past performance calculation. **Source: BlackRock**

**Key Risks:** All financial investments involve an element of risk. Therefore, the value of your investment and the income from it will vary and your initial investment amount cannot be guaranteed. The fund invests a large portion of assets which are denominated in other currencies; hence changes in the relevant exchange rate will affect the value of the investment. Compared to more established economies, the value of investments in developing Emerging Markets may be subject to greater volatility due to differences in generally accepted accounting principles or from economic or political instability. The fund may invest in smaller company shares which can be more unpredictable and less liquid than those of larger company shares.

BLACKROCK®

**Capital at risk.** All financial investments involve an element of risk. Therefore, the value of your investment and the income from it will vary and your initial investment amount cannot be guaranteed.

## SYNTHETIC RISK &amp; REWARD INDICATOR (SRRI)



## KEY FACTS

Asset Class	Equity
Morningstar Category	Global Large-Cap Blend Equity
Fund Launch Date	29-Feb-1996
Share Class Launch Date	07-Jan-2015
Fund Base Currency	USD
Share Class Currency	GBP
Total Fund Size (M)	389.96 USD
Benchmark	MSCI All Country World Net TR Index - in GBP
Domicile	Luxembourg
Fund Type	UCITS
ISIN	LU1153585291
Bloomberg Ticker	BGOPA4G
Distribution Type	Annual
Minimum Initial Investment	5,000 USD*

\* or currency equivalent

## PORTFOLIO MANAGER(S)


Stuart Reeve  
Andrew Wheatley Hubbard

## TOP HOLDINGS (%)

COMCAST CORP CLASS A	5.18
NESTLE SA	5.11
HONEYWELL INTERNATIONAL INC	4.94
UNITEDHEALTH GROUP INC	4.70
MASTERCARD INC CLASS A	4.64
INDUSTRIA DE DISEÑO TEXTIL INDITEX	4.24
ALPHABET INC CLASS C	4.21
THERMO FISHER SCIENTIFIC INC	4.04
ASSA ABLOY B	4.02
SONY CORP	3.94
<b>Total of Portfolio</b>	<b>45.02</b>

Holdings subject to change

## RATINGS



## SECTOR BREAKDOWN (%)

	Fund	Benchmark	Active
Health Care	16.05	11.00	5.05
Information Technology	14.85	16.14	-1.29
Industrials	14.64	10.52	4.12
Consumer Discretionary	14.61	10.95	3.65
Consumer Staples	12.97	8.23	4.75
Financials	12.49	17.04	-4.55
Communication	9.39	8.90	0.50
Cash and/or Derivatives	4.99	0.00	4.99
Energy	0.00	6.10	-6.10
Materials	0.00	4.80	-4.80
Utilities	0.00	3.18	-3.18
Real Estate	0.00	3.14	-3.14

Negative weightings may result from specific circumstances (including timing differences between trade and settlement dates of securities purchased by the funds) and/or the use of certain financial instruments, including derivatives, which may be used to gain or reduce market exposure and/or risk management. Allocations are subject to change.

## PORTFOLIO CHARACTERISTICS

<b>Weighted Average Market Capitalisation (millions)</b>	151,098 USD
<b>Price to Book Ratio</b>	3.85x
<b>Price to Earnings (TTM) Ratio</b>	24.16x

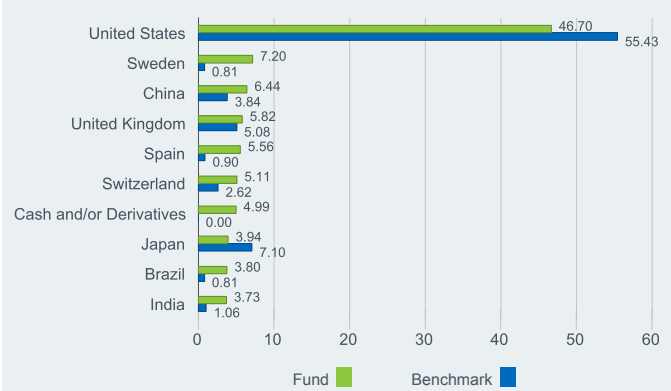
## FEES AND CHARGES

<b>Max Initial Charge</b>	5.00%
<b>Exit Fee</b>	0.00%
<b>Ongoing Charge</b>	1.82%
<b>Performance Fee</b>	0.00%

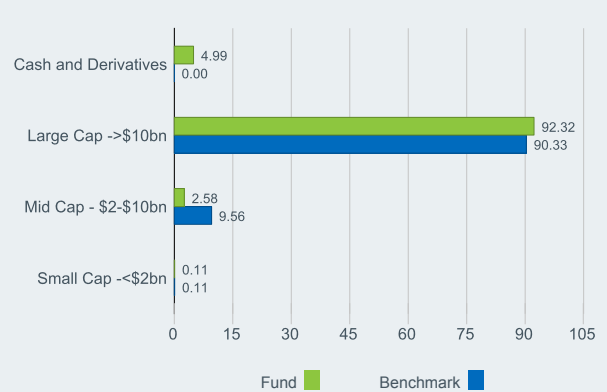
## DEALING INFORMATION

<b>Settlement</b>	Trade Date + 3 days
<b>Dealing Frequency</b>	Daily, forward pricing basis

## TOP COUNTRIES (%)



## MARKET CAPITALISATION (%)



## GLOSSARY

**Market Capitalisation:** is the total value of the shares issued by a company which trades on the stock exchange.

**Ongoing Charge:** is a figure representing all annual charges and other payments taken from the fund.

**Price to Book Ratio:** represents the ratio of the current closing price of the share to the latest quarter's book value per share.

**Price to Earnings (TTM) Ratio:** represents the ratio of the market price per share of a company to the company's earnings per share for a twelve-month period (usually the last 12 months or trailing twelve months (TTM)).

**Quartile Rank:** categorises a fund into four equal bands based on their performance over a specified period within the relevant Morningstar's sector. The top or first quartile contains the top 25% of funds, through to the bottom or 4th quartile which contains the bottom 25% of funds.

**SRRI:** is a value based on the volatility of the fund, which gives an indication of the overall risk and reward profile of the Fund.

**Performance Fee:** is charged on any returns that, subject to a High Water Mark, the Fund achieves above its performance fee benchmark. Please refer to the Prospectus for further information.

+44 (0) 20 7743 3300 [investor.services@blackrock.com](mailto:investor.services@blackrock.com) [blackrock.co.uk](http://blackrock.co.uk)

## IMPORTANT INFORMATION:

BlackRock Global Funds (BGF) is an open-ended investment company established in Luxembourg which is available for sale in certain jurisdictions only. BGF is not available for sale in the U.S. or to U.S. persons. Product information concerning BGF should not be published in the U.S. It is recognised under Section 264 of the Financial Services and Markets Act 2000. BlackRock Investment Management (UK) Limited is the UK distributor of BGF. Most of the protections provided by the UK regulatory system, and the compensation under the Financial Services Compensation Scheme, will not be available. A limited range of BGF sub-funds have a reporting fund status A sterling share class that seeks to comply with UK Reporting Fund Status requirements. Subscriptions in BGF are valid only if made on the basis of the current Prospectus, the most recent financial reports and the Key Investor Information Document, which are available on our website. Prospectuses, Key Investor Information Documents and application forms may not be available to investors in certain jurisdictions where the Fund in question has not been authorised. Issued by BlackRock Investment Management (UK) Limited (authorised and regulated by the Financial Conduct Authority). Registered office: 12 Throgmorton Avenue, London, EC2N 2DL. Registered in England No. 2020394. Tel: 020 7743 3000. For your protection, telephone calls are usually recorded. BlackRock is a trading name of BlackRock Investment Management (UK) Limited. © 2019 BlackRock, Inc. All Rights reserved. BLACKROCK, BLACKROCK SOLUTIONS, iSHARES, BUILD ON BLACKROCK, SO WHAT DO I DO WITH MY MONEY are registered and unregistered trademarks of BlackRock, Inc. or its subsidiaries in the United States and elsewhere. All other trademarks are those of their respective owners. © 2019 Morningstar. All Rights Reserved. The information, data, analyses, and opinions contained herein (1) include the proprietary information of Morningstar, (2) may not be copied or redistributed, (3) do not constitute investment advice offered by Morningstar, (4) are provided solely for informational purposes and therefore are not an offer to buy or sell a security, and (5) are not warranted to be correct, complete, or accurate. Morningstar shall not be responsible for any trading decisions, damages, or other losses resulting from, or related to, this information, data, analyses, or opinions or their use.