

Z Accumulation GBP Hedged | Data as at 31.10.2019

### Fund objectives and investment policy

The fund aims to provide capital growth in excess of the FTSE World Series Europe ex UK (Gross Total Return) index (after fees have been deducted) over a 3 to 5 year period by investing in equities of European companies, excluding the UK.

The fund is actively managed and invests at least 80% of its assets in a concentrated range of equities of European countries, excluding the UK. The fund typically holds 35 to 60 companies. 'Alpha' funds invest in companies in which the investment manager has a high conviction that the current share price does not reflect the future prospects for that business. The fund may also invest directly or indirectly in other securities (including in other asset classes), countries (including the UK), regions, industries or currencies, collective investment schemes (including Schroder funds), warrants and money market instruments, and hold cash. The fund may use derivatives with the aim of reducing risk or managing the fund more efficiently.

Relevant risk as associated with this Fund are shown overleaf and should be carefully considered before making any investment.

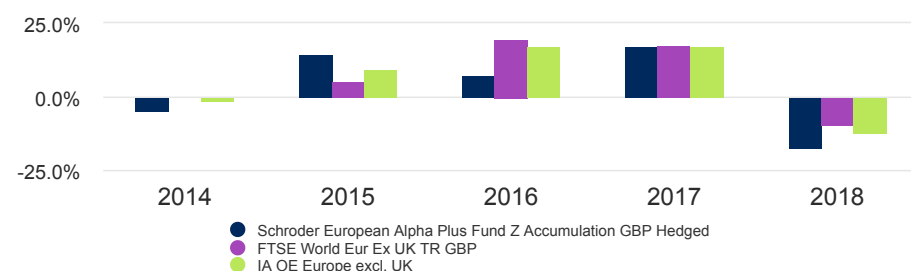
### Share class performance

Cumulative performance	1 month	3 months	YTD	1 year	3 years	5 years	Since inception
Share class (Net)	3.3	3.1	15.0	4.2	20.1	36.2	45.5
Target	-1.6	-1.9	17.5	11.5	26.2	59.0	76.8
Comparator	-1.3	-2.8	15.9	8.5	20.0	55.7	69.3

Discrete yearly performance	Oct 14 - Oct 15	Oct 15 - Oct 16	Oct 16 - Oct 17	Oct 17 - Oct 18	Oct 18 - Oct 19
Share class (Net)	15.5	-1.8	27.1	-9.3	4.2
Target	5.2	19.7	19.9	-5.6	11.5
Comparator	8.3	19.8	18.8	-6.9	8.5

Calendar year performance	2014	2015	2016	2017	2018
Share class (Net)	-4.9	14.4	7.1	17.3	-17.0
Target	0.2	5.3	19.7	17.5	-9.5
Comparator	-1.1	9.2	17.0	17.4	-12.2

### Performance over 5 years (%)



**Past Performance is not a guide to future performance and may not be repeated. The value of investments and the income from them may go down as well as up and investors may not get back the amounts originally invested. Exchange rate changes may cause the value of any overseas investments to rise or fall.**

Source: Morningstar, bid to bid, net income reinvested, net of fees.

**Benchmarks:** The fund's performance should be assessed against its target benchmark, being to exceed the FTSE World Series Europe ex UK (Gross Total Return) index, and compared against the Investment Association Europe ex UK sector average return. The investment manager invests on a discretionary basis and is not limited to investing in accordance with the composition of the benchmark.

Please see the Benchmark section under Important information for more details.

The Benchmark performance is shown in the base currency of the fund. To enable comparison between the performance of this Hedged share class and the Benchmark, and to show the effect of the currency hedge, the equivalent unhedged base currency share class performance is also shown.

The equivalent unhedged share class and benchmark will be blank if the inception date is different to the hedged share class inception date.

### Fund facts

Fund manager	James Sym
Managed fund since	01.06.2014
Fund management company	Schroder Unit Trusts Limited
Domicile	United Kingdom
Fund launch date	03.10.2003
Share class launch date	01.07.2013
Fund base currency	GBP
Share class currency	GBP
Fund size (Million)	GBP 233.43
Number of holdings	46
Target	FTSE World Eur Ex UK TR GBP
Comparator	IA OE Europe excl. UK
Unit NAV	GBP 0.7275
Dealing frequency	Daily
Distribution frequency	Annually

### Fees & expenses

Ongoing charge	1.03%
----------------	-------

### Purchase details

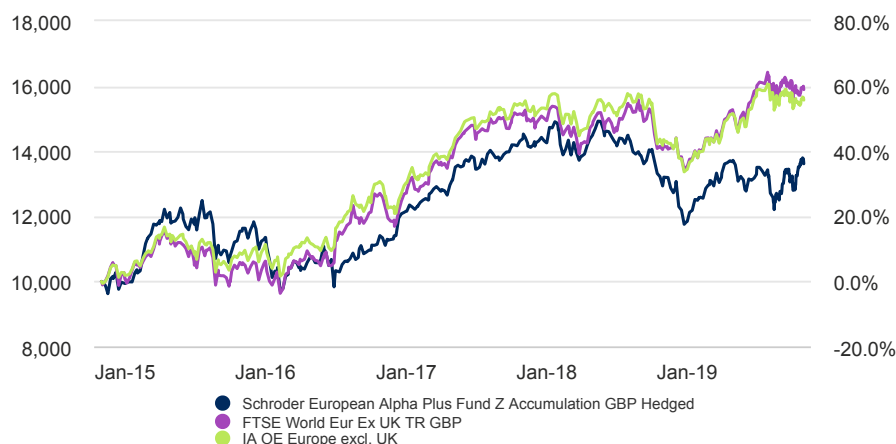
Minimum initial subscription	GBP 1M
------------------------------	--------

### Codes

ISIN	GB00B91WD971
Bloomberg	SCHIGZA LN
SEDOL	B91WD97

Z Accumulation GBP Hedged | Data as at 31.10.2019

### 5 year return of GBP 10,000



**Past Performance is not a guide to future performance and may not be repeated.**

**The value of investments and the income from them may go down as well as up and investors may not get back the amounts originally invested. Exchange rate changes may cause the value of any overseas investments to rise or fall.**

The chart is for illustrative purposes only and does not reflect an actual return on any investment.

Returns are calculated bid to bid (which means performance does not include the effect of any initial charges), net income reinvested, net of fees.

### Risk considerations

**Concentration risk:** The fund may be concentrated in a limited number of geographical regions, industry sectors, markets and/or individual positions. This may result in large changes in the value of the fund, both up or down, which may adversely impact the performance of the fund.

**Counterparty risk:** The counterparty to a derivative or other contractual agreement or synthetic financial product could become unable to honour its commitments to the fund, potentially creating a partial or total loss for the fund.

**Currency risk:** The fund can be exposed to different currencies. Changes in foreign exchange rates could create losses.

**Derivatives risk:** A derivative may not perform as expected, and may create losses greater than the cost of the derivative.

**Equity risk:** Equity prices fluctuate daily, based on many factors including general, economic, industry or company news.

**Liquidity risk:** In difficult market conditions, the fund may not be able to sell a security for full value or at all. This could affect performance and could cause the fund to defer or suspend redemptions of its shares.

**Operational risk:** Failures at service providers could lead to disruptions of fund operations or losses.

**Currency risk / hedged unit class:** Changes in exchange rates will affect the returns on your investment. The aim of this British pound hedged unit class is to reduce the effects of exchange rate fluctuations between British pound and the currencies within the fund.

### Synthetic risk & reward indicator (SRI)

#### LOWER RISK

Potentially lower reward

#### HIGHER RISK

Potentially higher reward



The risk category was calculated using historical performance data and may not be a reliable indicator of the fund's future risk profile. The fund's risk category is not guaranteed to remain fixed and may change over time. A fund in the lowest category does not mean a risk-free investment. The fund is in this category because it can take higher risks in search of higher rewards and its price may rise and fall accordingly.

### Risk statistics & financial ratios

	Fund	Target
<b>Annual volatility (%) (3y)</b>	12.1	11.0
<b>Alpha (%) (3y)</b>	-0.1	-
<b>Beta (3y)</b>	0.8	-
<b>Sharpe ratio (3y)</b>	0.5	0.7
<b>Dividend Yield (%)</b>	3.7	-
<b>Price to book</b>	1.3	-
<b>Price to earnings</b>	15.6	-

Source: Morningstar. The above ratios are based on bid to bid price based performance data of the unhedged equivalent share class.

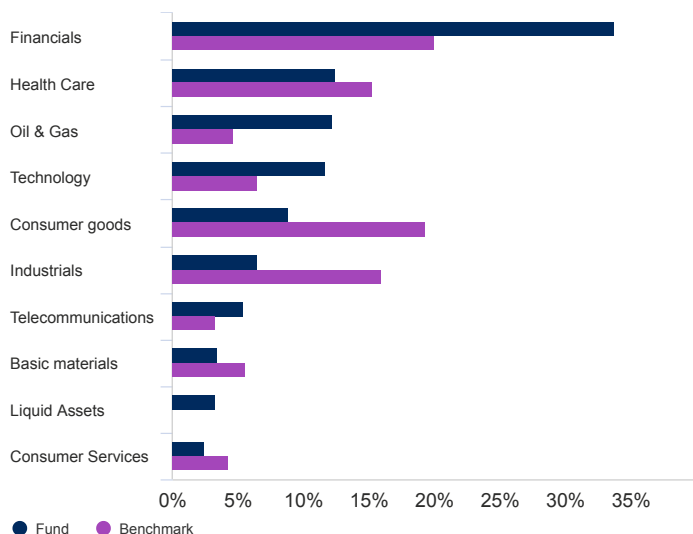
Target refers to the Benchmark listed in the Fund facts section and described under the Share class performance section on page 1. These financial ratios refer to the average of the equity holdings contained in the fund's portfolio and in the benchmark (if mentioned) respectively.

Please note this is an accumulation share class and as such the investor will not receive an income distribution. Any income will be reinvested into the fund.

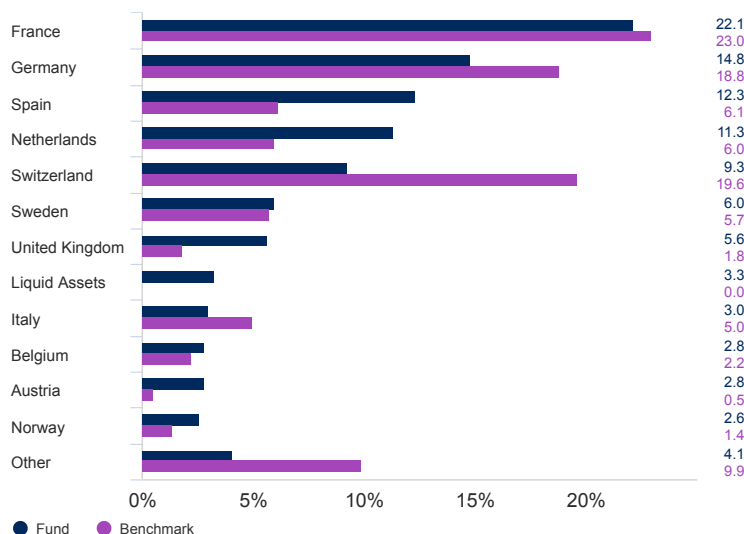
Z Accumulation GBP Hedged | Data as at 31.10.2019

### Asset allocation

#### Sector (%)



#### Geographical Breakdown (%)



#### Top 10 holdings (%)

	Holding name	%
1	AXA SA	4.8
2	Roche Holding AG	4.0
3	Grupo Catalana Occidente SA	3.6
4	Sanofi	3.6
5	AURELIUS Equity Opportunities SE & Co KGaA	3.5
6	ABN AMRO Bank NV	3.4
7	Bankinter SA	2.9
8	KBC Group NV	2.8
9	UBM Development AG	2.8
10	Koninklijke KPN NV	2.8

Target refers to the Benchmark listed in the Fund facts section and described under the Share class performance section on page 1. Source: Schroders. Top holdings and asset allocation are at fund level.

#### Share class available

	Z Accumulation GBP Hedged	Z Distribution GBP Hedged
Distribution frequency	Annually	Annually
ISIN	GB00B91WD971	GB00B91YVB14
Bloomberg	SCHIGZA LN	SCHIGZI LN
SEDOL	B91WD97	B91YVB1

#### Contact information

Schroder Unit Trusts Limited  
1 London Wall Place  
London  
United Kingdom  
EC2Y 5AU  
Tel: 0800 718 777  
Fax: 0870 043 4080

For your security, communications may be taped or monitored.

Z Accumulation GBP Hedged | Data as at 31.10.2019

### Important information

The fund is an authorised unit trust. A Key Investor Information Document and Supplementary Information Document are available. These can be requested via our website at [www.schroders.co.uk](http://www.schroders.co.uk) or call one of our Investor Services Team on 0800 718 777 for a printed version. For investors' security, telephone calls to Schroder Unit Trusts Limited may be recorded. This information is not an offer, solicitation or recommendation to buy or sell any financial instrument or to adopt any investment strategy. Nothing in this material should be construed as advice or a recommendation to buy or sell. Any references to securities, sectors, regions and/or countries are for illustrative purposes only. Schroders has expressed its own views and opinions in this document and these may change. Schroders will be a data controller in respect of your personal data. For information on how Schroders might process your personal data, please view our Privacy Policy available at [www.schroders.com/en/privacy-policy](http://www.schroders.com/en/privacy-policy) or on request should you not have access to this webpage. For your security, communications may be taped or monitored. Issued by Schroder Unit Trusts Limited, 1 London Wall Place, London EC2Y 5AU. Registration No 4191730 England. Authorised and regulated by the Financial Conduct Authority. Schroders will be a data controller in respect of your personal data. For information on how Schroders might process your personal data, please view our Privacy Policy available at [www.schroders.com/en/privacy-policy](http://www.schroders.com/en/privacy-policy) or on request should you not have access to this webpage. **Past Performance is not a guide to future performance and may not be repeated.**

**The value of investments and the income from them may go down as well as up and investors may not get back the amounts originally invested. Exchange rate changes may cause the value of any overseas investments to rise or fall.** Third party data is owned or licensed by the data provider and may not be reproduced or extracted and used for any other purpose without the data provider's consent. Third party data is provided without any warranties of any kind. The data provider and issuer of the document shall have no liability in connection with the third party data. The Prospectus and/or [www.schroders.com](http://www.schroders.com) contains additional disclaimers which apply to the third party data.

**Benchmarks:** The target benchmark has been selected because it is representative of the type of investments in which the fund is likely to invest, and it is, therefore, an appropriate target in relation to the return that the Fund aims to provide. The comparator benchmark has been selected because the investment manager and the manager believes that the benchmark is a suitable comparison for performance purposes given the fund's investment objective and policy. FTSE International Limited ("FTSE") © FTSE. "FTSE®" is a trade mark of London Stock Exchange Plc and The Financial Times Limited and is used by FTSE International Limited under licence. All rights in the FTSE indices and / or FTSE ratings vest in FTSE and/or its licensors. Neither FTSE nor its licensors accept any liability for any errors or omissions in the FTSE indices and / or FTSE ratings or underlying data. No further distribution of FTSE Data is permitted without FTSE's express written consent.