

This factsheet is as at 29 May 2020 unless otherwise specified.
Past performance is not a reliable indicator of future results.

Xtrackers S&P 500 Swap UCITS ETF 1C

a sub fund of Xtrackers

At a Glance

- Exposure to US-American equities
- Provides diversified exposure to the 500 largest blue chip US stocks

S&P 500 Index

The S&P 500 index aims to reflect the performance of the following market:

- The 500 Largest companies listed in the USA
- Covers approximately 80% of free-float market capitalisation
- Weighted by free-float adjusted market capitalisation
- Reviewed on a quarterly basis

Additional information on the index, selection and weighting methodology is available at www.us.spindices.com

Fund information	
ISIN	LU0490618542
Share class currency	USD
Fund Currency	USD
Fund launch date	26 March 2010
Domicile	Luxembourg
Portfolio Methodology	Substitute Basket + Swap
Sub-Portfolio Manager	DWS Investments UK Ltd
Investment Manager	DWS Investments UK Ltd
Custodian	State Street Bank International GmbH, Luxembourg Branch
All-in fee ¹	0.15% p.a.
Income treatment	Reinvestment
Active swap counterparties	Barclays Bank PLC, J.P. Morgan Securities plc, Morgan Stanley Capital Services LLC
NAV per Share	USD 56.69
Total Fund Assets	USD 5.73 Billion
Total Shares Outstanding	101.03 Million
Reporting Fund	Yes

¹ Please see additional information / Glossary.

Key Risks

- The Fund is not guaranteed and your investment is at risk. The value of your investment may go down as well as up.
- The value of an investment in shares will depend on a number of factors including, but not limited to, market and economic conditions, sector, geographical region and political events.
- The Fund is exposed to market movements in a single country or region which may be adversely affected by political or economic developments, government action or natural events that do not affect a fund investing in broader markets.
- The Fund will enter into a derivative with a counterparty (initially Deutsche Bank). If the counterparty fails to make payments (for example, it becomes insolvent) this may result in your investment suffering a loss.

Cumulative performance figures						
	1 Month	3 Months	6 Months	1 Year	3 Years	Annualised Volatility
Share Class	4.74%	3.57%	-2.14%	12.76%	33.68%	17.55%
Index	4.69%	3.43%	-2.40%	12.17%	31.58%	17.52%
Tracking Difference	0.04%	0.14%	0.26%	0.59%	2.10%	-
Tracking Error	0.04%	0.04%	0.03%	0.05%	0.04%	-

Rolling performance figures						
	5/15 - 5/16	5/16 - 5/17	5/17 - 5/18	5/18 - 5/19	5/19 - 5/20	Since launch
Share Class	1.45%	17.33%	14.32%	3.71%	12.76%	11.82%
Index	1.05%	16.73%	13.71%	3.16%	12.17%	11.50%
Tracking Difference	0.40%	0.60%	0.61%	0.55%	0.59%	0.90%
Tracking Error	0.03%	0.03%	0.03%	0.03%	0.05%	0.04%

Calendar year performance figures						
	YTD	2019	2018	2017	2016	2015
Share Class	-5.00%	32.51%	-5.74%	22.36%	11.78%	1.09%
Index	-5.21%	31.82%	-6.24%	21.73%	11.23%	0.75%
Tracking Difference	0.21%	0.69%	0.50%	0.63%	0.55%	0.34%
Tracking Error	0.03%	0.05%	0.03%	0.03%	0.03%	0.03%



Source: DWS, Index Provider

Listing and trading information						
Exchange	Bloomberg Ticker	Reuters RIC	Trading Currency	NSIN	Exchange Code (local)	Settlement
London Stock Exchange	XSPU LN	XSPU.L	USD	B3N14D1	XSPU	t+2
Chicago Board Options Exchange Europe	XSPXX IX	XSPXX.CHI	SEK	BJCWJ98	XSPX	t+2
London Stock Exchange	XSPX LN	XSPX.L	GBP	B690381	XSPX	t+2
SIX Swiss Exchange	XSPX SW	XSPX.S	CHF	11138249	XSPX	t+2
Xetra	D5BM GY	D5BM.DE	EUR	DBX0F2	D5BM	t+2
Italian Stock Exchange	XSPX IM	XSPX.MI	EUR	-	XSPX	t+2

THINK ETF. THINK X.

This factsheet is as at 29 May 2020 unless otherwise specified.
Past performance is not a reliable indicator of future results.

Top 10 index constituents		
Issuer	ISIN	Weight
MICROSOFT-T ORD	US5949181045	5.61%
APPLE ORD	US0378331005	4.89%
AMAZON.COM INC ORD	US0231351067	3.76%
FACEBOOK CL A ORD	US30303M1027	1.83%
BERKSHIRE HATHWAY CL B ORD	US0846707026	1.65%
JOHNSON&JOHNSON ORD	US4781601046	1.61%
Alphabet Inc A	US02079K3059	1.58%
Alphabet Inc	US02079K1079	1.57%
JPMORGAN CHASE ORD	US46625H1005	1.35%
PROCTERGAMBLE ORD	US7427181091	1.32%

Index information	
Bloomberg Symbol	SPTR500N
Index Type	Total Return Net
Index Base Currency	USD
Number of Index constituents	505
Dividend Yield	1.91%
Index PE Ratio (Trailing)	22.53
Index PE Ratio (Forward)	22.30
Index Rebalance Frequency	Quarterly

Source: Index Provider

Further information on Xtrackers

DWS Investments UK Limited
 Winchester House
 1 Great Winchester Street
 London EC2N 2DB
 United Kingdom

Hotline: +44 (0)20 7547 1747
 Website: www.Xtrackers.com
 E-Mail: Xtrackers@dws.com

Additional Information

A Glossary of Terms is available at Xtrackers.com.

ETF performance is shown on NAV basis, net of fees and index replication costs. Index performance is calculated on a total return basis. Volatility is calculated since launch of the share class.

Key Risk Factors

Investments in funds involve numerous risks including, among others, general market risks, credit risks, foreign exchange risks, interest rate risks and liquidity risks. As such, the value of an investment in an Xtrackers ETF may go down as well as up and can result in losses, up to and including a total loss of the amount initially invested.

Movements in exchange rates can impact the value of your investment. If the currency of your country of residence is different from the currency in which the underlying investments of the fund are made, the value of your investment may increase or decrease subject to movements in exchange rates.

Disclaimer

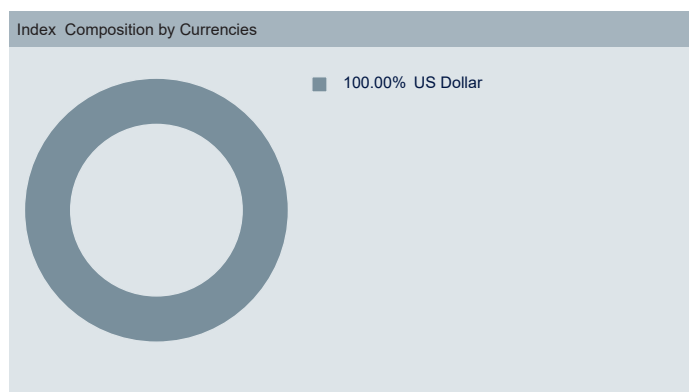
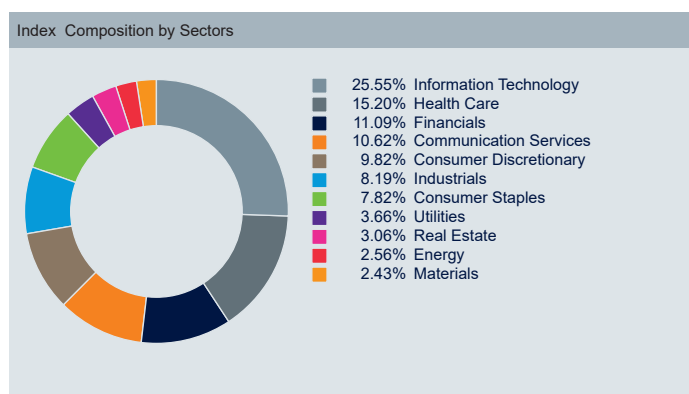
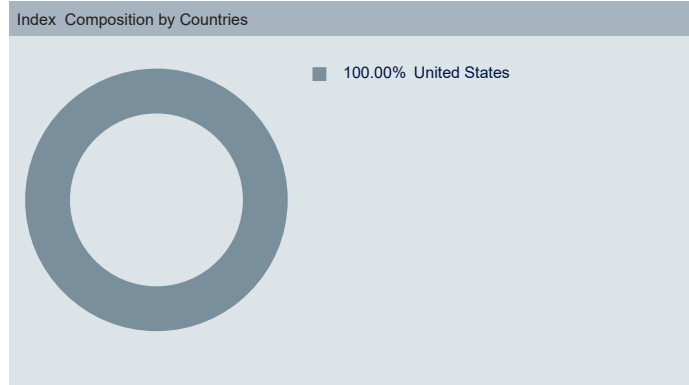
This document is intended for information purposes only and does not create any legally binding obligations on the part of DWS Group GmbH & Co. KGaA and/or its affiliates (DWS). This document has been prepared without consideration of the investment needs, objectives or financial circumstances of any investor. Without limitation, this document does not constitute an offer, an invitation to offer or a recommendation to enter into any transaction. Before making an investment decision, investors need to consider, with or without the assistance of an investment adviser, whether the investments and strategies described or provided by DWS are appropriate in light of their particular investment needs, objectives and financial circumstances. Information in this document has been obtained or derived from sources believed to be reliable and current. However, accuracy or completeness of the sources cannot be guaranteed. This document is not directed to, or intended for distribution to or use by, any person or entity who is a citizen or resident of or located in any locality, state, country or other jurisdiction, including the United States, where such distribution, publication, availability or use would be contrary to law or regulation or which would subject DWS to any registration or licensing requirement within such jurisdiction not currently met within such jurisdiction. Persons into whose possession this document may come are required to inform themselves of, and to observe, such restrictions. Xtrackers is an undertaking for collective investment in transferable securities (UCITS) in accordance with the applicable laws and regulations and set up as open-ended investment company with variable capital and segregated liability amongst its respective compartments. Xtrackers is incorporated in the Grand Duchy of Luxembourg, is registered with the Luxembourg Trade and Companies' Register under number B-119.899 and has its registered office at 49, avenue J.F. Kennedy, L-1855 Luxembourg. DWS Investment S.A. acts as the management company of Xtrackers. Any investment decision in relation to a fund should be based solely on the latest version of the prospectus, the audited annual and, if more recent, un-audited semi-annual reports and the Key Investor Information Document (KIID), all of which are available in English upon request to DWS Investment S.A., 2, Boulevard Konrad Adenauer, L-1115 Luxembourg or on www.Xtrackers.com. **PAST PERFORMANCE IS NO GUARANTEE OF FUTURE RESULTS.**
 © DWS Investments UK Limited, 2020. Authorised and regulated by the Financial Conduct Authority.

Index Disclaimer

The Index is a product of S&P Dow Jones Indices LLC or its affiliates ("S&P DJI"). Standard & Poor's®, S&P® and Dow Jones® are registered trademarks of S&P DJI and have been licensed for use by the Fund. The Fund is not sponsored, endorsed, sold or promoted by S&P DJI. S&P DJI does not make any representation regarding the advisability of investing in the Fund nor do they have any liability for errors, omissions or interruptions in the Index.

S&P 500 Index

Source: Index provider as at 31 March 2020
 Figures may not always add up to 100.00% due to rounding



THINK ETF. THINK X.