

Kames Strategic Bond Fund

A sub fund of Kames Capital ICVC

B GBP Inc

Factsheet as at 31 May 2020

KAMES
CAPITAL

Becoming

LEGON
Asset Management

Fund managers



Alexander Pelteski



Colin Finlayson

Key facts

Fund launch	16 December 2003
Share class launch	07 April 2004
Sector	Investment Association £ Strategic Bond
Comparator benchmark	Sector
Initial charge	0.00%
Annual charge	0.55%
Ongoing charge	0.60%
Minimum initial lump sum investment	GBP 2 million
Fund structure	UK domiciled OEIC
Investment manager	Kames Capital plc
SEDOL	B00MY36
ISIN	GB00B00MY367
Payment dates	31 Mar, 30 Jun 30 Sep, 31 Dec
Valuation point	12 noon (GMT)
Fund base currency	GBP
Fund size	GBP 216 million
Number of holdings	145
Distribution yield	3.80%
Modified duration	6.57

Source: Kames Capital.

Ongoing charge based on actual expenses for the year ending 30/04/2020.

Number of holdings represents physical holdings only.

Fund objective

The investment objective is to provide a combination of income and capital growth over any seven year period.

Performance

Investors are invited to compare the fund's performance against the performance of other funds within the Investment Association Strategic Bond Sector. Comparison of the fund against this sector will give investors an indication of how the fund is performing compared with funds investing in a similar but not identical investment universe.

The comparison should be performed over at least a seven year period to provide the most useful long-term comparison.

Performance (to 31 May 2020)

	1 month	3 months	6 months	Year to date	Since launch
Shareclass (%)	2.83	-1.00	1.45	1.22	119.89
Sector (%)	1.88	-2.13	-0.68	-1.14	103.33

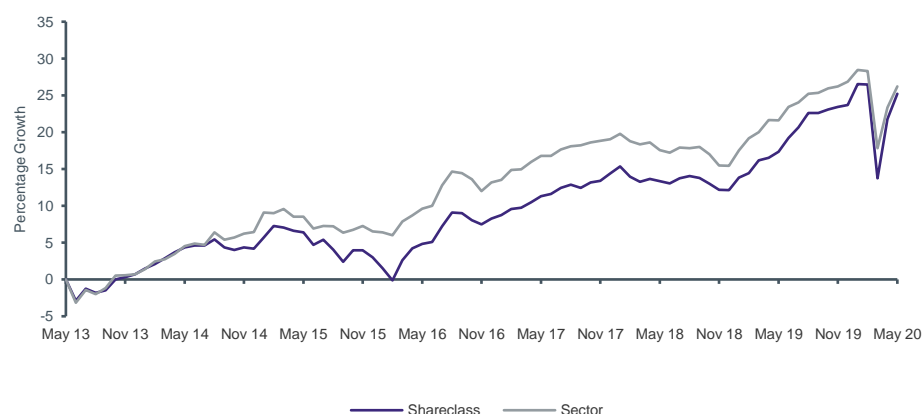
Cumulative performance (to 31 May 2020)

	1 year	3 years	5 years	7 years	10 years
Shareclass (%)	6.67	12.47	17.69	25.20	54.98
Sector (%)	3.08	6.69	15.61	26.21	62.62

Discrete year performance

	31/05/2020	31/05/2019	31/05/2018	31/05/2017	31/05/2016
Shareclass (%)	6.67	3.56	1.80	6.20	-1.46
Sector (%)	3.08	3.41	0.27	8.11	0.58

Cumulative seven year performance

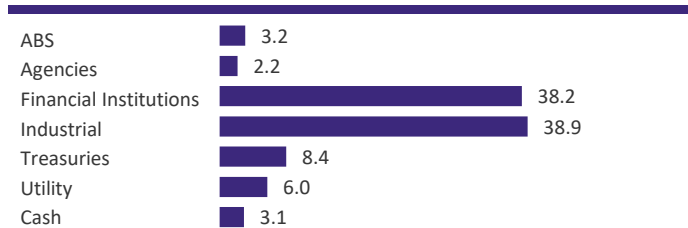


Source: Kames Capital. NAV to NAV, noon prices, income reinvested, net of ongoing charges, excluding entry or exit charges, net of 20% income tax in periods before 06/04/2017. Sector median source: Lipper.

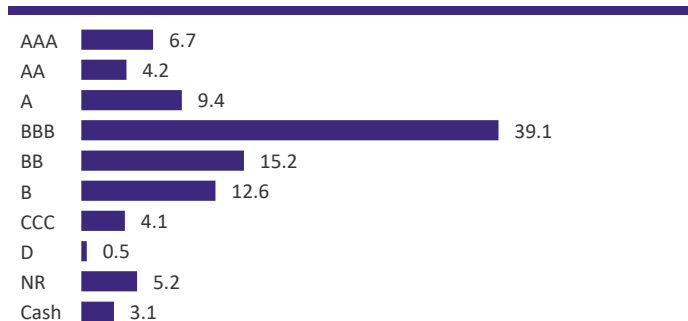
The returns for the sector median are based on the fund's primary share class.

Past performance is not a guide to future returns.

Sector allocation (%)



Credit rating breakdown (%)



Currency exposure (%)

	Post hedge	Pre hedge
GBP	99.3	34.5
USD	0.3	38.9
EUR	0.1	26.3
AUD	0.1	0.1
SEK	0.1	0.1
Total	100.0	100.0

Largest holdings (%)

Government

TSY INFL IX N/B 0.250% 15/07/2029 3MO	4.1
US TREASURY N/B 3.375% 15/11/2048	1.6
UK(GOVT) 4.75% 07/12/2030	1.1
US TREASURY N/B 1.5% 15/02/2030	1.0
UK TSY 1.75% 2049 1.75% 22/01/2049	0.6

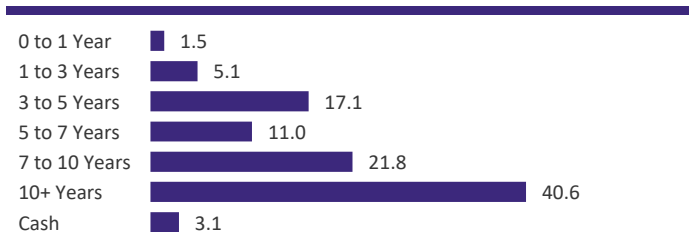
Credit

BOEING CO 5.93% 01/05/2060	2.0
HBOS STERLING FIN JERSEY VAR 12/09/2167	1.3
HSBC BNK FND STER 5.844% 29/11/2049	1.2
RABOBNK NEDERLAND 6.91% 29/06/2049	1.2
TELEREAL SECURIT 4.01% 10/12/2031	1.1

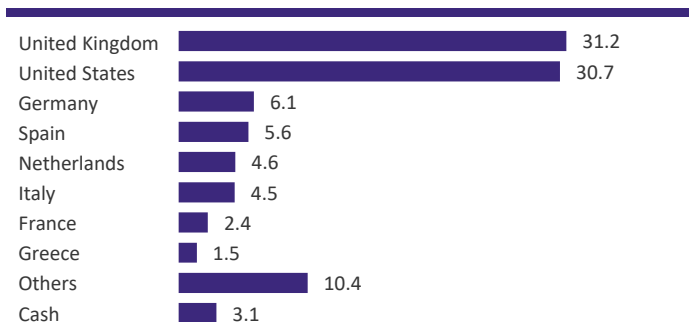
Derivatives

US 5YR NOTE (CBT) SEP2020	23.9
EURO-BOBL FUTURE JUN20	7.0
AUST 10Y BOND FUT JUN20	4.8
US 10YR NOTE (CBT)SEP20	3.9
CDS SELL PROTECTION CDX NA HY 34 5Y 2025-06-20	-0.1
USD 17,000,000.00	

Maturity breakdown (%)



Geographical breakdown (%)



Dealing





You can deal in shares from 08:30 to 17:30 hours UK time on any dealing day (except for, unless the ACD decides otherwise, the last working day before Christmas Day, bank holidays in England and Wales and other days at the ACD discretion). The fund is valued at 12:00 noon GMT (the valuation point) on each business day. Orders received before 12:00 noon will be based on the price calculated at that day's valuation point. Orders received after 12:00 noon will be based on the price calculated at the next valuation point.

Dealing desk enquiries: **0800 358 3009**

To access the latest fund prices:
www.kamescapital.com/fundpricing.aspx

For further information on the fund, including legal documents and details of all available share classes:
www.kamescapital.com/strategicbondfund

Contacts

-  www.kamescapital.com
-  [@kamescapital](https://twitter.com/kamescapital)
-  linkedin.com/company/kames-capital
-  wholesaleclientmanagement@kamescapital.com

Risk factors

This fund is intended to be a long-term investment and your capital is at risk. Any investment objective, performance benchmark and yield information should not be considered as an assurance or guarantee of the performance of the fund or any part of it. An initial charge reduces the amount available for investment. Investors should be aware that funds denominated in a currency other than investors' home state currency are subject to currency fluctuations which may decrease returns. Please be aware that each fund presents its own risk profile. Material risks for this fund are: Credit; Liquidity; Counterparty; Other Markets; Derivatives; Interest Rate and Concentration. Please read the KIID for an explanation and refer to the prospectus for information about all relevant risks.

Past performance is not a guide to future performance. The value of investments and the income from them may go down as well as up and is not guaranteed. Outcomes, including the payment of income, are not guaranteed.

The Distribution Yield is also the Underlying Yield for this fund.

The Distribution Yield reflects the amounts that may be expected to be distributed over the next twelve months as a percentage of the mid-market unit price of the fund as at the date shown. It is based on a snapshot of the portfolio on that day. It does not include any preliminary charge and investors may be subject to tax on distributions. We calculate yields in compliance with the industry standard formula we are obliged to use which takes no account of potential future defaults. This may mean that, depending on future economic factors, the actual yield could be less than those shown.

The Underlying Yield reflects the annualised income net of expenses of the fund (calculated in accordance with relevant accounting standards) as a percentage of the mid-market unit price of the fund as at the date shown. It is based on a snapshot of the portfolio on that day. It does not include any preliminary charge and investors may be subject to tax on distributions.

Fund charges are deducted from income but will be deducted from capital where income is insufficient to cover charges.

Please read the Key Investor Information, Supplementary Information Document and Application Form carefully, particularly the section on Risk Factors. The Key Investor Information, Prospectus and accounts are available on our website www.kamescapital.com or by calling our investor helpdesk on 0800 358 3009 or in writing from Kames Capital, PO Box 3733, Royal Wootton Bassett, SN4 4BG.

All data is sourced to Kames Capital unless otherwise stated. The document is accurate at the time of writing but is subject to change without notice. Data attributed to a third party ("3rd Party Data") is proprietary to that third party and/or other suppliers (the "Data Owner") and is used by Kames Capital under licence. 3rd Party Data: (i) may not be copied or distributed; and (ii) is not warranted to be accurate, complete or timely. None of the Data Owner, Kames Capital or any other person connected to, or from whom Kames Capital sources, 3rd Party Data is liable for any losses or liabilities arising from use of 3rd Party Data. Kames Capital plc is authorised and regulated by the Financial Conduct Authority.