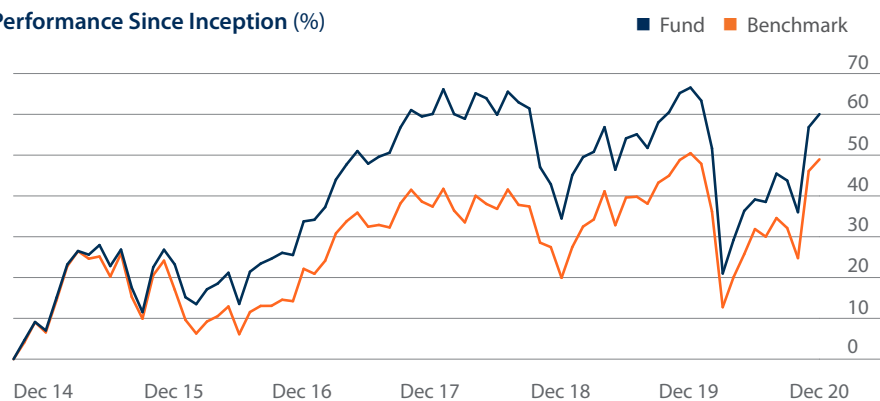


First Trust Eurozone AlphaDEX® UCITS ETF

The Fund aims to provide investors with a total return, taking into account capital and income returns, which reflects the return of the NASDAQ AlphaDEX® Eurozone Index (the "Index"). The Index employs the AlphaDEX® stock selection methodology which uses fundamental growth and value factors to objectively select stocks from the NASDAQ Eurozone Index which may generate positive alpha relative to traditional passive indices.

Performance

Performance Since Inception (%)



Performance Summary (%)	1 M	3 M	YTD	1 Y	3 Y	5 Y	Since Inception
Fund	2.04	11.33	-3.90	-3.90	-0.01	5.38	7.90
Benchmark	1.97	12.73	-1.02	-1.02	2.73	4.94	6.64

Performance for periods under one year is cumulative and over one year is annualised.

12-Month Performance Periods (%)	31.12.15 31.12.16	31.12.16 31.12.17	31.12.17 31.12.18	31.12.18 31.12.19	31.12.19 31.12.20
Fund	8.56	19.72	-16.01	23.85	-3.90
Benchmark	4.37	12.49	-12.71	25.47	-1.02

The figures shown relate to past performance. Past performance is no guarantee of future results. Fund performance is the performance of the share class since its inception, shown net of fees including re-invested dividends in the base currency of the share class. The return may increase or decrease as a result of currency fluctuations.

Benchmark: The MSCI EMU Index is a free float-adjusted market capitalization-weighted index that is designed to measure the equity market performance of countries within the European Economic and Monetary Union (EMU).

"AlphaDEX®" is a registered trademark of First Trust Portfolios L.P. First Trust Portfolios L.P. has obtained a patent for the AlphaDEX® stock selection methodology from the United States Patent and Trademark Office.

¹The ongoing charges figure is based on the Fund's annual management fee, whereby the Investment Manager is responsible for the costs involved in running the Fund. In the event that the Fund's running costs exceed the stated figure the Investment Manager shall pay the excess from its own assets. The Investment Manager has undertaken to waive 0.10% of its annual management fee of 0.75% until 18 May 2021. The ongoing charges figure excludes portfolio transaction costs. Details of the transaction costs are available from your broker or financial advisor and at www.ftgportfolios.com. The figure may vary from year to year.

FEUZ	Acc EUR
ISIN	IE00B8X9NY41
Asset Class	Equity
Fund Inception	21.10.2014
Share Class Inception	21.10.2014
Ongoing Charges ¹	0.65%
Base Currency	EUR
Type of Income	Accumulating
Total Fund AUM	€130.32 million
Outstanding Shares	3,380,002
UCITS Compliant	Yes
Domicile	Ireland
Investment Manager	First Trust Advisors
Rebalance Frequency	Semi-Annual
Replication Method	Physical - Full Replication


Tracking Index

NASDAQ AlphaDEX® Eurozone NTR Index

Benchmark

MSCI EMU NTR Index

RISK AND REWARD PROFILE



The Synthetic Risk and Reward Indicator (SRRI) illustrates a fund's risk and reward profile through a number between 1 and 7.

Trading Information

Exchange	Ccy	Ticker	SEDOL
London Stock Exchange	GBP	FEUZ LN	BRJ93B8
London Stock Exchange	USD	FTEU LN	BZ576H9
Borsa Italiana	EUR	FEUZ IM	BF4Q398
Deutsche Börse	EUR	FTGE GY	BYPGCP9
Euronext Amsterdam	EUR	FEUZ NA	BRK1120

ISA
 SIPP
 UK Reporting Status

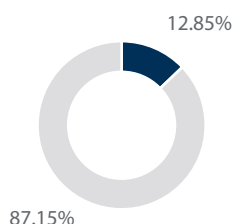
Portfolio

TOP 10 HOLDINGS (%)

	Fund	Benchmark
Siemens Gamesa Renewable Energy	1.43	0.19
Aroundtown S.A.	1.42	0.15
Wacker Chemie AG	1.40	-
S.O.I.T.E.C.	1.29	-
Lanxess AG	1.28	0.13
Jungheinrich AG	1.24	-
Adyen NV	1.21	0.83
Evonik Industries AG	1.20	0.13
Societe Generale S.A.	1.20	0.33
Leonardo-Finmeccanica SpA	1.18	-

Top 10 holdings as a percentage of Total Net Assets. Portfolio Holdings are subject to change at any time. References to specific securities should not be construed as a recommendation to buy or sell and should not be assumed profitable.

Top 10 Holdings as % of Total



SECTOR ALLOCATION (%)

	Fund	Benchmark
Industrials	17.08	14.72
Financials	13.84	13.95
Materials	12.07	7.44
Communication Services	9.88	4.58
Consumer Discretionary	9.45	17.16
Information Technology	8.20	12.54
Utilities	8.05	7.36
Real Estate	7.76	2.00
Health Care	7.14	8.20
Consumer Staples	4.09	8.13
Energy	2.44	3.92



COUNTRY ALLOCATION (%)

	Fund	Benchmark
Germany	32.02	28.94
France	24.07	33.76
Italy	10.43	7.12
The Netherlands	9.72	12.37
Spain	5.84	7.58
Finland	5.31	3.25
Austria	4.25	0.54
Luxembourg	4.03	0.07
Belgium	2.55	2.96
Ireland	1.11	0.66
Switzerland	0.46	-
Other	0.21	2.74

FUND CHARACTERISTICS

	Fund	Benchmark
Max Market Cap	€127.7bn	€257.3bn
Median Market Cap	€9.4bn	€14.1bn
Min Market Cap	€2.4bn	€2.9bn
Price/Earnings	15.21	22.52
Price/Book	1.20	1.70
Price/Cash Flow	7.82	7.77
Price/Sales	0.90	1.10

Index Description

1. The NASDAQ AlphaDEX® Eurozone Index is an "enhanced" index created and administered by Nasdaq, Inc. ("Nasdaq") which employs the AlphaDEX® stock selection methodology to select stocks from the NASDAQ Eurozone Index that meet certain criteria.
2. Nasdaq constructs the NASDAQ AlphaDEX® Eurozone Index by ranking the eligible stocks from the NASDAQ Eurozone Index on growth factors including 3-, 6- and 12-month price appreciation, sales to price and one year sales growth, and separately on value factors including book value to price, cash flow to price and return on assets. All stocks are ranked on the sum of ranks for the growth factors and, separately, all stocks are ranked on the sum of ranks for the value factors. A stock must have data for all growth and/or value factors to receive a rank for that style.
3. Each stock receives the best style rank from the previous step as its selection score.
4. The top 150 stocks based on the selection score determined in the previous step comprise the "selected stocks".
5. The selected stocks are divided into quintiles based on their rankings and the top ranked quintiles receive a higher weight within the index. The stocks are equally-weighted within each quintile.
6. Each stock is then tested in order of its selection score rank to check if the weight assigned to that stock is outside the country/sector weighting constraints, which are set at 15% above the benchmark weight.
7. If the weight assigned to the stock, when added with the weight assigned to all higher ranking stocks in its country/sector, is greater than the constraint, then the stock's weight is lowered to the highest rank in the next quintile. Stocks previously lower in rank then move up one rank. Such stocks in the lowest quintile that violate a constraint are removed from the portfolio and replaced by the highest scoring stock not originally selected, subject to country/sector constraints. This process continues until all the country/sector weightings meet the constraint.
8. The index is reconstituted and rebalanced semi-annually.



Copyright © Morningstar Benelux. All Rights Reserved. The information contained herein: (1) is proprietary to Morningstar and/or its content providers; (2) may not be copied or distributed; and (3) is not warranted to be accurate, complete or timely. Neither Morningstar nor its content providers are responsible for any damages or losses arising from any use of this information. Past performance is no guarantee of future results. For more information on Morningstar and how funds are rated, please refer to www.morningstar.com

Risks

- The Fund's shares may change in value and may go down as well as up. You could lose money by investing in the Fund.
- The Fund is subject to market risk. Market risk is the risk that a particular security, or shares of the Fund in general, may fall in value. Securities are subject to market fluctuations caused by such factors as economic, political, regulatory or market developments, changes in interest rates and perceived trends in securities prices. Shares of the Fund could decline in value or underperform other investments due to short-term market movements or any longer periods during more prolonged market downturns. In addition, local, regional or global events such as war, acts of terrorism, spread of infectious diseases or other public health issues, recessions, or other events could have a significant negative impact on a Fund and its investments. Such events may affect certain geographic regions, countries, sectors and industries more significantly than others. Such events could adversely affect the prices and liquidity of a Fund's portfolio securities or other instruments and could result in disruptions in the trading markets. Any of such circumstances could have a materially negative impact on the value of a Fund's shares and result in increased market volatility. During any such events, a Fund's shares may trade at increased premiums or discounts to their net asset value.
- There may be tracking difference between the Fund and the underlying index due to the impact of the annual Fund management fees. Therefore, the Fund's returns may not match the returns of the index.
- The outbreak of the respiratory disease designated as COVID-19 in December 2019 has caused significant volatility and declines in global financial markets, which have caused losses for investors. The COVID-19 pandemic may last for an extended period of time and will continue to impact the economy for the foreseeable future.
- As the Fund's investments may be denominated in currencies other than the Fund's currency, an investment in this Fund may expose you to currency risk.
- The Fund may invest in securities issued by companies concentrated in a particular industry or sector, or only in a specific geographical area, which involves additional risks including limited diversification.
- The Fund may invest in small capitalization and mid capitalization companies. Such companies may experience greater price volatility than larger, more established companies.
- This Fund's Net Asset Value (NAV) is likely to have high volatility due to the portfolio composition and/or the index replication technique. As such, potential investors should be aware that the Fund's shares may change in value, and may do so in a volatile fashion; potential investors could lose money by investing in the Fund.
- Neither First Trust Global Portfolios Limited ("FTGP") nor any of its affiliates, guarantees the performance or the future returns of the Fund.
- For more details relating to risks of investing in the Fund, please refer to the "Risk Factors" section of the Fund's prospectus.

Important Information

This financial promotion is issued by FTGP of 8 Angel Court, London, EC2R7HJ. FTGP is authorised and regulated by the UK Financial Conduct Authority ("FCA") (FRN:583261). The Fund is not regulated by the FCA.

Nothing contained herein constitutes investment, legal, tax or other advice and it is not to be solely relied on in making an investment or other decision, nor does the document implicitly or explicitly recommend or suggest an investment strategy, reach conclusions in relation to an investment strategy for the reader, or provide any opinions as to the present or future value or price of any fund. It is not an invitation, offer, or solicitation to engage in any investment activity, including making an investment in the Fund, nor does the information, recommendations or opinions expressed herein constitute an offer for sale of the Fund. The tax treatment depends on the individual circumstances of each individual investor and may be subject to change in future.

The Fund is an open-ended sub-fund of the First Trust Global Funds PLC (the "Company"), an umbrella UCITS fund with segregated liability between sub-funds, incorporated with limited liability as an investment company with variable capital under the laws of Ireland with UCITS registered number 514357.

The material in this document is not comprehensive and must therefore be read in conjunction with the Fund's prospectus, which contains material information not contained herein, including the terms of investment and information regarding investment risks and restrictions, fees and expenses and conflicts of interests. Potential investors should pay particular attention to the risk disclosures in the "Risk Factors" section of the Fund's prospectus. No assurance can be given that the Fund's investment objective will be achieved or that the

Fund will generate a positive return. Visit www.ftglobalportfolios.com to obtain a Prospectus and/or Key Investor Information Document (available in English).

UCITS ETF's units / shares purchased on the secondary market cannot usually be sold directly back to UCITS ETF. Investors must buy and sell units / shares on a secondary market with the assistance of an intermediary (e.g. a stockbroker) and may incur fees for doing so. In addition, investors may pay more than the current net asset value when buying units / shares and may receive less than the current net asset value when selling them.

The Company's portfolio holdings policy is designed to be transparent, whilst being in the best interest of the Fund and protecting the confidentiality of each Fund's portfolio holdings. The full portfolio holdings for the Fund shall generally be available daily, with a one-day lag, on www.ftglobalportfolios.com. Any portfolio holdings information which may otherwise be provided on request shall be provided on a confidential basis.

The NASDAQ AlphaDEX® Eurozone Index is a trademark of Nasdaq, Inc. and has been licensed for use by First Trust Portfolios L.P., and sub-licensed for use by First Trust Global Funds PLC. AlphaDEX® is a trademark owned by First Trust Portfolios L.P. and has been licensed to Nasdaq for use in the name of the Index. The ETF is not sponsored, endorsed, sold or promoted by Nasdaq and Nasdaq makes no representation or warranty regarding the advisability of investing in the ETF or as to the result to be obtained by any person from use of the Index in connection with the trading of the ETF.