

This factsheet is as at 29 May 2020 unless otherwise specified.
Past performance is not a reliable indicator of future results.

Xtrackers DBLCI Commodity Optimum Yield Swap UCITS ETF 2C

a sub fund of Xtrackers

At a Glance

- Exposure to a diversified basket of commodities
- Roll-optimised index approach to minimise negative roll returns in contango markets and maximise positive roll returns in backwardated markets

DBLCI – OY BALANCED Total Return Index

The Deutsche Bank Liquid Commodities Optimum Yield Index aims to reflect the performance of the following market:

- Diversified basket of commodities from four broad commodity sectors
- Covers 14 different commodities drawn from the Energy, Precious Metals, Industrial Metals and Agriculture sectors
- Features an optimum yield approach, designed to either maximise roll returns by selecting the futures contract with the highest implied roll yield for each commodity or minimise roll costs by selecting the futures contract with the lowest implied roll costs for each commodity
- Sector weightings are as follows: Energy: 35%, Precious Metals: 17%, Industrials Metals: 18% and Agriculture: 30%

Additional information on the index, selection and weighting methodology is available at <https://index.db.com>

Key Risks

- The Fund is not guaranteed and your investment is at risk. The value of your investment may go down as well as up.
- The Fund provides exposure to commodities. Commodity prices react, among other things, to economic factors such as changing supply and demand relationships, weather conditions and other natural events, the agricultural, trade, fiscal, monetary, and other policies of governments and other unforeseeable events all of which may affect your investment. This factsheet is a marketing document and summarises certain aspects of the product only. Any investment decision should be made on the basis of an understanding of the Prospectus and the Key Investor Information Document ("KIID"), which is available on our website alongside full disclosure of NAV, the composition of the Fund's portfolio and information on the index constituents.
- The Fund will use financial contracts (known as derivatives) to try to reduce the effect of currency fluctuations between the currency of its assets and the currency of the shares. This may not be effective and may prevent the Fund from benefitting from an increase in value of (or expose a Fund to the decrease in value of) a particular currency.
- The Fund will enter into a derivative with a counterparty (initially Deutsche Bank). If the counterparty fails to make payments (for example, it becomes insolvent) this may result in your investment suffering a loss.

Fund Information	
ISIN	LU0460591732
Share class currency	USD
Fund Currency	EUR
Fund launch date	29 June 2007
Share class launch date	09 April 2010
Domicile	Luxembourg
Portfolio Strategy	Substitute Basket + Swap
Sub-Portfolio Manager	DWS Investments UK Ltd
Investment Manager	DWS Investments UK Ltd
Custodian	State Street Bank International GmbH, Luxembourg Branch
All-in fee ¹	0.55% p.a.
Income treatment	Reinvestment
Active swap counterparties	Deutsche Bank AG
NAV per Share	USD 18.83
Total Fund Assets	USD 169.16 Million
Total Shares Outstanding	2.88 Million
Reporting Fund	Yes

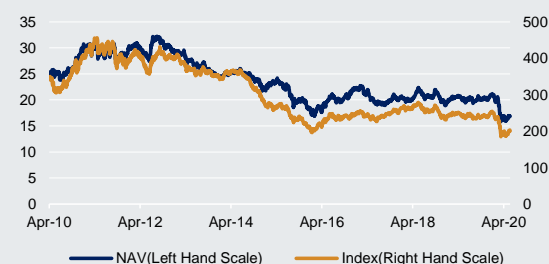
¹ Please see additional information / glossary.

Cumulative Performance Figures						
	1 Month	3 Month	6 Month	1 Year	3 Years	Annualised Volatility
Share Class	6.15%	-9.08%	-14.85%	-15.28%	-15.23%	13.89%
Index	6.19%	-8.94%	-14.61%	-14.80%	-13.81%	13.82%
Tracking Difference	-0.04%	-0.13%	-0.24%	-0.48%	-1.42%	-
Tracking Error	0.04%	0.04%	0.05%	0.05%	0.05%	-

Rolling Performance Figures						
	05/15 - 05/16	05/16 - 05/17	05/17 - 05/18	05/18 - 05/19	05/19 - 05/20	Since ETF launch
Share Class	-11.96%	0.12%	16.15%	-13.86%	-15.28%	-5.62%
Index	-11.44%	0.67%	16.78%	-13.38%	-14.80%	-5.08%
Tracking Difference	-0.52%	-0.55%	-0.63%	-0.48%	-0.48%	-0.32%
Tracking Error	0.08%	0.04%	0.03%	0.03%	0.03%	0.10%

Calendar year performance Figures						
	YTD	2019	2018	2017	2016	2015
Share Class	-19.27%	7.85%	-11.76%	5.27%	15.80%	-24.59%
Index	-19.07%	8.44%	-11.27%	5.82%	16.44%	-24.11%
Tracking Difference	-0.20%	-0.59%	-0.50%	-0.55%	-0.64%	-0.48%
Tracking Error	0.03%	0.03%	0.03%	0.04%	0.05%	0.09%

Historical Performance



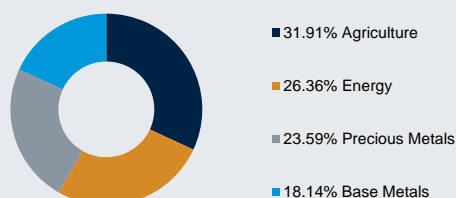
Source: DWS, Index Provider.

This factsheet is as at 29 May 2020 unless otherwise specified.
Past performance is not a reliable indicator of future results.

Listing and Trading Information

Exchange	NSIN	Exchange Code (local)	Trading Currency	Trading Hours (Local Time)	Settlement	Bloomberg Ticker	Reuters RIC	iNAV Reuters
London Stock Exchange	B5V4RV5	XBCU	USD	9:00 – 17:30	T+2	XBCU LN	XBCU.L	XBCUINAVUSD.DE
SIX Swiss Exchange	11068625	XBCU	USD	9:00 – 17:30	T+2	XBCU SW	XBCU.S	XBCUINAVUSD.DE

Sector Allocation



Source: DWS, Index Provider.

Index Composition

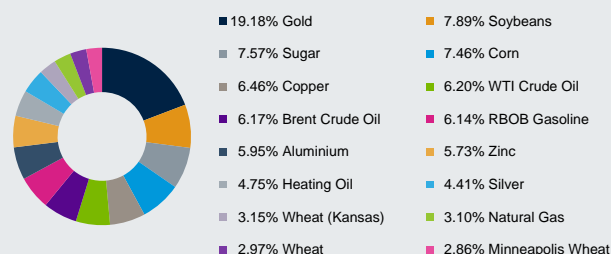
Index name	Commodity	Weight
DBLCI-OY GC (Gold)	Gold	19.18%
DBLCI-OY S (Soybeans)	Soybeans	7.89%
DBLCI-OY SB (Sugar #11)	Sugar	7.57%
DBLCI-OY C (Corn)	Corn	7.46%
DBLCI-OY MCU (Copper - Grade A)	Copper	6.46%
DBLCI-OY CL (WTI Sweet Light Crude)	WTI Crude Oil	6.20%
DBLCI-OY LCO (Brent Crude)	Brent Crude Oil	6.17%
DBLCI-OY RB (RBOB Gasoline)	RBOB Gasoline	6.14%
DBLCI-OY MAL (Aluminium)	Aluminium	5.95%
DBLCI-OY MZN (Zinc)	Zinc	5.73%
DBLCI-OY HO (Heating Oil)	Heating Oil	4.75%
DBLCI-OY SI (Silver)	Silver	4.41%
DBLCI-OY KW (Wheat (Kansas))	Wheat (Kansas)	3.15%
DBLCI-OY NG (Natural Gas)	Natural Gas	3.10%
DBLCI-OY W (Wheat)	Wheat	2.97%
DBLCI-OY MW (Minneapolis Wheat)	Minneapolis Wheat	2.86%

Source: DWS, Index Provider.

Additional share classes available

Share Class	ISIN	Currency Hedged	Income	AuM
1C - EUR Hedged	LU0292106167	EUR	Reinvestment	EUR 97.99 mn
3C - GBP Hedged	LU0460591906	GBP	Reinvestment	EUR 5.30 mn

Index Composition of the DBLCI – OY Balanced Total Return Index



Source: DWS, Index Provider.

Index Information

Bloomberg Symbol	DBLCBUTN
Index Type	Total Return Gross
Index Base Currency	USD
Number of Index constituents	16
Index Rebalance Frequency	Quarterly

Source: DWS, Index Provider.

Further information on Xtrackers ETFs

DWS Investments UK Limited
 Winchester House,
 1 Great Winchester Street,
 London EC2N 2DB
 United Kingdom

Hotline: +41 (58) 111 3747
 Website: www.Xtrackers.com
 E-Mail: Xtrackers@dws.com



This factsheet is as at 29 May 2020 unless otherwise specified.

Past performance is not a reliable indicator of future results.

Additional information

A glossary of terms is available at etf.dws.com

ETF performance is shown on NAV basis, net of fees and index replication costs. Index performance is calculated on a total return basis. Volatility is calculated since launch of the share class.

Key risk factors

Investments in funds involve numerous risks including, among others, general market risks, credit risks, foreign exchange risks, interest rate risks and liquidity risks. As such, the value of an investment in an Xtrackers ETF may go down as well as up and can result in losses, up and including a total loss of the amount initially invested.

Movements in exchange rates can impact the value of your investment. If the currency of your country of residence is different from the currency in which the underlying investments of the fund are made, the value of your investment may increase or decrease subject to movements in exchange rates.

Disclaimer

This document is intended for information purposes only and does not create any legally binding obligations on the part of DWS Group GmbH & Co. KGaA and/or its affiliates (DWS). This document has been prepared without consideration of the investment needs, objectives or financial circumstances of any investor. Without limitation, this document does not constitute an offer, an invitation to offer or a recommendation to enter into any transaction. Before making an investment decision, investors need to consider, with or without the assistance of an investment adviser, whether the investments and strategies described or provided by DWS are appropriate in light of their particular investment needs, objectives and financial circumstances. Information in this document has been obtained or derived from sources believed to be reliable and current. However, accuracy or completeness of the sources cannot be guaranteed. Xtrackers is an undertaking for collective investment in transferable securities (UCITS) in accordance with the applicable laws and regulations and set up as open-ended investment company with variable capital and segregated liability amongst its respective compartments. Xtrackers is incorporated in the Grand Duchy of Luxembourg, is registered with the Luxembourg Trade and Companies' Register under number B-119.899 and has its registered office at 49, avenue J.F. Kennedy, L-1855 Luxembourg. DWS Investment S.A. acts as the management company of Xtrackers. Any investment decision in relation to a fund should be based solely on the latest version of the prospectus, the audited annual and, if more recent, un-audited semi-annual reports and the Key Investor Information Document (KIID), all of which are available in English upon request to DWS Investment S.A., 2, Boulevard Konrad Adenauer, L-1115 Luxembourg or on www.Xtrackers.com. PAST PERFORMANCE IS NO GUARANTEE OF FUTURE RESULTS.

© DWS Investments UK Limited, 2020.

Index disclaimer

The index sponsors of the indices referred to herein (including Deutsche Bank AG) make no warranty or representation whatsoever either as to the results obtained from use of the indices and/or the figures at which the said indices stand at any particular day or otherwise. These index sponsors shall not be liable to any person for any error in their indices and shall not be under any obligation to advise any person of any error therein.