

NEXTENERGY SOLAR FUND

Generating a more
sustainable future

Factsheet

for the quarter ended 30 September 2023

COMPANY OVERVIEW

NextEnergy Solar Fund Limited is a specialist solar energy and energy storage investment company, listed on the premium segment of the London Stock Exchange. As at 30 September 2023 the Company has completed and announced 100 separate acquisitions of operational solar projects (and a private equity investment) with a total capacity installed¹ of 933MW and total invested capital of approximately £1.15b.

¹ Includes share in private equity vehicle (NextPower III). NESF's 6.21% share of NextPower III on a look through equivalent basis has an operational capacity of 33MW (31 March 2023: 24MW)



TCFD

**GUERNSEY
GREEN
FUND**

Performance Highlights

Financial Highlights¹

NAV per share as at
30 September 2023

108.3p

(31 March 2023: 114.3p)

Dividend per ordinary
share for the year ending
31 March 2024

8.35p

(31 March 2023: 7.52p)

Ordinary shareholders' NAV
as at 30 September 2023

£640.0m

(31 March 2023: £674.4m)

Cash dividend cover
(pre-scrip dividends)
for the period ended
30 September 2023

1.8x

(30 September 2022: 1.8x)

ESG Highlights⁴

Kilotonnes of CO₂e
emissions avoided p.a

252.5

(30 September 2022: 266.5)

Equivalent UK homes
powered for the period

334,200

(30 September 2022: 354,300)

Investment Policy

NESF's investment objective is to provide ordinary shareholders with attractive risk-adjusted returns, principally in the form of regular dividends, through a diversified portfolio of solar energy infrastructure assets with the addition of complementary technologies, such as energy storage.

The Company is currently advancing a pipeline of UK solar, international solar, battery storage and co-investment opportunities to complement the portfolio and diversify asset-specific and market risks.

The Company's Investment Adviser continues to consult investors in support of an increase to the Company's investment policy energy storage limit, from 10% of Gross Asset Value, up to 25%.

Portfolio Highlights

The Company recently energised Whitecross, a 35MW subsidy-free solar asset in Lincolnshire and NESF's 100th asset. It is expected to generate electricity for approximately 10,000 households' annually. The asset is one of the five subsidy free assets for sale in the capital recycling programme which was announced in April 2023. The programme involves the divestment of five subsidy-free UK solar assets totalling 236MW, the proceeds from which will be initially used to reduce the amount drawn against the company's £177m of revolving credit facilities.

Post period, the Company is pleased to announce the completion of the first phase of its capital recycling programme (as announced on 27 April 2023) by successfully completing the sale of Hatherden, a 60MW ready to build solar project, for £15.2m, of which £8.7m is consideration for the acquisition and £6.5m is the reimbursement of invested capital. The transaction is NAV accretive to shareholders and will generate an estimated uplift of 1.27p, which will be reflected in the Company's NAV per share as at 31 December 2023. The Transaction represents a 100% premium to its holding value (2.0x Multiple on Invested Capital) and an attractive 57% IRR.

DIVIDEND

The Company announced a quarterly dividend of 2.09p per ordinary share which will be payable on 31 December 2023, aligned with the dividend target of 8.35p for the year ending 31 March 2024.

Quarter ending:	Dividend Paid per ordinary share
30 June 2023	2.08p
30 September 2023	2.09p

SHAREHOLDER/NAV RETURN

	Six months ended 30 September 2023
Ordinary shareholder total return	(13.8%)
Ordinary NAV total return	(1.6%)
Ordinary shareholder total return since IPO	47.8%
Ordinary NAV total return since IPO	69.7%
Ordinary shareholder total return since IPO - annualised	5.1%
Ordinary NAV total return since IPO - annualised	7.4%

DEBT STRUCTURE

	Six months ended 30 September 2023
Financial Debt Gearing ²	29.8%
Preference Shares	16.6%
Total gearing ³	46.4%

¹ Refer to the Alternative Performance Measures on pages 141 - 144 of the NESF Annual Report for 31 March 2023 for calculation basis.

² Financial debt gearing excludes the £200m preference shares on a look through basis.

³ Total gearing is the aggregate of financial debt, look through debt and £200m of preference shares. The preference shares are equivalent to non-amortising debt with repayment in shares.

⁴ www.greeninvestmentgroup.com/green-impact/green-investment-handbook.

Operational Highlights



- c.866 MW of Solar PV assets operational in UK
- c.35 MW of Solar PV assets operational in Italy
- \$50m investment into NPIII, which holds 172 solar assets globally
- 300 MW of Energy Storage assets under construction / development

Total capacity installed as at 30 September 2023¹

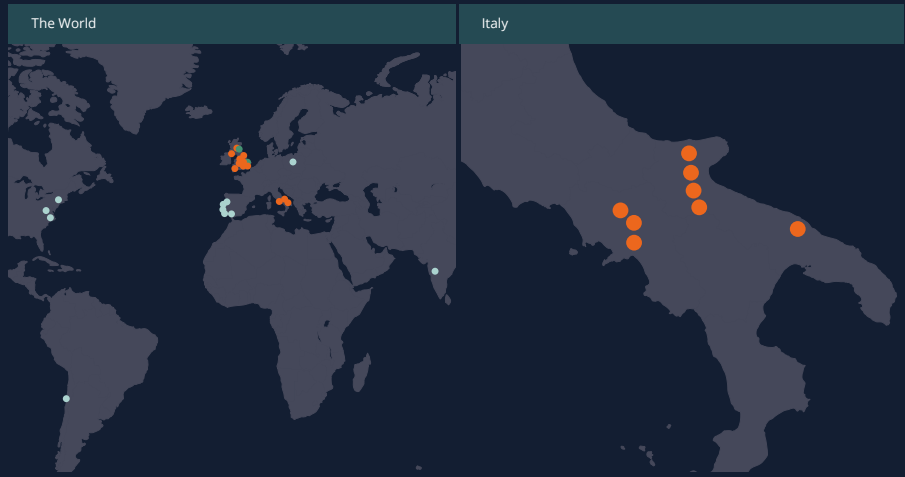
993MW

(31 March 2023: 889MW)

Total electricity generation for the period ended 30 September 2023

599GWh

(30 September 2022: 639GWh)



Operating solar assets as at 30 September 2023²

100

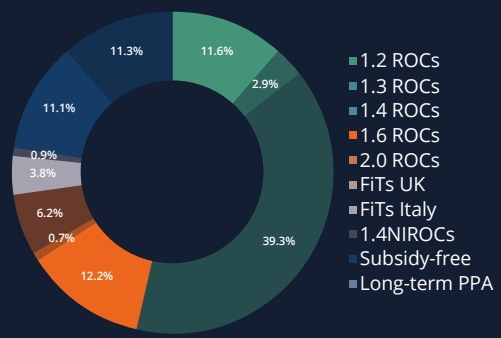
(31 March 2023: 99)

Generation in line with budget for the period ended 30 September 2023

0.0%

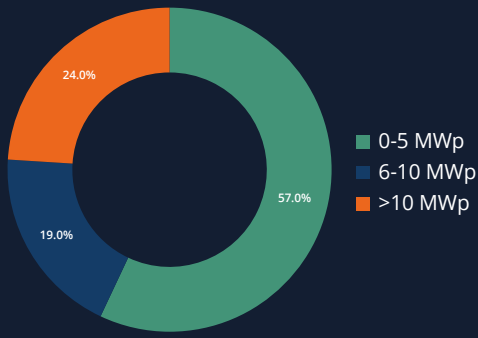
(30 September 2022: 6.1%)

By Subsidy/PPA³



% of assets by MW capacity

By Installed Capacity³



% of assets

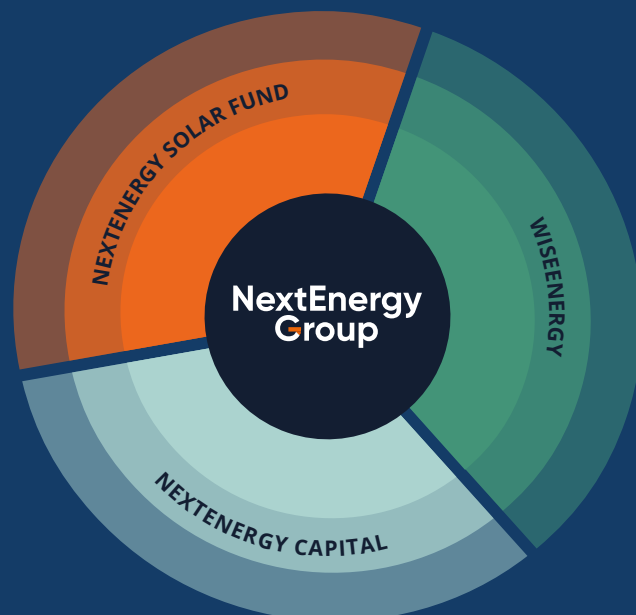
1 Includes share in private equity vehicle (NextPower III). NESP's 6.21% share of NextPower III on a look through equivalent basis has an operational capacity of 33MW (31 March 2023: 24MW).
 2 Not including the \$50m commitment into private equity vehicle (NextPower III).
 3 Figures are stated to the nearest 0.1% which may lead to rounding differences.

Corporate Information

Investment Manager and Adviser

NextEnergy Capital IM Limited and NextEnergy Capital Limited, both members of the NextEnergy Group, act as Investment Manager to the Company and Investment Adviser to the Investment Manager, respectively. The NextEnergy Group is a leading specialist solar and energy storage investment manager and asset manager focused on the renewable energy sector.

Since it was founded, the NextEnergy Group has provided asset management, technical due diligence and other services to over 2,855 solar power and energy storage assets, totalling an installed capacity in excess of 4.3GW. Its asset management clients include solar funds (in addition to the Company), banks, private equity funds and other specialist investors.



The Company

NextEnergy Solar Fund Limited

Registered Office:

Floor 2

Trafalgar Court

Les Banques

St Peter Port

Guernsey GY1 4LY

Registered no: 57739

LEI: 213800ZPHCBDDSQH5447

Ordinary Share ISIN: GGO0BJ0JVY01

Ordinary Share SEDOL: BJOJVY0

London Stock Exchange Ticker: NESF

Website: nextenergysolarfund.com

Directors

Helen Mahy, Chair

Vic Holmes, Senior Independent Director

Patrick Firth

Josephine Bush

Joanne Peacegood

Paul Le Page (appointed 3 October 2023)

(All non-executive and independent)

Investment Manager

NextEnergy Capital IM Limited

PO Box 656 East Wing

Trafalgar Court

Les Banques

St Peter Port

Guernsey GY1 3PP

Investment Adviser

NextEnergy Capital Limited

75 Grosvenor Street

Mayfair

London W1K 3JS

Asset Manager

WiseEnergy

75 Grosvenor Street

Mayfair

London W1K 3JS

Company Secretary and Administrator

Ocorian Administration (Guernsey) Limited

Floor 2

Trafalgar Court

Les Banques

St Peter Port

Guernsey GY1 4LY

Independent Auditor

KPMG Channel Islands Limited

Gategny Court

Gategny Esplanade

St Peter Port

Guernsey GY1 1WR

Registrar

Link Market Services (Guernsey) Ltd

Mont Crevelt House

Bulwer Avenue

St Sampson

Guernsey GY2 4LH

Legal Advisers

As to UK Law

Stephenson Harwood LLP

1 Finsbury Square

London EC2M 7SH

As to Guernsey Law

Carey Olsen (Guernsey) LLP

PO Box 98

Carey House

Les Banques

St Peter Port

Guernsey GY1 4BZ

Sponsor and Joint Broker

Cavendish Corporate Finance

40 Portland Place,

London W1B 1NB

Joint Broker

RBC Capital Markets Ltd

100 Bishopsgate

London EC2N 4AA

Media and Public Relations Adviser

H/Advisors Maitland

3 Pancras Square

London N1C 4AG

Principal Bankers

Barclays Bank plc

6/8 High Street

St Peter Port

Guernsey GY1 3BE

Important Information

This Factsheet was approved for issue in accordance with section 21 of the Financial Services and Markets Act 2000 by NextEnergy Capital Limited, authorised and regulated by the Financial Conduct Authority (FCA). This document is not and should not be construed as an offer to sell or the solicitation of an offer to purchase or subscribe for any investment. The document is intended for information purposes only and does not constitute investment advice. It is important to remember that past performance is not a guide to future performance. Furthermore, the value of any investment or the income deriving from them may go down as well as up and you may not get back the full amount invested. The target dividends referred to in this document are targets only and not a profit forecast. There can be no assurance that these targets can be met.