

Company Investment Objectives and Policy

The Company seeks to provide a high rate of total return through investment in equities and equity related securities of companies trading in the Asia Pacific region (excluding Japan). The Company seeks to offer a degree of capital preservation through tactical use of derivative instruments.

Above is the Investment Objective of the fund. For details on the fund's Investment Policy please see the KID.

The latest Annual Report includes the investment policy which you should read in conjunction with the KID before investing, these are available on our Schroders website. Relevant risk as associated with this Company are shown overleaf and should be carefully considered before making any investment. Past Performance is not a guide to future performance and may not be repeated. The value of investments and the income from them may go down as well as up and investors may not get back the amounts originally invested. Exchange rate changes may cause the value of investments to fall as well as rise. Performance data does not take into account any commissions and costs, if any, charged when units or shares of any fund, as applicable, are issued and redeemed.

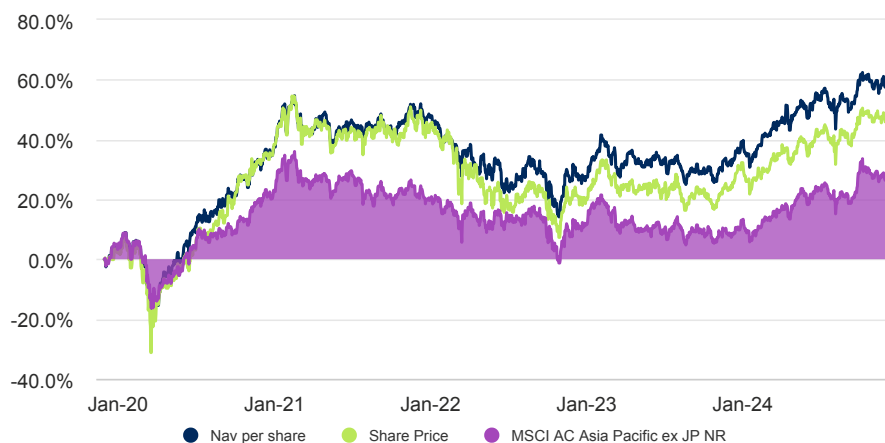
Performance

Performance (%)	YTD	1 month	3 months	6 months
Share Price	10.3	-0.4	2.6	8.5
Net Asset Value	12.6	-0.4	2.9	9.0
Reference Index	11.8	-1.1	3.6	6.9

Performance (%)	1 year	3 years p.a.	5 years p.a.	10 years p.a.
Share Price	17.8	0.4	7.8	11.2
Net Asset Value	19.1	2.3	9.4	11.1
Reference Index	16.1	1.5	4.8	6.8

Discrete yearly performance (%)	Nov 14	Nov 15	Nov 16	Nov 17	Nov 18	Nov 19	Nov 20	Nov 21	Nov 22	Nov 23
	- Nov 15	- Nov 16	- Nov 17	- Nov 18	- Nov 19	- Nov 20	- Nov 21	- Nov 22	- Nov 23	- Nov 24
Share Price	-2.2	35.0	43.0	-2.4	7.5	31.6	9.5	-14.7	0.7	17.8
Net Asset Value	0.3	30.7	31.1	-3.0	9.7	29.1	13.4	-10.2	0.2	19.1
Reference Index	-8.0	30.5	21.3	-3.2	8.0	17.7	2.6	-6.1	-4.0	16.1

Performance over 5 years



Source: Morningstar, net income reinvested, net of ongoing charges and portfolio costs and where applicable, performance fees, in GBP.

Ratings and accreditation



Please refer to the Source and ratings information section for details on the icons shown above.

Company facts

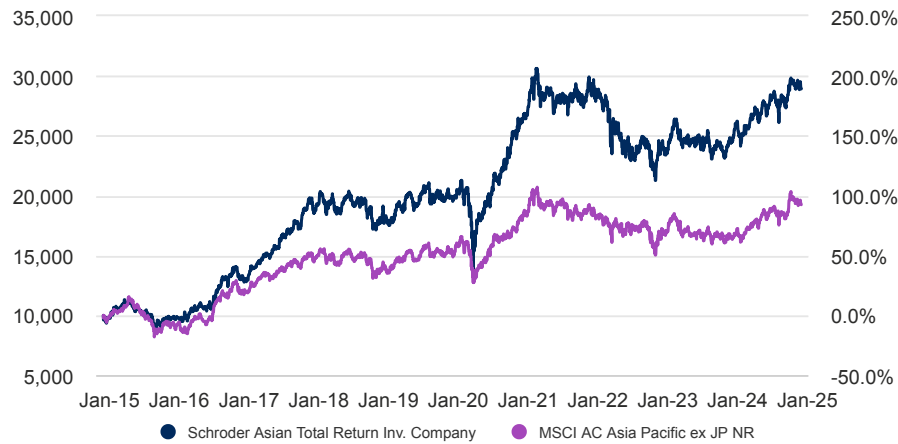
Fund manager	King Fuei Lee Robin Parbrook
Managed company since	15.03.2013 ; 15.03.2013
Alternative Investment Fund Manager	Schroder Unit Trusts Limited
Domicile	United Kingdom
Company launch date	26.11.1987
Company base currency	GBP
NAV (Million)	GBP 476.45
Number of holdings	62
Reference Index	MSCI AC Asia Pacific ex JP NR
Share Price	GBX 473.00
NAV per Share	GBX 507.47
Premium/Discount to NAV	-6.79%
Distribution frequency	Annually
Gearing (%)	8.57
Pay Dates	10.05.2024 - GBX 11.50 11.05.2023 - GBX 11.00 27.05.2022 - GBX 8.50 14.05.2021 - GBX 7.10
Ex-Dates	11.04.2024 ; 06.04.2023 ; 28.04.2022 ; 15.04.2021
Dividend Yield (%)	2.4

Where gearing is shown as negative, this reflects net cash.

Fees & expenses

Performance fee	10% of NAV over a 7% hurdle rate. Sum of management and any performance fee capped at 1.25% of net assets. Only applies if meet or outperform reference index.
Ongoing charge	1.11%

10 year return of GBP 10,000



The chart is for illustrative purposes only and does not reflect an actual return on any investment.

Returns are based on the share price. Share price performance figures are calculated on a mid-market basis in GBP with income reinvested on the ex-dividend date.

Risk considerations

Concentration risk: The Company may be concentrated in a limited number of geographical regions, industry sectors, markets and/or individual positions. This may result in large changes in the value of the company, both up or down.

Counterparty risk: The Company may have contractual agreements with counterparties. If a counterparty is unable to fulfil their obligations, the sum that they owe to the Company may be lost in part or in whole.

Currency risk: If the Company's investments are denominated in currencies different to the currency of the Company's shares, the Company may lose value as a result of movements in foreign exchange rates, otherwise known as currency rates.

Derivatives risk: Derivatives, which are financial instruments deriving their value from an underlying asset, may be used to manage the portfolio efficiently. A derivative may not perform as expected, may create losses greater than the cost of the derivative and may result in losses to the Company. **Emerging markets & frontier risk:** Emerging markets, and especially frontier markets, generally carry greater political, legal, counterparty, operational and liquidity risk than developed markets.

Gearing risk: The Company may borrow money to make further investments, this is known as gearing. Gearing will increase returns if the value of the investments purchased increase by more than the cost of borrowing, or reduce returns if they fail to do so. In falling markets, the whole of the value in such investments could be lost, which would result in losses to the Company.

Liquidity risk: The price of shares in the Company is determined by market supply and demand, and this may be different to the net asset value of the Company. In difficult market conditions, investors may not be able to find a buyer for their shares or may not get back the amount that they originally invested. Certain investments of the Company, in particular the unquoted investments, may be less liquid and more difficult to value. In difficult market conditions, the Company may not be able to sell an investment for full value or at all and this could affect performance of the Company.

Market Risk: The value of investments can go up and down and an investor may not get back the amount initially invested.

Operational risk: Operational processes, including those related to the safekeeping of assets, may fail. This may result in losses to the Company.

Performance risk: Investment objectives express an intended result but there is no guarantee that such a result will be achieved. Depending on market conditions and the macro economic environment, investment objectives may become more difficult to achieve.

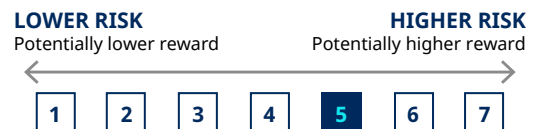
Private Market risk: Valuation of private asset investments is performed less frequently than listed securities and may be performed less frequently than the valuation of the Company itself. In addition, in times of stress it may be difficult to find appropriate prices for these investments and they may be valued on the basis of proxies or estimates. These factors mean that there may be significant changes in the net asset value of the Company which may also affect the price of shares in the Company.

Codes

ISIN	GB0008710799
Bloomberg	ATR LN
SEDOL	0871079
LSE ticker	ATRI

Where gearing is shown as negative, this reflects net cash.

Summary risk indicator (SRI)



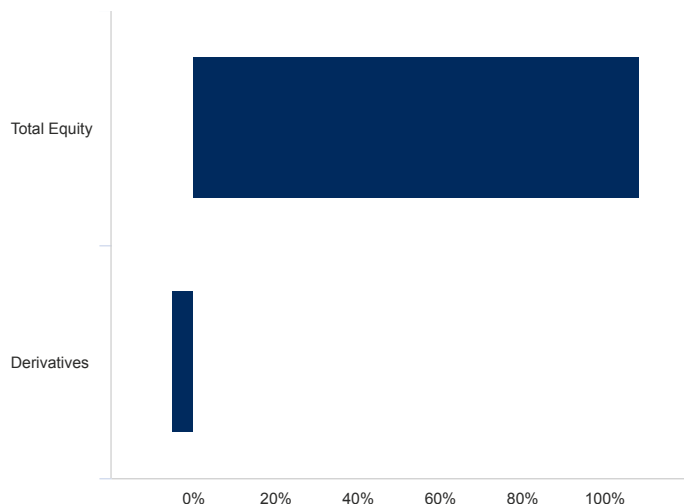
The risk category was calculated using historical performance data (or indicative fund performance during periods of suspension) and may not be a reliable indicator of the fund's future risk profile. The fund's risk category is not guaranteed to remain fixed. Please see the Key Information Document for more information.

Share Price risk: The price of shares in the Company is determined by market supply and demand, and this may be different to the net asset value of the Company. This means the price may be volatile, meaning the price may go up and down to a greater extent in response to changes in demand.

Smaller Companies risk: Smaller companies generally carry greater liquidity risk than larger companies, meaning they are harder to buy and sell, and they may also fluctuate in value to a greater extent.

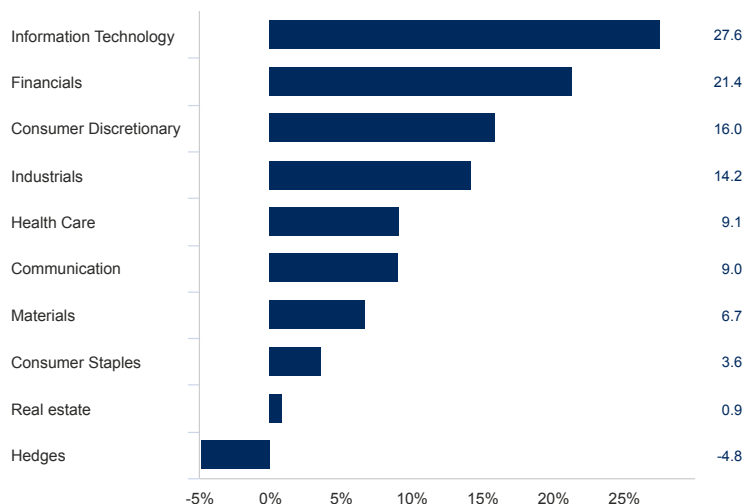
Asset allocation

Asset class (%)



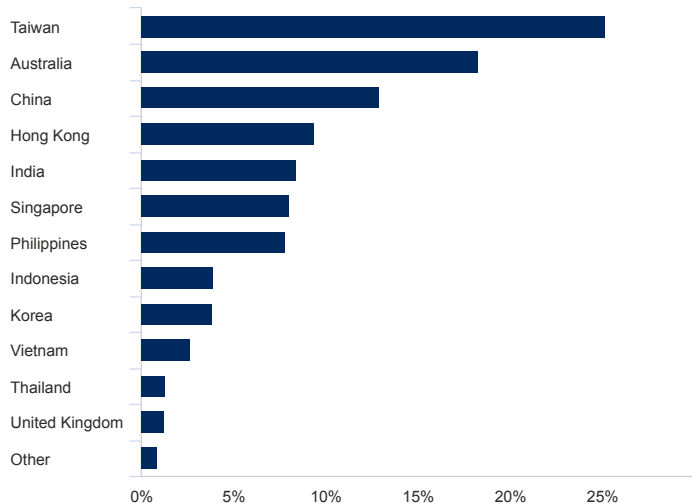
● Company

Sector (%)



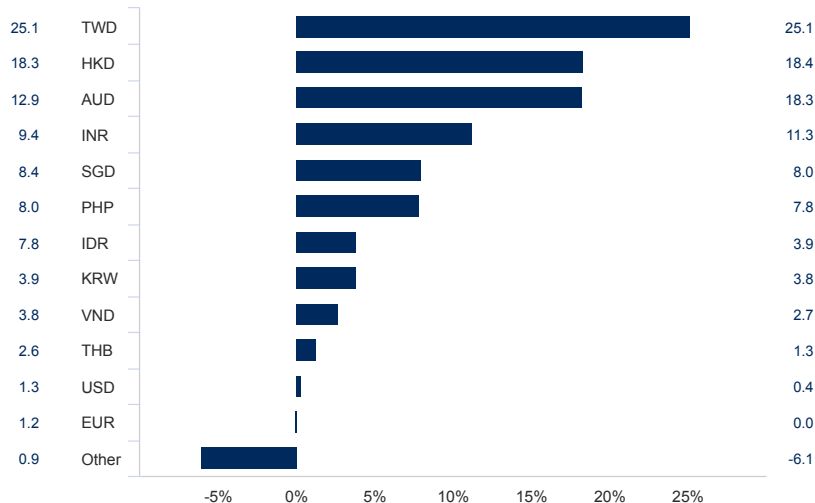
● Company

Geographical breakdown (%)



● Company

Currency (%)



● Company

Top 10 holdings (%)

Holding name	%
TSMC	12.7
Tencent	5.1
DBS Group	3.5
Mediatek	3.2
HDFC Bank	2.9
Bank Mandiri	2.8
AIA	2.7
Samsung Electronics	2.6
ICICI Bank	2.5
Aristocrat Leisure	2.4

Source: Schroders. Top holdings and asset allocation are at company level.

Contact information

Schroder Unit Trusts Limited
1 London Wall Place
London
United Kingdom
EC2Y 5AU
Tel: 0800 182 2399
Fax:

For your security, communications may be recorded or monitored.

Information relating to changes in fund manager, investment objective, benchmark and corporate action information

With effect from 15.03.2013, the Reference Index has been the MSCI AC Asia Pacific ex-Japan Index (sterling adjusted). Prior to that date, it was the MSCI AC Asia ex-Japan Index (sterling adjusted). The full track record of the previous index has been kept and chainlinked to the new one. On 21.09.2016, the company, previously named Asian Total Return Investment Company plc, changed its name to Schroders Asian Total Return Investment Company Plc.

Important information

Costs:

Certain costs associated with your investment in the fund may be incurred in a different currency to that of your investment. These costs may increase or decrease as a result of currency and exchange rate fluctuations.

If a performance fee is applicable to this fund, details of the performance fee model and its computation methodology can be found in the fund's prospectus. This includes a description of the performance fee calculation methodology, the dates on which the performance fee is paid and details of how the performance fee is calculated in relation to the fund's performance fee benchmark, which may differ from the benchmark in the fund's investment objective or investment policy.

For further information regarding the costs and charges associated with your investment, please consult the funds' offering documents and annual report.

General:

The Board has appointed Schroder Unit Trusts Limited as Alternative Investment Fund Manager, and to prepare this Factsheet. This factsheet should not be taken as any indication the Company held any particular investments at any particular date other than the stated date. Nothing in this factsheet should be construed as advice and is therefore not a recommendation to buy or sell shares. If you are interested in this Company you should contact your usual financial adviser before making any investment decision. In addition you can contact one of our Investor Services team on 0800 182 2399 for further information. Please note that Schroders is unable to give you specific investment advice. For investors' security calls to this number may be recorded. The data contained in this document has been sourced by Schroders and should be independently verified before further publication or use. Issued by Schroder Unit Trusts Limited, 1 London Wall Place, London EC2Y 5AU. Registered No: 4191730 England. Authorised and regulated by the Financial Conduct Authority. Nothing in this factsheet should be construed as advice and is therefore not a recommendation to buy or sell shares. If you are interested in this fund you should contact your usual financial adviser before making any investment decision. Please note that Schroders is unable to give you specific investment advice. For investors' security calls to this number may be recorded. Subscriptions for company shares can only be made on the basis of its latest Key Investor Document and Accounts, together with the latest audited annual report (and subsequent unaudited semi-annual report), copies are available in English and can be obtained, free of charge, from Schroder Investment Management Limited.

Morningstar Rating: © Morningstar 2024. All Rights Reserved. The information contained herein: (1) is proprietary to Morningstar and/or its content providers; (2) may not be copied or distributed; and (3) is not warranted to be accurate, complete or timely. Neither Morningstar nor its content providers are responsible for any damages or losses arising from any use of this information. Past performance is no guarantee of future results.