

LEGAL & GENERAL GROWTH TRUST.

FUND FACTS

| Product(s) | Unit Trust/ISA |
|---|-----------------|
| Launch date | 1 November 2000 |
| Class launch date | 1 November 2007 |
| Fund size | £187.9 million |
| Number of holdings | 25 |
| Initial charge | 0.00% |
| Ongoing Charge | 0.93% |
| Performance fee | No |
| Historic yield (net of charges and tax) | 0.90% |

USING THIS FUND FACTSHEET

When you invest in a unit trust or NISA, your money buys units in one or more funds. These funds pool together money from other investors and a fund manager uses this money to invest in a number of different investments. This **Fund Factsheet** gives you detailed information about a particular fund to help you decide if it's right for you.

If you're not sure what a word in the **Fund Factsheet** means, please turn to the glossary on page 4 or speak to a financial adviser.

FUND MANAGEMENT COMPANY

LEGAL & GENERAL

This is basic background information about the company whose fund manager selects the investments that make up the fund.

Legal & General Investment Management (LGIM) is one of Europe's largest institutional asset managers and a major global investor. Throughout the past 40 years they have built their business through understanding what matters most to their clients and transforming this insight into valuable, accessible investment products and solutions. They provide investment expertise across a full spectrum of asset classes including equities, fixed income, commercial property and cash.

FUND MANAGER

GAVIN LAUNDER

The fund manager is professionally qualified to manage funds. It's their job to seek out the best investment opportunities, based on the fund's aim. They often have access to a team of experts to help them decide where to invest.



Gavin joined LGIM in 2007 and is a Fund Manager within the High Alpha team for Europe ex-UK portfolios. He joined LGIM from BlueBay Asset Management where he was a Global Equities Analyst. Gavin spent the majority of his buy-side career as a Portfolio Manager with UBS O'Connor. Prior to this, he was a top-rated, sell-side analyst covering the Autos, Capital Goods and Conglomerates sectors at investment banks including SG Warburg (now part of UBS) and Goldman Sachs.

Gavin holds a degree in Philosophy and Economics from University College, London.

FUND OBJECTIVE

This is a general description of what the fund aims to achieve, as stated by the fund management company. For a detailed description of what the fund invests in, please see the fund characteristics on page 2.

The objective of this fund is to provide growth. The fund will typically invest between 80% and 100% in company shares from the UK. The fund will invest in shares of companies which, in the manager's view, have strong growth prospects. The fund may use derivatives to reduce risk or cost, or to generate additional capital or income with no, or an acceptably low, level of risk. The fund may also invest in cash or deposits.

IA SECTOR

IA UK ALL COMPANIES

This is the IA sector the fund falls into. IA sectors are defined by The Investment Association (IA). The sectors are a way of grouping funds with similar characteristics, so they're easier to compare.

Funds which invest at least 80% of their assets in UK equities which have a primary objective of achieving capital growth.

FUND CHARACTERISTICS

This fund is overseen by an experienced fund manager who makes informed decisions on where to invest your money. The fund manager constantly monitors companies, economic conditions and markets to select and change a portfolio of investments that offers the best opportunities to meet the fund’s aim.

The fund generally invests in the following:

Equities. To provide the potential for overall returns the fund invests in equities, also known as company shares. This is achieved by receiving a share of companies’ profits as dividends, and benefiting from increases in share prices. Equities generally have a higher potential for returns than other investments, which also means a higher risk of loss especially in the short term. It’s worth noting that if the shares in the companies chosen perform worse than expected or a major event impacts the shares, the returns on your investment could fall.

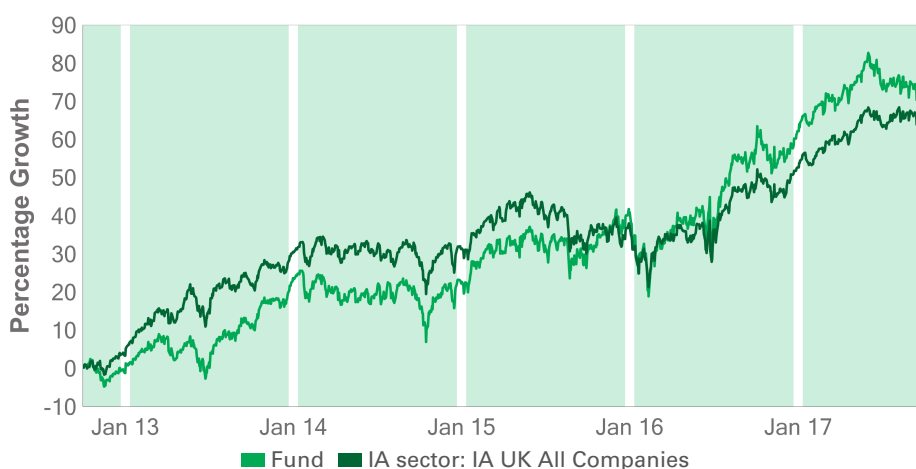
Some specific characteristics of the assets held in this fund include:

Concentration of investments. The fund invests in a limited number of individual holdings, rather than spread across a broad range of holdings. The more concentrated portfolio means the fund manager hand-picks holdings they’re confident will perform well, to try to offer higher returns. As with any investment, the fund manager cannot guarantee these holdings will perform well and because there are fewer holdings, a fall in the value of an individual holding can have a major impact on the overall performance of the fund. Therefore there’s a higher risk of the returns of your investment falling.

FUND PERFORMANCE AS AT 30 SEPTEMBER 2017

The graph opposite shows how the fund has performed over the last five years (or since the fund launched) compared with the fund’s IA sector average. The first table shows the total percentage change, over one, three and five years. The second table shows performance for 12-month periods over the last five years, to the end of the last quarter.

NOTES: Please bear in mind that past performance is not a guide to future returns. The value of your investment and any income taken from it is not guaranteed and may go up and down. You could get back less than you invest.



The performance provided for the fund is:

- Is after all fund charges have been taken, excluding the initial charge, and
- assumes all income generated by the investments, after deduction of tax, remains in the fund.

Also:

- The sector values are based on the selling price of units or shares published by all the funds in that IA sector.

| | 1 year | 3 years | 5 years |
|------------------|--------|---------|---------|
| Fund | 12.29 | 48.20 | 76.80 |
| IA sector | 13.84 | 29.65 | 68.43 |

ANNUAL FUND PERFORMANCE TO LAST QUARTER (%)

| 12 months to | 30 Sep 13 | 30 Sep 14 | 30 Sep 15 | 30 Sep 16 | 30 Sep 17 |
|------------------|-----------|-----------|-----------|-----------|-----------|
| Fund | 11.41 | 7.08 | 8.07 | 22.12 | 12.29 |
| IA sector | 22.64 | 5.94 | 1.70 | 11.98 | 13.84 |

Performance data source: Lipper. I distribution unit class.


FUND IDENTIFIERS

These are unique codes used to identify a fund. You may find these codes useful if you intend to use financial websites to look up this fund.

| | | |
|-------------------|--------------|--------------|
| ISIN code | Accumulation | GB00B28PVN01 |
| | Income | GB00B28PWL51 |
| SEDOL code | Accumulation | B28PVN0 |
| | Income | B28PWL5 |
| MEX code | Accumulation | LGGTAI |
| | Income | LGGTDI |

REGIONS BREAKDOWN AND ALL BELOW INFORMATION AS AT 30 SEPTEMBER 2017


Where in the world the fund currently invests.



UK 100.00%

COUNTRY BREAKDOWN

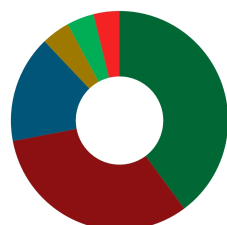
The countries in which the fund currently invests.



United Kingdom 100.00%

EQUITIES SECTOR BREAKDOWN

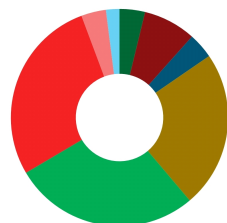
The type of industries and services the fund currently invests.



| | | | |
|-------------------|--------|-------------|-------|
| Consumer services | 39.83% | Financials | 4.22% |
| Industrials | 32.17% | Technology | 4.05% |
| Consumer goods | 15.87% | Health care | 3.86% |

EQUITIES MARKET CAPITALISATION

The size of the companies the fund currently invests in.



| | | | |
|---------------------|--------|------------------------|--------|
| > £50BN | 3.79% | > £3BN and < £5BN | 27.69% |
| > £20BN and < £50BN | 7.83% | > £1BN and < £3BN | 27.79% |
| > £10BN and < £20BN | 3.80% | Unknown market capital | 3.69% |
| > £5BN and < £10BN | 23.40% | Cash and equivalents | 2.01% |

TOP 10 HOLDINGS

The highest valued single holdings in the fund.

| Holding | Sector | % |
|-------------------------------------|------------------------------|---------------|
| Aggreko | Support Services | 4.15% |
| TP ICAP | Financial Services | 4.15% |
| B&M European Value Retail | General Retailers | 4.11% |
| Ocado Group | Food & Drug Retailers | 4.07% |
| Auto Trader Group | Media | 4.02% |
| Rentokil Initial | Support Services | 4.02% |
| Cineworld Group | Travel & Leisure | 4.01% |
| DCC | Support Services | 3.99% |
| Sage Group | Software & Computer Services | 3.98% |
| ASOS | General Retailers | 3.97% |
| Percentage of fund in top 10 | | 40.47% |

GLOSSARY

Explanations of some of the words used in this Fund Factsheet.

| | |
|-----------------------------|--|
| Cash and equivalents | Some funds keep part of your money in cash to add flexibility and aid stability. This includes bank deposits and other investments that can be easily converted into cash. |
| Fund characteristics | Specific characteristics unique to the type of investments this fund may hold, which may affect your investment return. |
| Fund size | The total value of all investments held in the fund. |
| Historic yield | The historic yield reflects the income payments declared over the past 12 months as a percentage of your investment. It does not include any initial charge and you may be subject to tax on your income payments. |
| Initial charge | The initial charge is a percentage you'll pay each time you make an investment in certain funds or unit classes. |
| Launch date | The date the fund opened for new business. |
| Lipper | A Thomson Reuters company that supplies fund information, analytical tools, and commentary. We use Lipper to provide past performance data on our fund factsheets. |
| Ongoing Charge | Shows the European Union standard disclosure of annual costs of a unit trust or OEIC, which includes the Annual Management Charge and any additional costs for managing the fund. |
| Performance fee | A performance fee is charged to a fund if it performs better than a pre-agreed target. If it applies, your adviser can give you more information or further details are available on request. |



WHAT TO DO NEXT

If you have any questions on this fund, please speak with a financial adviser.

IMPORTANT INFORMATION

Fund size is based on mid price.

Please note that there may be small differences in the asset class classification between this factsheet and those provided by third parties for the same fund. This is because different entities can employ different criteria to classify securities.

Source: Legal & General Group PLC unless otherwise stated.

Legal & General (Unit Trust Managers) Limited. Registered in England and Wales No.1009418. Registered office: One Coleman Street, London EC2R 5AA. Authorised and regulated by the Financial Conduct Authority. We are members of The Investment Association.

www.legalandgeneral.com

Factsheet produced by FundsLibrary.