

CQS NEW CITY

HIGH YIELD FUND LIMITED

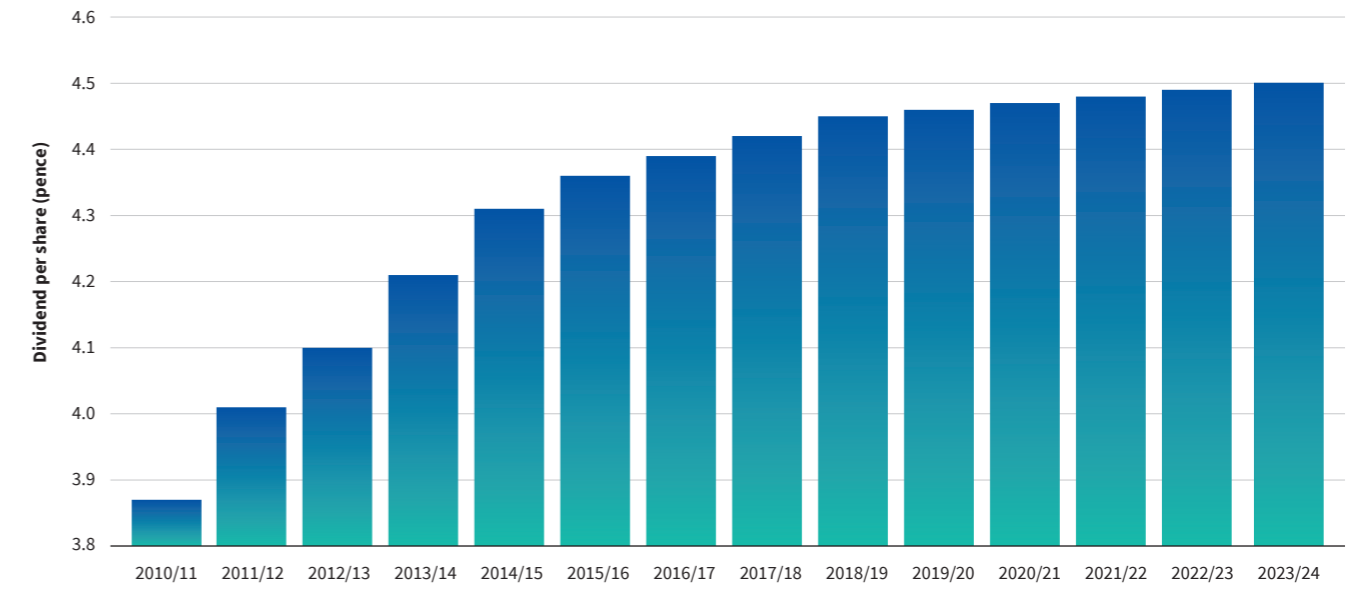
Annual Report
& Financial Statements

30 June 2024

Purpose and Strategy

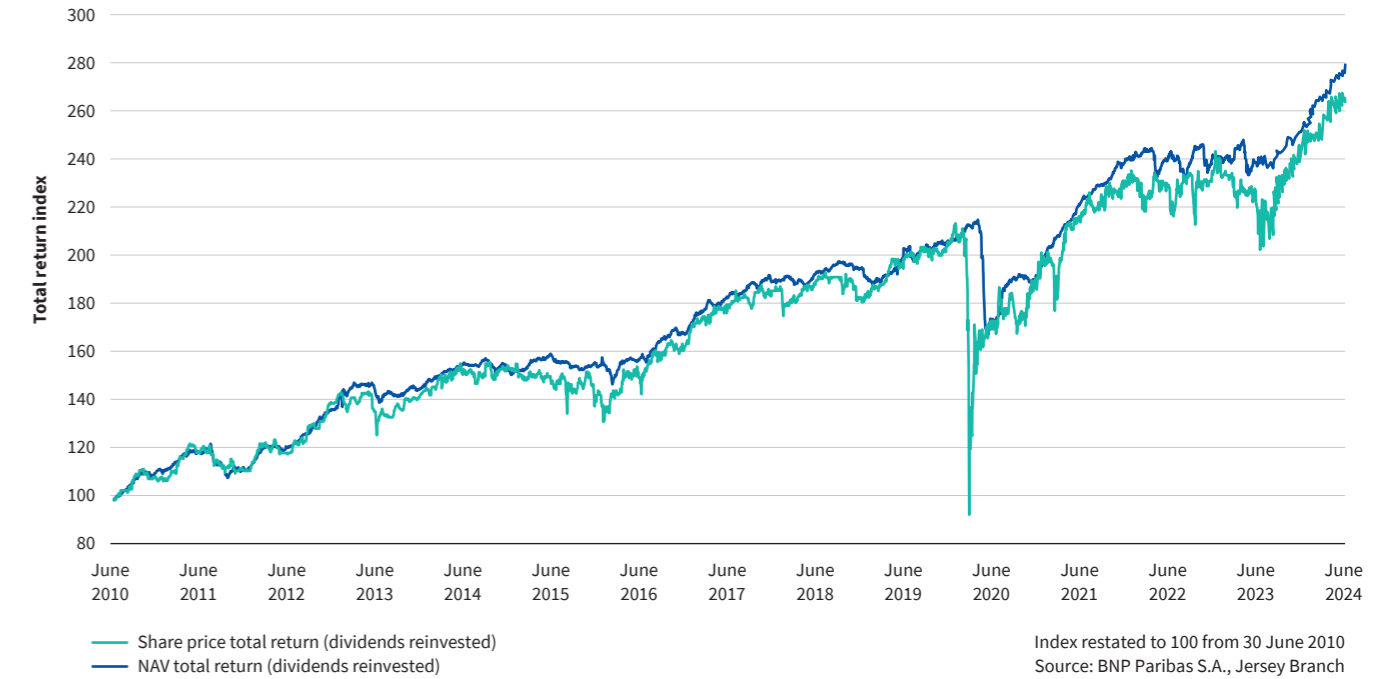
The purpose of CQS New City High Yield Fund Limited (the “Company”) is to provide Shareholders with a high gross dividend yield and the potential for capital growth by mainly investing in high yielding fixed interest securities. To achieve this, the strategy of the Company is to follow the investment policy outlined on page 27 of this report and to utilise the benefits of being a closed-ended investment vehicle.

Dividends declared in respect of each financial year



Source: Bloomberg

NAV total return and share price total return



Index restated to 100 from 30 June 2010
Source: BNP Paribas S.A., Jersey Branch
Bloomberg and Morningstar



Contents

FINANCIAL HIGHLIGHTS

6 Financial Highlights

STRATEGIC REPORT

10 Statement from the Chair

14 Investment Manager's Review

16 Classification of Investment Portfolio

17 Investment Portfolio

19 Ten Largest Holdings

20 Principal Risks and Uncertainties
and Risk Mitigation

25 Stakeholders – Section 172 Statement
and Principal Decisions

27 Strategic Review

DIRECTORS' REPORTS AND GOVERNANCE REPORTS

34 Statement of Directors' Responsibilities in respect
of the Annual Report and Financial Statements

36 Board of Directors and Investment Manager

39 Directors' Report

41 The Board and Committees

44 Statement of Compliance with the AIC Code

45 Environmental, Social and
Governance ("ESG") Statement

46 Report of the Audit and Risk Committee

49 Directors' Remuneration Report

INDEPENDENT AUDITOR'S REPORT

52 Independent Auditor's Report to the members
of CQS New City High Yield Fund Limited

FINANCIAL STATEMENTS

62 Statement of Comprehensive Income

63 Statement of Financial Position

64 Statement of Changes in Equity

65 Cash Flow Statement

66 Notes to the Financial Statements

SUPPLEMENTAL INFORMATION AND ANNUAL GENERAL MEETING

90 Glossary of Terms and Definitions

91 Alternative Performance Measures

95 Explanation of Annual General Meeting Resolutions

98 Notice of Annual General Meeting

101 Report of the Investment Manager Relating to
Matters under the Alternative Investment Fund
Managers' Directive (unaudited)

IBC Corporate Information

Financial Highlights

Financial Highlights

NAV and share price total return ²	12 months to 30 June 2024	12 months to 30 June 2023
NAV ¹	19.07%	2.04%
Ordinary share price	22.73%	(0.68)%

Capital values	As at 30 June 2024	As at 30 June 2023	% change
Total assets less current liabilities (with the exception of the bank loan facility)	£308.5m	£275.4m	12.02%
NAV per ordinary share ¹	49.59p	45.83p	8.20%
Share price (bid) ³	52.20p	46.60p	12.02%

Revenue and dividends	12 months to 30 June 2024	12 months to 30 June 2023	% change
Revenue earnings per ordinary share ²	4.50p	4.51p	(0.22)%
Annual dividends per ordinary share ²	4.50p	4.49p	0.22%
Dividend cover ²	1.00x	1.00x	
Revenue reserve per ordinary share (after recognition of annual dividends) ²	2.93p	3.05p	
Ongoing charges ratio ²	1.18%	1.16%	
	As at 30 June 2024	As at 30 June 2023	
Dividend yield ²	8.62%	9.64%	
Premium ²	5.26%	1.68%	
Gearing ²	8.28%	11.81%	

Dividend history	Rate	xd date	Record date	Payment date
First interim 2024	1.00p	26 October 2023	27 October 2023	30 November 2023
Second interim 2024	1.00p	25 January 2024	26 January 2024	28 February 2024
Third interim 2024	1.00p	2 May 2024	3 May 2024	31 May 2024
Fourth interim 2024	1.50p	1 August 2024	2 August 2024	30 August 2024
Annual dividend per ordinary share	4.50p			

First interim 2023	1.00p	27 October 2022	28 October 2022	25 November 2022
Second interim 2023	1.00p	26 January 2023	27 January 2023	28 February 2023
Third interim 2023	1.00p	27 April 2023	28 April 2023	26 May 2023
Fourth interim 2023	1.49p	27 July 2023	28 July 2023	31 August 2023
Annual dividend per ordinary share	4.49p			

¹ The definition of the terms used can be found in the glossary on page 90.

² A description of the Alternative Performance Measures ("APMs") used above and information on how they are calculated can be found on pages 91 to 94

³ Source: Bloomberg

Strategic Report

Statement from the Chair

Caroline Hitch
Chair



Key Points

NAV total return of **19.07%** for the year ended 30 June 2024

Ordinary share price total return of **22.73%** for the year ended 30 June 2024

Dividend yield of **8.62%**, based on dividends at an annualised rate of **4.50 pence** and a share price of **52.20 pence** as at 30 June 2024

Ordinary share price at a premium of **5.26%** as at 30 June 2024

£13,480,000 of equity issued during the year ended 30 June 2024

Dividend cover of **1.00x** for the year ended 30 June 2024

Investment and share price performance

The NAV total return of the Company for this financial period was an impressive 19.07% - an excellent result I believe. The share price enjoyed an even better year with a total return of 22.73%, resulting in an increase in the share price premium over the NAV. Many investment trusts continue to be negatively impacted by the current high interest rate environment and your Company is one of a handful that trades at a premium to their NAV and has done so for most of the year. The Company's shares closed the year on a premium of 5.26% and ongoing demand allowed us to continue issuing shares (see below), again something of a current rarity in the investment trust sector. The Company's longer-term performance remains strong.

Stock markets were higher over the financial year as markets shrugged off geo-political worries arising from the conflicts in Ukraine and Israel/Gaza and, with inflation continuing to ease, focused on potential interest rate cuts. Major central banks have been fairly cautious and earlier expectations of interest rate cuts have faded as core wage inflation remains stubborn. In the UK for example, the 10-year gilt yield came down sharply from its August 2023 highs, reaching 3.50% at the end of December 2023 but has since risen to 4.10% as at 30 June 2024. This does suggest interest rate cuts in the second half of 2024 and we have indeed recently seen a reduction of 0.25% in the Bank of England base rate in July 2024. The Company's portfolio performed well in this environment with no major setbacks and several corporate actions which helped the overall return. Ian "Franco" Francis, your investment manager, gives more detail in his review on pages 14 to 15.

Earnings and dividends

I am pleased to report that revenue earnings remain strong and were 4.50 pence per ordinary share for the year to 30 June 2024 (4.51 pence for the same period in 2023). Receipts were stable over the year and we have continued to receive repayment of previous arrears by securities in the portfolio. The Board decided to increase this year's dividend, albeit marginally, maintaining the Company's record of annual dividend increases which has been unbroken since 2007. The Company declared three interim dividends of 1.00 pence in respect of the period and one interim dividend of 1.50 pence since the year end. The aggregate payment of 4.50 pence per ordinary

share represents a 0.22% increase on the 4.49 pence paid last year and is covered almost exactly by revenue earnings.

As things stand, the Board intends to follow the same pattern of dividend payments in the 2024/2025 financial year as declared in the last and maintain or slightly increase the total level of dividends. Based on an annual rate of 4.50 pence and a share price of 51.80 pence at the time of writing, this represents an attractive dividend yield of 8.69%. As I stress in every report, the Board pays great attention to dividend payments as we understand how much shareholders value this aspect of the Company.

Gearing

The Company has a £45,000,000 loan facility with Scotiabank which is due to expire in December 2024. Out of this facility, £35,000,000 was drawn down as at 30 June 2024 and at the time of writing the Company has an effective gearing rate of 12.40%. At present, we believe that Shareholders will benefit from a modest but meaningful amount of gearing (a notable advantage of closed-ended funds compared to open-ended) and expect to maintain approximately this level of gearing during the next financial year. The Company expects that it will refinance its loan facility on similar terms later in the year.

Share issuance

Taking advantage of the premium rating that the market continued to attach to the Company's shares, £13,480,000 was raised from new and existing shareholders during the financial year, with 26,850,000 ordinary shares issued from the block listing facility. Shares were only issued when the Investment Manager was confident he could invest the additional funds favourably. As well as a modest benefit to the NAV from any issue of shares, the Board believes that over time, existing Shareholders will benefit from lower ongoing charges and greater liquidity in the Company's shares, all other things being equal.

Environmental, Social and Governance ("ESG") statement and Task Force on Climate-related Financial Disclosure ("TCFD") reporting

The Board's intention is to invest responsibly and to consider the Company's broader impact on society and the environment. We believe the integration of ESG factors in the investment process is consistent with

delivering sustainable attractive returns for Shareholders through deeper, more informed investment decisions. During the year, the Board met with the Investment Manager's ESG specialists to discuss the approach and processes adopted. The Board has reviewed and agreed the responsible investment approach adopted by CQS (UK) LLP. Further details can be found on the Company's website (<https://ncim.co.uk/wp/wp-content/uploads/2023/09/CQS-New-City-High-Yield-ESG-Statement-September-2023.pdf>).

This is the first year in which the Investment Manager is required to publish a product-level TCFD report for your Company under Financial Conduct Authority ("FCA") rules. A climate related financial disclosure report is available on the Company's website, under the following link: (https://ncim.co.uk/wp/wp-content/uploads/2024/06/CQS-New-City-High-Yield-Fund-Limited_TCFD_20231231_R-105385.pdf)

Investment Management Company

In October 2023, CQS (UK) LLP, your Company's Investment Manager, advised that it was being acquired by Manulife Investment Management, a major asset manager and insurer headquartered in Canada. This transaction completed in April 2024. This has not had a discernible impact on your Company to date and is not expected to do so going forward.

The Board will continue to request and monitor information on any changes that may occur. The Investment Manager is now trading as Manulife | CQS Investment Management but at present the name of your Company is not expected to change.

Your Board

The Company has benefited from a stable Board of Directors over recent years but in accordance with good corporate governance standards, we understand the need to refresh the Board at appropriate intervals. Duncan Baxter, who is the Senior Independent Non-Executive Director and Chair of the Management Engagement Committee, has been a Director since July 2015 and has indicated that he will step down at the Annual General Meeting ("AGM") in December this year. We will very much miss Duncan's expertise and thank him for his valuable contribution to the Company. We have begun the process of recruiting a suitable replacement and will update Shareholders when we can.

Statement from the Chair

Continued

Articles of Association (Articles)

The Board is recommending that the Company adopt new Articles of Association (the “New Articles”). The proposed changes in the New Articles are driven by a desire to modernise the Company’s Articles of Association in line with developments in market and industry practice, good corporate governance and to enable the Company to promote efficient, cost effective and modern methods of engagement with Shareholders. Special Resolution 13 is included in the AGM notice and a description of the proposed amendments being introduced in the New Articles is set out on pages 96 to 97.

Outlook

Will the next financial year be as rewarding as this past one? As your Investment Manager is forecasting declining interest rates, albeit at a steady pace, and the global economic outlook appears reasonably good,

the Board is expecting healthy performance from your Company. A critical factor, as always, is the dividends the Company pays and not only do the projections for the revenue account look positive, but also the Company has comfortable revenue reserves which could be drawn on.

The Board therefore expects the Company to maintain the distribution of attractive dividends. Avoiding ‘blow ups’ is a key success factor when investing in high yield bonds and the Board has confidence in the Manulife | CQS team of credit analysts to continue monitoring the quality of the bonds your Investment Manager selects and holds in the underlying portfolio.

**Caroline Hitch
Chair**

27 September 2024



I am pleased to report that revenue earnings remain strong and were 4.50 pence per ordinary share for the year to 30 June 2024 (4.51 pence for the same period in 2023). Receipts were stable over the year and we have continued to receive repayment of previous arrears by securities in the portfolio.

Caroline Hitch
Chair



Investment Manager's Review

Ian “Franco” Francis
New City Investment Managers



Introduction

Our central thesis that stubborn inflation will mean higher interest rates will be in place for longer than market commentators in 2023 were predicting has been very much evident over the course of our last financial year to 30 June 2024. For your Company, the prevailing higher interest rates have meant that we have seen good opportunities to find quality investments in stocks and sectors that have previously been too difficult to invest in as yields have been lower. In addition, the economic backdrop has improved, albeit marginally, which has helped market confidence and assisted the fixed interest markets. We have thankfully not seen any shocks in the portfolio from either a capital or revenue perspective and returns have been good across both metrics in the portfolio. More details of that are in the portfolio review below. The Company raised new monies this year as we issued shares at a premium. Proceeds have been invested into a wide and diverse range of sectors and stocks. The overall NAV total return for the 12 months to 30 June 2024 was a very positive one at 19.07%.

Market and economic review

When I wrote the market review for the interim report six months ago, I noted that a lot was going on which might impact markets, but the net result was probably less negative for Western economies than in previous years. That theme seems to have continued over the last six months with political news and widespread upheavals everywhere; meanwhile the economic news has continued to improve with recessions seemingly avoided and interest rates starting to reduce in the UK and Europe with hopefully more to follow. Inflation remains as a major concern for central banks and the unending game of “whack-a-mole” keeps popping up, be it wage inflation or unexpected cost pressures causing an issue.

Bond markets in general had a good year with the average investment rated fixed interest return being around the plus 10% mark, admittedly with most of that occurring in the first six months of our financial year. At the end of 2023, UK 10-year gilts were anticipating earlier interest rate cuts and fell to 3.50% but then have risen over the last six months to 4.20% as markets have worried that the Bank of England will be slow to reduce rates.

In the US, although the economy has seen growth across both the service and manufacturing sectors, sticky wage inflation has caused the US Federal Reserve to resist reducing rates there. Europe has seen weak manufacturing output which has caused the European Central Bank to recently cut their key interest rates by 0.25% in the hope of stimulating growth.

Portfolio and revenue review

We saw two of our larger positions being acquired during the course of our financial year. Our Virgin Money FRN position is in the process of being acquired by the Nationwide Building Society and our holding of Co-operative Bank FRN is also being acquired by the Coventry Building Society. Over our financial year, both positions have seen their bond prices increase by around 20.00% as a result and we await to see whether the terms will be amended as we go forward. We have also seen a good capital re-rating from the AT1 positions we have held in other financial institutions such as Barclays and Lloyds - these have increased by around 10% over the year as confidence has returned to the banking sector. In the equity portion of the portfolio we sold our position in Euronav at a healthy profit in the latter part of 2023 and re-invested the proceeds into another shipping company called Frontline which has generated good returns to date.

The Company still has a meaningful exposure to the US dollar with 15.73% of the portfolio investment in that currency and a further 13.87% in the Euro and other ‘non-sterling’ currencies.

New entries into the top 10 this year are Frontline plc which is a world leader in shipping natural resources, TVL Finance, which is part of the Travelodge hotel group and we have been buying the 10.25% 2028 and finally RL Finance FRN is the financing company for the Royal London Mutual Insurance Society. The Co-op Bank Holdco position was rolled over into a new bond during the year.

For the year to 30 June 2024, the revenue account earnings were 4.50 pence compared to 4.51 pence for the same period last year. Earnings per share were stable during the year with no negative surprises and we continued to receive repayment of historic arrears from the REA preference shares we hold. The current balance of revenue reserves provides a good level of comfort and in our regular discussions with Shareholders, revenue and dividends are topics of crucial importance and the ability of any portfolio company to pay its coupon or expected dividend is one of the major indicators we follow.

Outlook

For the UK economy a lot will depend on how painful the first Labour budget will be and how this impacts investors and the knock on to markets. Nevertheless, we do expect another interest cut in the UK before the end of 2024. The inflation outlook is positive for now, but the public sector inflation busting pay rises given in the early days of the new government may come home to roost in future pay rounds. The presidential elections in the USA look to be a close run thing at time of writing and will have an effect on the world's largest economy. The geopolitics of the wars in Ukraine and Gaza show no signs of de-escalating, and the recent attacks by Houthi rebels on tankers in the Red Sea threaten not just economic but major environmental disaster too. We expect to see a resumption of high yield and financial issuance in the end of the third and beginning of the fourth quarter of 2024.

Ian “Franco” Francis
New City Investment Managers

27 September 2024

Classification of Investment Portfolio

As at 30 June 2024

By currency	2024 Total investments %	2023 Total investments %
Sterling	70.40	67.12
US dollar	15.73	19.09
Euro	11.76	11.59
Swedish krona	1.02	1.69
Norwegian krone	1.02	0.35
Canadian dollar	0.07	0.09
Australian dollar	-	0.07
Total investments	100.00	100.00

By asset class	2024 Total investments %	2023 Total investments %
Fixed income securities ¹	83.23	82.80
Equity shares ²	16.77	17.20
Total investments	100.00	100.00

¹ Fixed income securities include fixed and floating rate securities, convertible securities and preference shares.

² Equity shares include investment funds.

Classification of Investment Portfolio by Sector

As at 30 June 2024

	2024 Total investments %	2023 Total investments %
Financials	43.43	44.21
Energy	17.29	21.47
Consumer discretionary	14.70	6.98
Industrials	10.42	6.50
Consumer staples	5.47	9.55
Information technology	3.93	6.22
Communication services	2.27	-
Real estate	1.79	3.17
Materials	0.70	1.90
Total investments	100.00	100.00

Investment Portfolio

As at 30 June 2024

Company	Sector	Valuation £'000	Total investments %
Co-op Bank Holdco 23-22/05/2034 FRN	Financials	14,505	4.84
Galaxy Finco Ltd 9.25% 19-31/07/2027	Financials	13,463	4.49
Shawbrook Group 22-08/06/2171 FRN	Financials	13,378	4.47
Virgin Money 22-08/12/2170 FRN	Financials	12,964	4.33
RL Finance No6 23-25/11/2171 FRN	Financials	11,241	3.75
Aggregated Micro 8% 16-17/10/2036	Energy	10,366	3.46
Frontline Plc ¹	Energy	10,048	3.35
TVL Finance 10.25% 23-28/04/2028	Consumer discretionary	9,379	3.13
Barclays Plc 22-15/12/2170 FRN	Financials	9,199	3.07
Stonegate Pub 8.25% 20-31/07/2025	Consumer discretionary	8,923	2.99
Top ten investments		113,466	37.88
REA Finance 8.75% 15-31/08/2025	Consumer staples	8,526	2.85
Mangrove Luxco 7.775% 19-09/10/2025	Industrials	8,342	2.79
Inspired Enterta 7.875% 21-01/06/2026	Information technology	7,097	2.37
Just Group Plc 8.125% 19-26/10/2029	Financials	6,896	2.30
Azerion Group 23-02/10/2026 FRN	Communication services	6,813	2.27
Pinnacle Bidco P 10% 23-11/10/2028	Consumer discretionary	6,356	2.12
Summer BC Holdco 9.25% 19-31/10/2027	Industrials	5,261	1.76
Nextenergy Solar Fund Ltd	Energy	5,022	1.68
Transocean Inc 11.5% 20-30/01/2027	Energy	4,894	1.63
Lloyds Banking 14-29/12/2049 FRN	Financials	4,772	1.59
Top twenty investments		177,445	59.24
Diversified Energy Co Plc	Energy	4,754	1.59
MFG/MRH Motfue TL B5 1l T/L 21/06/2025	Consumer discretionary	4,497	1.50
M&G Plc	Financials	4,488	1.50
Virgin Money 23-08/06/2172 FRN	Financials	4,478	1.50
Ithaca Energy N 9% 21-15/07/2026	Energy	4,405	1.47
Garfunkelux Hold 7.75% 20-01/11/2025	Financials	4,266	1.42
Arrow Bidco Llc 10.75% 23-15/06/2025	Consumer discretionary	4,260	1.42
REA Holdings Plc – PREF	Consumer staples	4,186	1.40
Phoenix Group Holdings Plc	Financials	4,172	1.39
Enquest Plc 11.625% 22-01/11/2027	Energy	4,018	1.34
Top thirty investments		220,969	73.77
Booster Preciso 22-28/11/2026 SR	Industrials	3,578	1.19
Stonegate Pub 8% 20-13/07/2025	Consumer discretionary	3,544	1.18
Bidco Rely 23-12/05/2026 FRN	Industrials	3,473	1.16
OSB Group 23-07/09/2028 FRN	Financials	3,200	1.07
3T Global 11.25% 24-22/05/2028	Consumer discretionary	3,188	1.06
Barclays Plc 23-15/06/2171 FRN	Financials	3,100	1.03
Welltec Intl 8.25% 21-15/10/2026	Energy	2,902	0.97
VPC Specialty Lending Invest	Financials	2,848	0.95
Doric Nimrod Air Three Ltd	Industrials	2,684	0.90
Channel Island Property Fund	Real estate	2,550	0.86

Investment Portfolio

As at 30 June 2024

Continued

Top forty investments		252,036	84.14
Coventry BDG SOC 24-11/12/2172 FRN	Financials	2,514	0.84
RM Infrastructure Income Plc	Financials	2,470	0.82
Albion Financing 8.75% 21-15/04/2027	Industrials	2,464	0.82
Quilter Plc 23-18/04/2033 FRN	Financials	2,358	0.79
Tufton Oceanic Assets Ltd	Industrials	2,332	0.78
Gaming Innovation 23-18/12/2026 FRN	Information technology	2,199	0.73
Skill Bidco APS 23-02/03/2028 FRN	Industrials	2,023	0.68
Greenfood AB 21-04/11/2025 FRN	Consumer staples	1,925	0.64
Coburn Resources 12% 21-20/03/2026	Materials	1,830	0.61
Deutsche Bank AG 14-30/05/2049 FRN	Financials	1,699	0.58
Top fifty investments		273,850	91.43
Bluewater Hold 12% 22-10/11/2026	Energy	1,504	0.50
MFG/MRH Motfue TL B6 1L GBP	Consumer discretionary	1,500	0.50
UTB Partners Plc 12.95% 23-31/03/2034	Financials	1,485	0.50
Kent Global Plc 10% 21-28/06/2026	Energy	1,475	0.49
NewRiver REIT Plc	Real estate	1,451	0.48
Eurobank Ergasia 22-06/12/2032 Frn	Financials	1,447	0.48
Shamaran 12% 21-30/07/2025	Energy	1,389	0.46
Van Lanschot 24-01/04/2172 FRN	Financials	1,365	0.46
Cruise Yacht Upp 11.875% 24-05/07/2028	Consumer discretionary	1,274	0.43
West Bromwich BS 18-20/08/2172	Financials	1,196	0.40
Top sixty investments		287,936	96.13
Palace Capital Plc	Real Estate	1,118	0.37
Boparan Finance 7.625% 20-30/11/2025	Consumer Staples	971	0.32
REA Trading 13.50% 21-30/09/2027	Consumer Discretionary	848	0.28
TWMA Group Ltd 13% 24-08/02/2027	Industrials	796	0.27
N0r5ke Viking 21-05/05/2024 FRN	Information Technology	788	0.26
Neptune Bidco AS 24-28/06/2028 FRN	Financials	745	0.25
Harbour Energy Plc	Energy	744	0.25
Cabonline GR 22-19/04/2026 FRN	Information Technology	739	0.25
REA Holdings Plc 7.5% 16-30/06/2026	Consumer Staples	695	0.23
Marex Group 22-30/12/2170 FRN		647	0.22
Top seventy investments		296,027	98.83
Other investments (48)		3,502	1.17
Total investments		299,529	100.00

¹ Split into USD position (fair value of £8,543,000) and NOK position (fair value of £1,505,000).

Notes:

FRN – Floating Rate Note
 PREF – Preference shares
 REIT – Real Estate Investment Trust
 SR – Senior

Ten Largest Holdings

	Valuation 30 June 2023 £'000	Purchases £'000	Sales £'000	Revaluation gain/(loss) £'000	Valuation 30 June 2024 £'000
Co-op Bank Holdco 23-22/05/2034 FRN	-	12,191	-	2,314	14,505
A bank-holding company that through its subsidiaries, offers banking services in UK.					
Galaxy Finco Ltd 9.25% 19-31/07/2027	12,346	-	-	1,117	13,463
A specialist provider of warranties for consumer electric products.					
Shawbrook Group 22-08/06/2171 FRN	11,917	-	-	1,461	13,378
A holding company of Shawbrook Bank Limited, a specialist lending and savings bank serving consumers in the UK.					
Virgin Money 22-08/12/2170 FRN	10,811	-	-	2,153	12,964
A British banking company concentrating on UK retail and small and medium enterprises regional banking services.					
RL Finance No6 23-25/11/2171 FRN	4,417	5,955	-	869	11,241
A special purpose entity set up to raise capital whose proceeds will be used for general business and commercial activities of Royal London.					
Aggregated Micro 8% 16-17/10/2036	11,110	-	(311)	(433)	10,366
A British company using small scale, established technologies to convert wood and waste into energy in the form of heat and electricity.					
Frontline Plc	-	7,452	(642)	3,238	10,048
Engaged in seaborne transportation of crude oil and oil products worldwide.					
TVL Finance 10.25% 23-28/04/2028	4,884	4,136	-	359	9,379
A special purpose entity formed for the purpose of issuing debt securities to repay existing credit facilities, refinance indebtedness and for acquisition purposes of Travelodge Group.					
Barclays Plc 22-15/12/2170 FRN	8,262	-	-	937	9,199
A global financial services provider engaged in retail banking, credit cards, wholesale banking, investment banking, wealth management and investment management services.					
Stonegate Pub 8.25% 20-31/07/2025	8,326	-	-	597	8,923
Operator of various formats ranging from high-street pubs and traditional country inns to local community pubs, student pubs and late-night bars and venues in the UK.					
	72,073	29,734	(953)	12,612	113,466




Principal Risks and Uncertainties and Risk Mitigation


Risks are inherent in the investment process, but it is important that their nature and magnitude are understood so that risks can be identified and either avoided or controlled. The Board has established a detailed framework to manage the key risks that the Company is exposed to, with associated policies and processes devised to mitigate or control those risks.

Principal risks and mitigations are discussed regularly at Board and Audit and Risk Committee meetings. At the meeting held in May 2024, the Board discussed risk

appetite and considered whether principal risks were increasing, decreasing or static during the course of the year. The Board reviewed the impact of economic uncertainty and heightened levels of inflation and interest rates post-COVID and as a result of the conflicts in Europe and the Middle East. The Board also considered any new or emerging risks.

The principal risks and mitigating factors faced by the Company are set out below.

-  Increase in risk for the year ended 30 June 2024 in comparison to previous year.
-  Risk remains static from previous year.
-  Decrease in risk for the year ended 30 June 2024 in comparison to previous year.



Risk	Description	Controls
Dividend and earnings risk 	<p>The earnings that underpin the amount of dividends declared and future dividend growth are generated by the Company's underlying portfolio.</p> <p>One or more of the following factors could adversely affect the Company's earnings and thereby, its ability to declare a dividend:</p> <ul style="list-style-type: none"> ▶ A persistent low interest rate environment. ▶ A contraction of available investment opportunities suitable for the Company, given its investment objective and its policy. ▶ The persistence of adverse market conditions or government intervention during a macro-economic crisis resulting in cuts to dividend income. ▶ Adverse changes to the tax treatments applicable to the Company's stream of investments and dividend income. <p>We are currently in a period of higher interest rates which support the Company's dividend payments, nevertheless it is not clear how far or fast interest rates will fall and there is still heightened economic uncertainty that could impact the value of the Company's earnings.</p>	<p>The Board has engaged with CQS (UK) LLP (the "Investment Manager"), to manage the Company's portfolio and therefore depends upon the Investment Manager to construct an appropriate portfolio that will produce income allowing the Company to meet its dividend target.</p> <p>The Board monitors the implementation of the investment strategy, by reviewing the performance of the Investment Manager on an ongoing basis and by receiving a formal presentation from the Investment Manager on a quarterly basis.</p> <p>The Board receives and reviews detailed income forecasts prepared by the Investment Manager and BNP Paribas S.A., Jersey Branch ("BNP Paribas" or the "Administrator") when the quarterly dividends are declared.</p> <p>The Company holds revenue reserves of £16,185,000 and cash balance of £12,350,000 as at 30 June 2024 which could be used for the maintenance of the Company's dividend target in adverse market conditions.</p>

Risk	Description	Controls
Market risk leading to a loss of share value 	<p>The Company's assets consist principally of listed fixed interest securities and equities. Its greatest risks are consequently market related, with exposure to movements in the prices of the Company's investments and the loss that the Company might suffer through holding investments in the face of negative market movements.</p> <p>A downturn in capital markets could lead to a loss in value of the Company's shares, eroding the premium and causing the shares to trade at a discount.</p> <p>Failure of investee companies to respond to the transition to clean energy in an appropriate and timely fashion could lead to a decline in their profitability and ultimately impact their ability to deliver value.</p>	<p>The Board relies upon the research capabilities of the Investment Manager and the people it employs that can use their expertise to build a portfolio, utilising diversification, to mitigate market risk to the extent possible.</p> <p>The Board monitors the implementation of the investment strategy, reviews the performance of the Investment Manager on an ongoing basis and receives a formal presentation from the Investment Manager on a quarterly basis. At this time, the Board reviews the performance of the Company's investments, including both realised and unrealised gains and losses.</p> <p>The Investment Manager incorporates sustainability factors into its investment process.</p> <p>There is continuing uncertainty regarding the timing and extent of any interest rate reductions in the UK, US and Europe, and the economic outlook remains uncertain.</p>
Key person risk 	<p>Performance of the Company may be negatively affected by a change in the fund management team within the Investment Manager.</p>	<p>The lead fund manager is responsible for day-to-day portfolio management. The Investment Manager has put in place succession and transition plans in the event the lead fund manager is no longer in this role for whatever reason.</p> <p>In addition, an Investment Committee at the Investment Manager also decides key stock selection.</p> <p>The Board monitors and reviews the performance of the Investment Manager on an ongoing basis and receives a formal presentation from the Investment Manager at each Board meeting.</p> <p>The Management Engagement Committee of the Company formally reviews the performance of the Investment Manager annually.</p> <p>During this financial year, the Investment Manager of the Company, CQS (UK) LLP, was acquired by Manulife Investment Management. To date, the board have had no indications that the change in ownership will impact the management team responsible for providing services to the Company.</p>

Principal Risks and Uncertainties and Risk Mitigation

Continued

Risk	Description	Controls
 Gearing risk	<p>A fall in the value of the underlying investments could adversely affect the Company’s level of gearing and exacerbate the decline in value. It could also result in a breach of loan covenants.</p>	<p>Gearing levels and compliance with loan covenants are monitored by the Administrator and the Investment Manager on a monthly basis.</p> <p>The Board reviews compliance with the gearing levels and loan covenants at regular Board meetings. For the year ended 30 June 2024 and up until the date of this report, the Company has complied with all its loan covenants.</p> <p>The Board sets the gearing limits. Gearing will not exceed 25% of Shareholders’ funds at the time of borrowing.</p>
 Geopolitical risk	<p>The ongoing Russian/Ukraine war has exacerbated inflationary tensions post-pandemic. The more recent outbreak of conflict in the Middle East has added to geo-political risks. Inflation and energy prices across Europe have stabilised for now but upward pressure could re-emerge as a result of European and Middle East conflicts, and elections in the US are adding to political uncertainty.</p>	<p>The Investment Manager has reviewed the portfolio to understand the susceptibility of investments to market disruption and the results of this review has been discussed with the Board. The robustness of corporate business models during this period of heightened uncertainty is considered both in relation to the current portfolio and as part of investment decision-making.</p>
 Operational risk	<p>The Company relies upon the services provided by third parties and is reliant on the control systems of the Investment Manager and the Company’s other service providers.</p> <p>Failures at these third parties could adversely impact the security and/or maintenance of, inter alia, the Company’s assets, dealing and settlement procedures and accounting records depend on the effective operation of these systems.</p>	<p>The operating effectiveness of third party service providers is regularly tested, monitored and reported on at each Board meeting. The Audit and Risk Committee receives an International Standard for Assurance Engagement (“ISAE”) 3402 report (report on the description of controls placed in operation, their design and operating effectiveness) on Fund Administration.</p> <p>The Investment Manager delivers a risk based internal audit plan which covers different areas of its operations that are subject to internal audit, including front, middle and infrastructure audits. Any area of concern relevant to the Company is discussed with the Audit and Risk Committee when it meets.</p>

Risk	Description	Controls
 Regulatory risk	<p>The breach of existing regulatory rules (in Jersey and/or the UK) or failing to adopt changes in regulatory rules in a timely manner, which could lead to a suspension of the Company’s stock exchange listing or financial penalties.</p>	<p>The Company Secretary monitors the Company’s compliance with the Listing Rules of the UK Listing Authority. Compliance with the Listing Rules is reviewed on a quarterly basis.</p> <p>The Company’s compliance officer monitors the regulatory rules applicable to Jersey funds and the Board receives a quarterly report from the compliance officer.</p> <p>The Administrator is regulated by the Jersey Financial Services Commission.</p>
 Cyber risk	<p>The Board notes that organisations across the globe are experiencing more frequent and more sophisticated cyber attacks and are mindful of the heightened risk.</p> <p>Conflict in Europe heightens the risk of malpractice in cyber systems generally.</p> <p>A cyber attack at one of the Company’s key service providers could result in loss of key data, loss of availability of systems, a ransomware demand, General Data Protection Regulation breaches and reputational damage.</p>	<p>As well as reviewing controls reports on the Company’s service providers, the Board requests information on cyber controls, cyber insurance and any material cyber breaches from those key service providers.</p>

Principal Risks and Uncertainties and Risk Mitigation

Continued

Risk	Description	Controls
Reduced market demand for our shares 	<p>The change to a high inflation, high interest rate environment over the past two years impacted the relative attractiveness of investments and shifted patterns of investment. Inflation is now reducing and interest rates are expected to follow, and market demand can be expected to adjust accordingly.</p> <p>There could be negative investor sentiment if investments held are deemed unacceptable from an ESG policy perspective, as investors attitudes develop towards these issues.</p>	<p>Any reduction in the share price premium or move to a discount is discussed with the Investment Manager and Singer Capital Markets (the “Broker”), with a view to taking action, if considered appropriate.</p> <p>The Company has generally traded at a premium to NAV and has done so for almost all of this financial year. We have seen strong demand for our shares throughout the year.</p> <p>The Investment Manager and the Broker hold regular Shareholder meetings through which investor sentiment can be gauged. Topics discussed include the performance of the Company, market liquidity, supply and demand conditions, ESG and sustainability and the dividend policy.</p> <p>The Board has appointed an Investor Relations company to assist in promoting our shares, particularly amongst retail investors.</p> <p>The Board is available to investors at the AGM and at meetings throughout the year on request, to discuss any feedback on the Company’s strategy or performance.</p> <p>The Board regularly discusses with the Investment Manager the impact of climate change and other ESG topics and any appropriate changes to the Company’s strategy.</p>

Emerging risks

During its discussions on principal risks and uncertainties, the Board considered any risks that were not an immediate, quantifiable threat but could materialize and could have significant impact on the ability of the Company to continue to meet its objectives. Areas discussed include longer-term impacts of climate change on the Company’s portfolio and returns, geopolitical risk due to the conflicts in Ukraine and the Middle East

and the impact of heightened economic uncertainty on different sectors of the economy. This year the Board also discussed emerging risks associated with more widespread use of Artificial Intelligence (“AI”) technology and the increase in State sponsored cyber attacks. The Board regularly discusses these with the Investment Manager and receives feedback based on the Investment Manager’s research and discussions with Shareholders and the Broker.

Stakeholders – Section 172 Statement and Principal Decisions

Through adopting the 2019 Association of Investment Companies’ (“AIC”) Code of Corporate Governance Code (the “AIC Code”), the Board acknowledges its duty to comply with section 172 of the UK Companies Act 2006 to act in a way that promotes the success of the Company for the benefit of its members as a whole, having regard to (amongst other things):

- a. consequences of any decision in the long-term;
- b. the interests of the Company’s employees;
- c. need to foster business relationships with suppliers, customers and others;

- d. impact on community and environment;
- e. maintaining reputation; and
- f. act fairly as between members of the Company.

Information on how the Board has engaged with its stakeholders and promoted the success of the Company, through the decisions it has taken during the year, whilst having regard to the above, is outlined below. The Company has no employees.

Stakeholder	How the Board engages
Shareholders	<p>Shareholders provide the capital to allow the Company to be in existence and to pursue its purpose and strategy. Accordingly, Shareholder support is essential to the continued survival and success of the Company.</p> <p>The Board recognises that it is important to maintain appropriate contact with major Shareholders to understand their issues and concerns.</p> <p>The Board engages with its Shareholders by:</p> <ol style="list-style-type: none"> 1. publishing daily NAV announcements; 2. publishing monthly fact sheets on the Company’s website; 3. publishing half yearly and annual reports and accounts; 4. making themselves available to meet major Shareholders as requested; 5. obtaining Shareholder feedback received via the Investment Manager and the Broker; and 6. making themselves available to questions from Shareholders at the AGM.
Service providers	<p>As a Company with no employees, the Board is reliant on third party service providers to help the Company operate in a compliant and efficient manner.</p> <p>The Board engages with its service providers by:</p> <ol style="list-style-type: none"> 1. receiving detailed written and verbal reports at board meetings; 2. regular communication with representatives via telephone and email to discuss ad hoc matters; and 3. undertaking an annual review via the Management Engagement Committee.

Stakeholders – Section 172 Statement and Principal Decisions

Continued

Stakeholder	How the Board engages
The wider community and the environment	<p>As a responsible corporate citizen, the Company recognises that its operations have an environmental footprint and impact on wider society.</p> <p>The Board fully supports the growing importance placed on ESG factors when asking the Company’s Investment Manager to deliver against the Company’s objectives. The Board has requested that the Investment Manager take into account the broader social, ethical and environmental issues of companies within the Company’s portfolio, acknowledging that companies failing to manage these issues adequately run a long term risk to the sustainability of their businesses. The Investment Manager has stated that they view ESG factors as a key driver of financing costs, valuations and performance, while also being capable of acting as a lever to shape and influence the world for generations to come. The integration and assessment of ESG factors is a crucial part of this commitment and a key factor in the Investment Manager’s decision-making. Through embedding ESG into its investment process, the Investment Manager seeks to enhance its ability to identify value, investment opportunities and critically, to generate the best possible returns for its stakeholders. The Investment Manager is a signatory to the United Nations Principles for Responsible Investment (“PRI”), fully supporting all Principles for Responsible Investment.</p> <p>In line with TCFD recommendations, the Investment Manager has prepared climate related financial disclosures which are available on the Company’s website under the following link: https://ncim.co.uk/wp/wp-content/uploads/2024/06/CQS-New-City-High-Yield-Fund-Limited_TCFD_20231231_R-105385.pdf.</p>

Principal decisions

Review of dividend policy:

The Board recognises the importance Shareholders place on the Company’s dividend policy and is cognisant of the need to ensure the viability of the dividend.

It was agreed it was in the best interests of the Company and Shareholders to marginally increase the fourth interim dividend for the year.

Appointment of Investor Relations company:

During the year, the Board appointed TB Cardew to support the Company in promoting its shares, with a view to widening and diversifying share ownership and maintaining the current strong demand for its shares.

Strategic Review

Introduction

This review is part of a Strategic Report being presented by the Company and is designed to provide information primarily about the Company’s business and results for the year ended 30 June 2024. It should be read in conjunction with the Statement from the Chair on pages 10 to 13 and the Investment Manager’s Review on pages 14 to 15, which give a detailed review of the investment activities for the year and look to the future.

Principal activity and status

The Company is a closed-ended investment company and was incorporated with limited liability in Jersey under the Companies (Jersey) Law 1991 on 17 January 2007, with registered number 95691. In addition, the Company constitutes and is regulated as a collective investment fund under the Collective Investment Funds (Jersey) Law 1988.

The Company’s ordinary shares are listed on the Official List maintained by the FCA and admitted to trading on the Main Market of the London Stock Exchange (“LSE”).

Purpose and strategy

The Company’s purpose is stated on the inside front cover of this report.

Investment policy

The Company invests predominantly in fixed income securities, including, but not limited to, preference shares, loan stocks, corporate bonds (convertible and/or redeemable) and government stocks. The Company also invests in equities and other income yielding securities.

Exposure to higher yielding securities may also be obtained by investing in other closed-ended investment companies and open-ended collective investment schemes.

There are no defined limits on countries, size or sectors. Therefore the Company may invest in companies regardless of country, size or sector and accordingly, the Company’s portfolio is constructed without reference to the composition of any stock market index or benchmark.

The Company may, but is not obliged to, invest in derivatives, financial instruments, money market

instruments and currencies for the purpose of efficient portfolio management.

There are no defined limits on listed securities and, accordingly, the Company may invest up to 100% of total assets in any particular type of listed security.

The Company may acquire securities that are unlisted or unquoted at the time of investment, but which are about to be convertible, at the option of the Company, into securities which are listed or traded on a stock exchange. The Company may continue to hold securities that cease to be listed or traded if the Investment Manager considers this appropriate. The Board has established a maximum investment limit in this regard of 10% (calculated at the time of any relevant investment) of the Company’s total assets. In addition, the Company may invest up to 10% (calculated at the time of any relevant investment) of its total assets in other securities that are neither listed nor traded at the time of investment.

The Company will not invest more than 10% (calculated at the time of any relevant investment) of its total assets in other collective investment undertakings (open-ended or closed-ended).

The Board has established a maximum investment limit whereby, at the time of investment, the Company may not invest more than 5% of its total investments in the same investee company.

The Company uses gearing and the Board has set a current limit that gearing will not exceed 25% of Shareholders’ funds at the time of borrowing. This limit is reviewed from time to time by the Board.

The Investment Manager expects that the Company’s assets will normally be fully invested. However, during periods in which changes in economic circumstances, market conditions or other factors so warrant, the Company may reduce its exposure to securities and increase its positions in cash, money market instruments and derivative instruments in order to seek protection from stock market falls or volatility.

Investment approach

Investments are typically made in securities which the Investment Manager has identified as undervalued by the market and which it believes will generate above average income returns relative to their risk, thereby

Strategic Review

Continued

also generating the scope for capital appreciation. In particular, the Investment Manager seeks to generate capital growth by exploiting the opportunities presented by the fluctuating yield base of the market and from redemptions, conversions, reconstructions and take-overs.

Performance measurement and Key Performance Indicators (“KPIs”)

The Board uses a number of performance measures to monitor and assess the Company’s success in meeting its objectives and to measure its progress and performance. The KPIs are as follows:

Dividend yield and dividend cover

The Company pays four quarterly dividends each year and accordingly, the Board reviews the Company’s dividend yield and dividend cover on a quarterly basis. For the year ended 30 June 2024, the Company’s dividend yield was 8.62% (2023: 9.64%) based upon a share price of 52.20 pence (2023: 46.60 pence) (bid price) as at 30 June 2024 and its dividend cover was 1.00x (2023: 1.00x).

Revenue earnings and dividends per ordinary share

The Company has opted to follow the AIC Statement of Recommended Practice (“SORP”) and in accordance with the provisions of the AIC SORP, distinguishes its profits derived from revenue and capital items. The Company declares and pays its dividend out of only the revenue profits of the Company. The revenue earnings, whether generated this year or in previous years and held in revenue reserves, represent the total available funds that the Directors are able to make a dividend payment from. The Board reviews revenue forecasts on a quarterly basis in order to determine the quarterly dividend. In respect of the current financial year, the Company declared dividends of 4.50 pence (2023: 4.49 pence) per ordinary share out of revenue earnings per ordinary share of 4.50 pence (2023: 4.51 pence).

Ongoing charges

The ongoing charges ratio represents the Company’s management fee and all other operating expenses incurred by the Company expressed as a percentage of the average Shareholders’ funds over the year. The Board regularly reviews the ongoing charges and monitors all

Company expenses. The ongoing charges ratio for the year ended 30 June 2024 was 1.18% (2023: 1.16%).

The Board measures the Company’s performance by reviewing the KPIs against their expectations of performance from their knowledge of the industry sector.

These KPIs fall within the definition of APMS under guidance issued by the European Securities and Markets Authority. Additional information explaining how these are calculated is set out in the APMS section on pages 91 to 94.

Going concern

The Company does not have a fixed winding-up date and therefore, unless Shareholders vote to wind-up the Company, Shareholders will only be able to realise their investment through the secondary market.

At each AGM of the Company, Shareholders are given the opportunity to vote on an ordinary resolution to continue the Company as an investment company. If any such resolution is not passed, the Board will put forward proposals at an extraordinary general meeting to liquidate or otherwise reconstruct or reorganise the Company. Given the performance of the Company, input from the Company’s major Shareholders and its Broker and considering that 99% of the Shareholder’s votes at the last AGM held on 30 November 2023, were in favour of the continuation of the Company, the Board considers it likely that Shareholders will vote in favour of continuation at the forthcoming AGM.

The Company’s existing loan facility as detailed on pages 74 to 75 is due to expire on 18 December 2024 after which it is anticipated the Company will take out a new facility on comparable terms. After making enquiries of the Investment Manager and having considered the Company’s investment objective, nature of the investment portfolio, loan facility, expenditure projections and impact of the current geo-political and market uncertainty on the Company, the Directors consider that the Company has adequate resources to continue in operational existence for the foreseeable future. For this reason, the Directors continue to adopt the going concern basis in preparing the Financial Statements, notwithstanding that the Company is subject to an annual continuation vote as described above.

Viability Statement

In accordance with the provisions of the AIC Code, the Directors have assessed the viability of the Company over a period longer than the 12 months required by the ‘Going concern’ provision. The Board conducted this viability review for a period of three years. The Board continues to consider that this period reflects the long-term objectives of the Company, being a Company with no fixed life, whilst taking into account the impact of uncertainties in the markets.

The Directors do not expect there to be any significant changes to the current principal and emerging risks facing the Company and believe that the Company has sufficient controls in place to mitigate those risks as far as reasonably possible. Furthermore, the Directors do not envisage any change in strategy which would prevent the Company from operating over the three year period. This is based on the assumption that there are no significant changes in market conditions or the tax and regulatory environment that could not reasonably have been foreseen. The Board also considers the annual continuation vote should not be a factor to affect the three year period given the strong demand seen for the Company’s shares.

In making this statement the Board: (i) considered the continuation vote to be proposed at the AGM which the Board considers will be voted in favour of by Shareholders; and (ii) carried out a robust assessment of the principal and emerging risks facing the Company. These risks and their mitigations are set out on pages 20 to 24.

The principal risks identified as most relevant to the assessment of the viability of the Company were those relating to potential under-performance of the portfolio and its effect on the ability to pay dividends. When assessing these risks the Directors have considered the risks and uncertainties facing the Company in severe but reasonable scenarios, taking into account the controls in place and mitigating actions that could be taken.

When considering the risk of under-performance, a series of stress tests was carried out including in particular the effects of any substantial future falls in investment value on the ability to re-pay and re-negotiate borrowings, potential breaches of loan covenants and the maintenance of dividend payments.

The Board considered the Company’s portfolio and concluded that the diverse nature of investments held contributes to the stability and liquidity along with flexibility to be able to react positively to market and political forces beyond the Board’s control.

The Board also considered the impact of potential regulatory changes and the control environment of significant third party providers, including the Investment Manager.

The Scotiabank Europe Plc (“Scotiabank”) loan facility is due to expire on 18 December 2024. It is anticipated a new facility on comparable terms will be negotiated prior to this date.

The Board carries out stress testing on a range of downside scenarios to ensure that the Company can meet its liabilities in full.

Based on the Company’s processes for monitoring revenue and costs, with the use of frequent revenue forecasts and the Investment Manager’s compliance with the investment objective and policies, the Directors have concluded that there is a reasonable expectation that the Company will be able to continue in operation and meet its liabilities as they fall due for a period of three years from the date of approval of this Report.

Strategic Review

Continued

Social, community, human rights, employee responsibilities and environmental policy

The Directors recognise that their first duty is to act in the best financial interests of the Company's Shareholders and to achieve good financial returns against acceptable levels of risk, in accordance with the objectives of the Company. In asking the Company's Investment Manager to deliver against these objectives, they have also requested that the Investment Manager take into account the broader social, ethical and environmental issues of companies within the Company's portfolio, acknowledging that companies failing to manage these issues adequately run a long-term risk to the sustainability of their businesses.

Greenhouse gas emissions

The Board recognises its impact on the environment, including greenhouse gas emissions, through the underlying portfolio companies which it invests in. The Board requested that ESG factors be incorporated into the Company's investment strategy and further details on ESG can be found on page 45.

Modern slavery

The Company would not fall into the scope of the UK Modern Slavery Act 2015 (as the Company does not have any turnover derived from goods and services) if it was incorporated in the UK. Furthermore, as a closed-ended investment company, the Company has a non-complex structure, no employees and its supply chain is considered to be low risk given that suppliers are typically professional advisers based in either the Channel Islands or the UK. Based on these factors, the Board determined that it is not necessary for the Company to make a slavery and human trafficking statement.

By Order of the Board

Caroline Hitch
Chair

27 September 2024





Directors' Reports and Governance Reports

Statement of Directors' Responsibilities in respect of the Annual Report and Financial Statements

Caroline Hitch
Chair



The Directors are responsible for preparing the Annual Report and Financial Statements in accordance with applicable laws and regulations. Company law requires the Directors to prepare financial statements for each financial year. Under this law, they have elected to prepare the Financial Statements in accordance with the International Financial Reporting Standards ("IFRS") as adopted by the European Union ("EU") and applicable law.

Under Companies (Jersey) Law 1991, the Directors must not approve the Financial Statements unless they are satisfied that they give a true and fair view of the state of affairs of the Company and of its profit or loss for that period. In preparing these Financial Statements, the Directors are required to:

- ▶ select suitable accounting policies and then apply them consistently;
- ▶ make judgements and estimates that are reasonable, relevant and reliable;
- ▶ state whether applicable accounting standards have been followed, subject to any material departures disclosed and explained in the Financial Statements;
- ▶ assess the Company's ability to continue as a going concern, disclosing, as applicable, matters relating to going concern; and
- ▶ use the going concern basis of accounting unless they either intend to liquidate the Company or to cease operations, or have no realistic alternative but to do so.

The Directors are responsible for keeping adequate accounting records that are sufficient to show and explain the Company's transactions and disclose with reasonable accuracy at any time the financial position of the Company and enable them to ensure that the Financial Statements comply with Companies (Jersey) Law 1991. They are responsible for such internal control as they determine is necessary to enable the preparation of financial statements that are free from

material misstatement, whether due to fraud or error and have general responsibility for taking such steps as are reasonably open to them to safeguard the assets of the Company and to prevent and detect fraud and other irregularities.

The Directors are responsible for the maintenance and integrity of the corporate and financial information included on the Company's website. The Financial Statements are published on the www.ncim.co.uk website, which is a website maintained by the Company's Investment Manager. Legislation in Jersey governing the preparation and dissemination of Financial Statements may differ from legislation in other jurisdictions.

Each of the Directors, whose names are listed on pages 36 to 38, confirms that, to the best of that Director's knowledge:

- ▶ the Financial Statements, prepared in accordance with the IFRS as adopted by the EU, give a true and fair and balanced view of the assets, liabilities, financial position and profit or loss of the Company;
- ▶ the Strategic Report and Directors' Report include a fair review of the development and performance of the business and the position of the Company, together with a description of the principal risks and uncertainties that the Company faces.
- ▶ the Annual Report and Financial Statements, taken as a whole, is fair, balanced and understandable and provides the information necessary for Shareholders to assess the Company's position and performance, business model and strategy.

On behalf of the Board

Caroline Hitch
Chair

27 September 2024

Board of Directors and Investment Manager



Caroline Hitch
Independent
Non-Executive Chair

Appointed: March 2018

Skills: Caroline has extensive fund management skills including specialist fixed income portfolios. She has a deep understanding of investment risk and risk management both as it applies to individual assets and to overall portfolio construction. She developed her skills of investment trust board governance through many years of managing regulated funds, reporting to their boards and then becoming a board member (and now Chair) herself.

Experience: Caroline joined the board after working in the financial services industry since the early 1980s mostly with the HSBC group. Her experience includes Head of Wealth Portfolio Management at HSBC Global Asset Management (UK)

Ltd. with investment responsibility for their flagship multi asset retail funds. Prior roles included specialisation in institutional fixed income portfolio management. She has worked in London, Jersey, Monaco and Hong Kong. Caroline is a UK resident.

Committee membership:

- Audit and Risk Committee
- Management Engagement Committee
- Nomination Committee
- Remuneration Committee

Remuneration: £45,000 per annum

Public company directorships: abrdn Equity Income Trust plc

Shared Directorships with any other Fund Directors: None



Wendy Dorman
Independent Non-Executive
Director and Chair of the
Audit and Risk Committee

Appointed: March 2016

Skills: Wendy is a Chartered Accountant with significant experience in tax, audit and commercial accountancy matters mainly focused on the investment fund sector. Her extensive experience chairing audit committees of public listed entities gives her the requisite leadership skills in addition to those of accounting and governance.

Experience: Wendy began her career in audit and assurance before specializing in taxation, with a focus on financial services and in particular the investment fund sector. She retired as partner in charge of the PricewaterhouseCoopers CI LLP ("PwC") tax practice in June 2015 and has since then served as non-executive director and audit committee chair of main market listed companies. Wendy is a Jersey resident.

Committee membership:

- Audit and Risk Committee
- Management Engagement Committee
- Nomination Committee
- Remuneration Committee

Remuneration: £39,000 per annum

Public company directorships:

3i Infrastructure Plc (retired on 4 July 2024) and Jersey Electricity Plc

Shared Directorships with any other Fund Directors: None



Duncan Baxter
Senior Independent
Non-Executive Director and
Chair of the Management
Engagement Committee

Appointed: July 2015

Skills: Duncan has a broad knowledge of the finance sector gained from holding senior leadership positions across a number of International Banks and Trust companies. Having also worked on investment company boards, some of which in the position of Chair, Duncan has had exposure to equity raises and discount management.

Experience: Duncan is a retired senior banker with many years' experience of international banking, latterly as Managing Director of Swiss Bank Corporation/UBS in Jersey. Since leaving Swiss Bank Corporation/UBS in the late 1990s, Duncan has undertaken a number of consultancy projects for international banks, trust and investment

management companies, plus acted on a number of investment company boards. He has experience of stewardship and investment in several investment companies over twenty years and in addition as a non-executive director of a number of operating public and private companies. Duncan is a Jersey resident.

Committee membership:

- Audit and Risk Committee
- Management Engagement Committee
- Nomination Committee
- Remuneration Committee

Remuneration: £32,500 per annum

Public company directorships: None

Shared Directorships with any other Fund Directors: None



John Newlands
Independent Non-Executive
Director and Chair of the
Remuneration Committee

Appointed: October 2017

Skills: John's 20-plus years' career as an investment company analyst, with a particular focus upon the UK wealth management sector, gives the Board an important insight into the investment requirements and processes of the types of investor, whether private or institutional, most likely to consider the Company for inclusion in their portfolios. He is also skilled in the assessment of potential peer group funds, both in terms of relative performance and other quantitative data and in the increasing focus upon governance and stewardship matters as pre-requisites for investment.

Experience: John joined the Board shortly after working in the managed funds sector since the mid-1990s, the last ten years being spent as Head of Investment Companies Research at Brewin Dolphin Limited. He was a member of the AIC Statistics' Committee from 2000 to 2017 and is a member of the

Citywire Investment Trust Performance Awards Panel. He has a Master in Business Administration from Edinburgh University Business School and is a Chartered Electrical Engineer dating to his prior career as a Weapon Engineer Officer in the UK Royal Navy. John is the Chair of the Investment Committee of Durham Cathedral. He has written four books about financial history, the most recent charting the history of The Scottish American Investment Company plc. John is a UK resident.

Committee membership:

- Audit and Risk Committee
- Management Engagement Committee
- Nomination Committee
- Remuneration Committee

Remuneration: £32,500 per annum

Public company directorships: Develop North plc and Gabelli Merger Plus Trust plc

Shared Directorships with any other Fund Directors: None

Board of Directors and Investment Manager

Continued



Ian Cadby
Independent Non-Executive Director and Chair of the Nomination Committee

Appointed: January 2017

Skills: Ian is a Chartered Fellow of the Chartered Institute for Securities & Investment and a Fellow (Chartered Director) of the IoD. His extensive governance experience on public and private company boards as well as a long career as a regulated person (CF3, CF2 and CF1 controlled functions) in the asset management industry gives him a broad and relevant skill set for the Board.

Experience: Ian has over 30 years' experience within the financial services industry in London, Hong Kong and Jersey with a strong career emphasis on equity and equity derivative trading, risk management, corporate governance and board strategy. Ian is a Jersey resident.

Committee membership:

- Audit and Risk Committee
- Management Engagement Committee
- Nomination Committee
- Remuneration Committee

Remuneration: £32,500 per annum

Public company directorships:

Chairman of abrdn Asian Income Fund Limited

Shared Directorships with any other Fund Directors: None

Investment Manager

CQS (UK) LLP is appointed as Investment Manager to the Company under an Investment Management Agreement dated 18 September 2019. Prior to this, the Company's Investment Manager was CQS Cayman Limited Partnership.

During the year, CQS (UK) LLP was acquired by Manulife Investment Management, a leading international financial services group. There are no planned changes to the investment management team, investment strategy or name of the company.

Ian Francis has day-to-day responsibility for managing the Company's portfolio and is supported by the CQS (UK) LLP team. He joined the NCIM team in 2007. He has over 40 years' investment experience, primarily in the fixed interest and convertible spheres and his career has included Collins Stewart, West LB Panmure, James Capel and Hoare Govett.

Alternative Investment Fund Managers Directive ("AIFMD")

The Company has appointed CQS (UK) LLP as the Company's alternative investment fund manager ("AIFM"). The AIFM has received its approval from the FCA to act as AIFM of the Company. The Company is therefore fully compliant. An additional requirement of the AIFMD is for the Company to appoint a depositary, which will oversee the custody and cash arrangements and other AIFMD required depositary responsibilities. The Board has appointed BNP Paribas to act as the Company's depositary.

Further AIFMD disclosures are shown on pages 101 to 102.

Directors' Report

The Directors present their report and the audited Financial Statements for the year ended 30 June 2024.

Results and dividends

Details of the Company's results and dividends are shown on page 6 of this report.

Dividend policy

Subject to market conditions and the Company's performance, financial position and financial outlook, it is the Directors' intention to pay an attractive level of dividend income to Shareholders on a quarterly basis. The Company intends to continue to pay all dividends as interim dividends. A resolution to approve this dividend policy will be proposed at the next AGM.

Bank loan facility

The Company has a short-term unsecured loan facility with Scotiabank. As at the year-end, the unsecured loan facility had a limit of £45,000,000 of which £35,000,000 was drawn down.

The Company's existing loan facility is due to expire on 18 December 2024 after which it is anticipated the Company will take out a new facility on comparable terms.

Share capital

As at 30 June 2024, there were 551,451,858 (2023: 524,601,858) ordinary shares in issue. During the year ended 30 June 2024, the Company issued 26,850,000 (2023: 47,950,000) ordinary shares. Full details of these transactions are shown in note 13 of the 'notes to the Financial Statements'.

Acquisition of own shares

At the 2023 AGM, held on 30 November 2023, the Directors were granted authority to repurchase ordinary shares (being equal to 14.99% of the aggregate number of ordinary shares in issue at the date of the AGM) for cancellation, or to be held as treasury shares. This authority, which has not been used, will expire at the upcoming AGM. The Directors intend to seek annual renewal of this authority from Shareholders.

Directors' shareholdings

The Directors who held office at the year-end and their interests in the ordinary shares of the Company were as follows:

	At 30 June 2024	At 30 June 2023
D A H Baxter	195,127	195,127
I Cadby	25,000	25,000
W Dorman	206,781	149,529
C Hitch¹	211,500	211,500
J E Newlands	10,000	10,000

¹ Inclusive of 41,500 shares held by Ms Hitch's mother

On 3 June 2024, Ms Wendy Dorman purchased additional 57,252 ordinary shares.

There were no other changes in the ordinary share holdings of the Directors between 1 July 2024 and 27 September 2024.

Substantial interests in share capital

During the year ended 30 June 2024, the Company had not been notified in accordance with Chapter 5 of the UK Listing Authority's Disclosure Guidance and Transparency Rules (which covers the acquisition and disposal of major shareholdings and voting rights), of Shareholders that had an interest of greater than 5% in the Company's issued share capital.

Investment management

As part of its strategy for achieving its objectives, the Board has delegated the management of the investment portfolio to the Investment Manager, CQS (UK) LLP, with Ian Francis as the lead fund manager. Further details are provided in note 23 to the Financial Statements.

At each Board meeting, the Board receives a presentation from the Investment Manager which includes a review of investment performance, portfolio activity and market outlook. The stock selection emphasis adopted by the Investment Manager is on each holding's unique characteristics rather than any benchmark weightings.

Directors' Report

Continued

Appointment of the Investment Manager

The Board considers the arrangements for the provision of investment management and other services to the Company on an ongoing basis and a formal review is conducted annually by the Management Engagement Committee. As part of the annual review the Management Engagement Committee considers the continuity of the team, the investment process and the results achieved to date.

The Board believes that the continuing appointment of CQS (UK) LLP as AIFM and Investment Manager as set out on page 38 is in the interests of Shareholders as a whole.

Administration services

BNP Paribas was appointed as the Company Secretary, Administrator, Custodian, Banker and Depository on 28 November 2019.

Independent Auditor

Following a tender process in 2023, PwC has been appointed as the Company's auditor effective 5 July 2023.

A resolution to re-appoint PwC as the Company's auditor will be proposed at the Company's 2024 AGM.

Delegation of responsibilities and matters reserved for the Board

The Board has delegated the exercise of voting rights attaching to the Company's investments to the Investment Manager. All other matters are reserved for the approval of the Board.

The Board has a schedule of matters reserved to it for decision and the requirement for Board approval on these matters is communicated directly to the Investment Manager. Such matters include strategy, borrowings, treasury and dividend policy. Full and timely information is provided to the Board to enable the Directors to function effectively and to discharge their responsibilities. The Board also reviews the Financial Statements, performance and revenue budgets.

Exercise of voting powers

The Investment Manager, in the absence of explicit instruction from the Board, is empowered to exercise discretion in the use of the Company's voting rights in respect of investee companies. The underlying aim of

exercising such voting rights is to protect the return from an investment.

Disclosures required under Listing Rules ("UKLR") 6.6.1R

The FCA's UKLR 6.6.1R requires that the Company includes certain information relating to arrangements made between a controlling shareholder and the Company, waivers of Directors' fees and long-term incentive schemes in force. The Directors confirm that there are no disclosures to be made in this regard.

Events after reporting date

The Board has evaluated material subsequent events for the Company occurred during the period from 1 July 2024 through to 27 September 2024 and their effect on the Financial Statements. A list of these events is disclosed in note 25.

Disclosure of information to the Auditor

The Directors confirm that, so far as each of them is aware, there is no relevant audit information of which the Company's Auditor is unaware and the Directors have taken all the steps that they might have taken as Directors in order to make themselves aware of any relevant audit information and to establish that the Company's Auditor is aware of that information.

Statement regarding Annual Report and Financial Statements

Following a detailed review of the Annual Report and Financial Statements by the Audit and Risk Committee, the Directors consider that taken as a whole it is fair, balanced and understandable and provides the information necessary for Shareholders to assess the Company's performance, business model and strategy. In reaching this conclusion, the Directors have assumed that the reader of the Annual Report and Financial Statements has a reasonable level of knowledge of the investment industry in general and investment companies in particular.

By Order of the Board

Caroline Hitch
Chair

27 September 2024

The Board and Committees

Values and culture

The Board conducts itself with the core values of integrity, transparency, acceptance of challenge and accountability. It achieves this through a collaborative culture and a sense of shared endeavour. The Board is focused on meeting objectives for investors and all other stakeholders of the Company in a sustainable and responsible way.

The Board

The Board currently consists of a non-executive Chair and four non-executive Directors. The Board considers all of the Directors as independent of the Investment Manager and free from any business or other relationship that could materially interfere with the exercise of their independent judgement.

The dates on which the Directors were appointed are contained within their biographies shown on pages 36 to 38. In accordance with the AIC Code, all Directors submit themselves for re-election on an annual basis.

New Directors receive an induction from the Company Secretary on joining the Board and all Directors receive other relevant training as necessary. Directors' and Officers' liability insurance cover is maintained by the

Company on behalf of the Directors. There is no notice period and no provision for compensation upon early termination of appointment.

The Company has neither executive Directors nor employees. A management agreement between the Company and its Investment Manager sets out the matters over which the Investment Manager has authority and the limits beyond which Board approval must be sought. All other matters, including strategy, investment and dividend policies, gearing and corporate governance procedures, are reserved for the approval of the Board.

Duncan Baxter is the Company's Senior Independent Director. He is available to Shareholders if they have concerns where contact through the normal channels of the Chair or the Investment Manager is inappropriate.

All committees' terms of reference, the schedule of matters reserved for the Board, the roles and responsibilities of the Chair and the roles and responsibilities of the Senior Independent Director are available on the Company's website.

Director attendance

Directors have attended Board and Committee meetings during the year ended 30 June 2024 as follows:

	Quarterly Board meetings	Ad Hoc Board Meeting ¹	Audit and Risk Committee meetings	Management Engagement Committee meetings	Nomination Committee meetings	Remuneration Committee meetings
C Hitch (Chair)	4/4	5/6	3/3	1/1	1/1	1/1
D A H Baxter	4/4	5/6	3/3	1/1	1/1	1/1
W Dorman	4/4	5/6	3/3	1/1	1/1	1/1
I Cadby²	3/4	6/6	2/3	0/1	0/1	0/1
J E Newlands	4/4	6/6	3/3	1/1	1/1	1/1

¹ Ad hoc board meetings are sometimes called at short notice and only require the attendance of Jersey based directors, where possible the UK based directors attend via telephone but do not count towards the quorum.

² Mr Cadby did not attend the Board meeting held on 23 May 2024 due to a family bereavement.

The Board and Committees

Continued

Nomination Committee

The Nomination Committee, chaired by Ian Cadby, operates within clearly defined terms of reference, comprises the full Board and is convened for the purpose of considering the appointment of additional Directors as and when considered appropriate. In considering appointments to the Board, the Nomination Committee takes into account the ongoing requirements of the Company and the need to have a balance of skills and experience within the Board.

Board evaluation

In 2024, the Directors completed a questionnaire-based Board evaluation which covered the Board's composition and skills, strategy setting, oversight of risk and performance, and its stakeholder management. The Board scored highly in all areas although noted that

despite being 40% female, including the Chair, there is potential to improve other areas of diversity. Both the Nomination Committee and the Board recognise the importance of diversity and will consider this in respect of any new appointments.

Diversity and inclusion

The Board believes in the benefits of having a diverse range of skills and backgrounds and the need to have a balance of experience, independence, diversity (including gender and ethnicity) and knowledge of the Company on its Board and are endeavouring to meet diversity targets.

The below tables set out the Board's composition as at 30 June 2024, in terms of gender identity and ethnic background. The below text compares this against the targets prescribed by UKLR 6.6.6R (9)(a).

Number of Board members	Percentage of the Board	Senior positions on the Board (Senior Independent Director and Chair)
Men: 3	60%	Duncan Baxter – Senior Independent Non-Executive Director
Women: 2	40%	Caroline Hitch – Chair of the Board Wendy Dorman – Chair of the Audit and Risk Committee

	Number of Board members	Percentage of the Board	Senior positions on the Board (Senior Independent Director and Chair)
White British or other White (including minority-white groups)	5	100%	Duncan Baxter – Senior Independent Non-Executive Director Caroline Hitch – Chair of the Board Wendy Dorman – Chair of the Audit and Risk Committee
Mixed/Multiple Ethnic Groups	Nil	N/A	N/A
Asian/Asian British	Nil	N/A	N/A
Black/African/Caribbean/Black British	Nil	N/A	N/A
Other ethnic group, including Arab	Nil	N/A	N/A
Not specified/ prefer not to say	Nil	N/A	N/A

At present none of the Board members are from minority ethnic backgrounds which is below the target of one as prescribed by UKLR 6.6.6R (9)(a). The Board are mindful of this and alongside knowledge and expertise, this will form a key consideration when the Board next recruits. The Nomination Committee is building diversity targets into its succession plans.

Director re-election and tenure

It is the intention of the Board that each Director will retire after no longer than nine years in their role and the Board has adopted a policy whereby all Directors will be put up for re-election every year in line with the AIC Code.

Accordingly, all Directors will be put forward for re-election at the forthcoming AGM, except for Mr Duncan Baxter.

Mr Baxter is expected to retire at the Company's next AGM to be held in 3 December 2024 as he has reached nine years of service. The Board is very grateful to Mr Baxter for his contribution to the Company during his tenure.

Succession planning

A key duty of the Nomination Committee is to ensure plans are in place for orderly succession to the Board. The Board has adopted a succession plan scheduled to allow for an orderly refreshment of the Board, with the intention that no director serves longer than nine years, other than in exceptional circumstances. Our succession planning takes into account gender and ethnic diversity targets.

In anticipation of the retirement of Mr Baxter in 2024, the Committee commenced a recruitment process in May 2024 to identify candidates for Board succession. The Board engaged Thomas and Dessain, a recruitment firm in Jersey to manage the process. Thomas and Dessain has no other connections to the Company or any individual Director.

Management Engagement Committee

The Management Engagement Committee, chaired by Duncan Baxter, operates within clearly defined terms of reference, comprises the full Board, reviews the

appropriateness of the Investment Manager's continuing appointment together with the terms and conditions thereof and reviews the terms and quality of service received from other service providers.

The Board ensures the Company adheres to independent requirements in all agreements and service contracts.

Remuneration Committee

The Remuneration Committee determines and agrees with the Board the policy for the remuneration of all Directors. It is chaired by John Newlands.

Audit and Risk Committee

The composition and role of the Audit and Risk Committee is described on page 46.

Relations with Shareholders

The Directors place a great deal of importance on communication with Shareholders. The Annual Report and Financial Statements are widely distributed to other parties who have an interest in the Company's performance. The Directors obtain regular feedback from the Investment Manager and Broker regarding shareholder engagement and will make themselves available to shareholders upon request. Shareholders and investors may obtain up to date information on the Company through the Investment Manager's website. The Company responds to letters from Shareholders on a wide range of issues and invites questions at the Company's Annual General Meeting.

A regular dialogue is maintained with the Company's institutional Shareholders. The Company Secretary is available to answer general Shareholder queries at any time throughout the year.

By Order of the Board

Caroline Hitch
Chair

27 September 2024

Statement of Compliance with the AIC Code

Introduction

The Company is listed on the Equity Shares (Commercial Companies) segment of the LSE and is therefore required to report on how the principles of the UK Code have been applied. Being an investment company, a number of the provisions of the UK Corporate Governance Code (the "UK Code") are not applicable as the Company has no executive directors or internal operations.

The Board has considered the principles and provisions of the AIC Code. The AIC Code addresses all the principles and provisions set out in the UK Code, as well as setting out additional provisions on issues that are of specific relevance to the Company.

The Board considers that reporting against the principles and provisions of the AIC Code provides more relevant information to stakeholders. The AIC Code is available on the AIC's website www.theaic.co.uk.

The Company has complied with all the principles and provisions of the AIC Code during the year ended 30 June 2024.

Set out below is where stakeholders can find further information within the Annual Report about how the Company has complied with the various Principles and Provisions of the AIC Code.

	Page
1. Board leadership and purpose	
Purpose	27
Strategy	27
Values and culture	41
Shareholder engagement	25
Stakeholder engagement	25 to 26
2. Division of responsibilities	
Director independence	41
Board meetings	41
Relationship with Investment Manager	40
Management Engagement Committee	43
3. Composition, succession and evaluation	
Nomination Committee	42 to 43
Director re-election	43
Use of an external search agency	43
Board evaluation	42
4. Audit, risk and internal control	
Audit and Risk Committee	46 to 48
Emerging and principal risks	20 to 24
Risk management and internal control systems	47 to 48
Going concern statement	28
Viability statement	29
5. Remuneration	
Directors' remuneration report	49

Environmental, Social and Governance ("ESG") Statement

Introduction

The Company is a Jersey domiciled and UK LSE listed investment company whose objective is to provide investors with a high gross dividend yield and the potential for capital growth by mainly investing in high yielding fixed interest securities. The Board fully supports the growing importance placed on ESG factors when asking the Company's Investment Manager to deliver against the Company's objectives. The Board has requested that the Investment Manager take into account the broader social, ethical and environmental issues of companies within the Company's portfolio, acknowledging that companies failing to manage these issues adequately run a long-term risk to the sustainability of their businesses.

CQS (UK) LLP Responsible Investment Policy incorporating our ESG Statement

CQS (UK) LLP views ESG factors as significant drivers influencing financing costs, risk assessment valuations and performance. The assessment, integration and engagement of ESG factors are a crucial part of the Investment Manager's responsible investment commitment. By embedding responsible investment into its investment process, the Investment Manager seeks to enhance its ability to identify value, investment opportunity, risk and, critically, to generate the best possible returns and outcomes for its clients.

The Investment Manager is a signatory to the United Nations PRI, the UK Stewardship Code, the Net Zero Asset Managers' initiative and the Institutional Investors Group on Climate Change.

The TCFD is a global initiative to promote consistent and transparent reporting of climate-related risks and opportunities by companies and financial institutions. As of 2024, the Investment Manager publishes annual product-level TCFD reporting for the Company, which enables investors to make informed choices based on consistent and comparable information about the climate impact of the Company. Please find the latest product-level TCFD reporting for the Company here: https://ncim.co.uk/wp/wp-content/uploads/2024/06/CQS-New-City-High-Yield-Fund-Limited_TCFD_20231231_R-105385.pdf

Following the publication of the inaugural ISSB Standards—IFRS S1 and IFRS S2—the Financial Stability Board has asked the IFRS Foundation to take over the monitoring of the progress on companies' climate-related disclosures from the TCFD.

At the time of writing, 34.4% of the Company's portfolio is covered by Morgan Stanley Capital International ("MSCI") for their ESG rating service. MSCI has a minimum 50% threshold for fixed interest portfolios before the Investment Manager is able to provide a meaningful MSCI ESG fund rating for the portfolio.

The Investment Manager monitors this closely and engages to try and further increase the percentage of the portfolio covered.

The Investment Manager has a three-pronged approach to engagement - Targeted Engagement Programmes which map key objectives for priority companies to the UN Sustainable Development Goals, day-to-day engagement as part of the research process and collaborative engagements. Key engagements are monitored and discussed at quarterly engagement group meetings and cover environmental, social and governance topics.

An example of this engagement for the Company over the reporting period was the Investment Manager's participation in the 2023 Carbon Disclosure Project ("CDP") non-disclosure campaign. The campaign was a collaboration of 287 financial institutions directly engaging with 1,590 of the highest impact companies not currently disclosing environmental data through CDP. The Investment Manager led on four engagements and co-signed all other letters as part of the campaign. As a result of the campaign, 317 companies in the campaign made disclosures on at least one of the key environmental issues including climate, water and forests.

CQS (UK) LLP has published its Responsible Investment Policy and a link to that policy is found here:

<https://www.cqs.com/documents/cqs-responsible-investment-policy-february-2023.pdf>

Report of the Audit and Risk Committee

Membership and meetings

The Audit and Risk Committee (“the Committee”) is chaired by Wendy Dorman and comprises the full Board. Committee members are considered to have recent and relevant financial experience. The terms of reference of the Committee are reviewed and re-assessed for their adequacy on an annual basis.

The AIC Code requires audit committees who include the Chair of the Board as a member of the Committee to explain why this is felt to be appropriate. The Chair, Caroline Hitch, is a member of the Committee. Caroline was considered independent of the Company on her appointment to the Board in March 2018 and the Committee is satisfied that she remains independent and objective. Her membership of the Committee is deemed appropriate given the size and nature of the Company. The Committee does not believe it compromises the integrity of the Committee or the Board.

The Committee held three scheduled meetings during the year, as well as a number of ad hoc meetings. Meetings were attended, by invitation, by the Investment Manager, external auditor and members of the client service team of the Administrator.

As part of the annual Board evaluation, a review of the work of the Committee was carried out during the year and it was evaluated to be operating effectively.

Role of the Audit and Risk Committee

A summary of the Committee’s main audit review functions is shown below:

- ▶ to review and monitor the internal control systems and risk management systems on which the Company is reliant;
- ▶ to consider any changes to the principal risks facing the Company, including changes to the probability and likelihood of a risk materialising, taking into account mitigations in place, and considering and tracking emerging risks that could impact over time;
- ▶ to consider annually whether there is a need for the Company to have its own internal audit function;

- ▶ to monitor the integrity of the half-yearly and annual Financial Statements of the Company by reviewing and challenging where necessary, the actions and judgements of the Investment Manager, the Company Secretary and the Administrator;
- ▶ to advise the Board on whether the annual report and accounts, taken as a whole, is fair, balanced and understandable and provides the information necessary for Shareholders to assess the Company’s strategy, business model, position and performance;
- ▶ to meet with the external Auditor to review their proposed audit programme of work and their findings. The Committee shall also use this as an opportunity to assess the effectiveness of the audit process;
- ▶ to make recommendations in relation to the appointment of the external Auditor and to approve the remuneration and terms of engagement of the external Auditor;
- ▶ to monitor and review annually the external Auditor’s independence, objectivity, effectiveness, resources and qualification; and
- ▶ to consider and approve all non-audit services. No non-audit services are pre-approved.

Annual Report and Financial Statements

The Board is ultimately responsible for the Annual Report and Financial Statements. The Committee advises the Board on the form and content of the Annual Report and Financial Statements, any issues which may arise and any specific areas which require judgement.

The Company has adopted and reports against the AIC Code. The Committee oversaw the work performed by the Company Secretary in ensuring that the Company is in compliance with the principles and provisions of the AIC Code, which is reported on in the Statement of Compliance with the AIC Code section on page 44.

The valuation of investments was a key area of focus given their significance to the Financial Statements as a whole. Following discussion with the Investment Manager and external auditor, the Committee gained comfort over the valuation as included in the Annual Report and Financial Statements.

The Committee reviewed and considered the Annual Report and Financial Statements to be fair, balanced and understandable and recommended the Board’s approval.

During the year, the Financial Reporting Council carried out a review of the Annual Report and Financial Statements of the Company for the year ended 30 June 2023 and reported to the Board that they found nothing of concern or that required further investigation.

External auditor

Following a tender process in 2023, PwC was appointed as the Company’s auditor effective 5 July 2023 and this is the second year of their appointment.

In the May 2024 Committee meeting, PwC presented their plan for the audit of the Financial Statements for the year ended 30 June 2024 and this was discussed with and agreed by the Committee. Following the prior year audit, the Committee evaluated the audit process and were satisfied with the efficiency and quality of the audit.

At the conclusion of the audit, PwC discussed with the Committee their audit findings and recommendations. PwC did not highlight any issues to the Committee which would cause it to qualify its audit report. PwC issued an unmodified audit report which is included on pages 52 to 58.

As part of the review of auditor independence and effectiveness, PwC has confirmed that it is independent of the Company and has complied with relevant auditing standards. In evaluating PwC, the Committee has taken into consideration the standing, skills and experience of the firm and the audit team. The Committee, from direct observation and enquiry of the Investment Manager and the Administrator, are satisfied that PwC provided effective independent challenge in carrying out its responsibilities. The Committee chair, Wendy Dorman was a former tax partner with PwC. She retired from the partnership in 2015 and has no residual connection with the firm. No non-audit services were provided to the Company by PwC during the year.

Following professional guidelines, the audit engagement partner rotates after a maximum of five years. The current audit engagement partner is Mike Byrne and it is his second year as audit engagement partner for the Company.

Significant risks related to the Financial Statements

The main area of accounting risk considered by the Committee during the year in relation to the Company’s Financial Statements was the valuation of investments held by the Company.

The valuation of investments is undertaken in accordance with the accounting policies as set out in note 1. Details of the fair value hierarchy are set out in note 22.

In order to address this risk, the Company has appointed an Investment Manager and Custodian with clearly defined contracts and any breaches of these, or any law or regulation which the Company is required to comply with, are reported to the Board. The portfolio holdings and their pricing are reviewed on a daily basis and verified by the Investment Manager.

A full portfolio analysis is prepared for each Board meeting, including a detailed movement of the top 60 holdings, which is actively commented on and discussed by the Directors.

Internal controls

The Committee, on behalf of the Board, is responsible for reviewing the Company’s system of internal control and its effectiveness. There is an ongoing process for identifying, evaluating and managing the significant risks faced by the Company. This process has been in place for the year under review and up to the date of approval of this Annual Report and is regularly reviewed by the Board and accords with Financial Reporting Council’s Guidance.

The significant principal and emerging risks faced by the Company, together with mitigating controls, are set out on pages 20 to 24.

Report of the Audit and Risk Committee

Continued

The key components designed to provide effective internal control are outlined below:

- ▶ the Administrator together with the Investment Manager prepare forecasts and management accounts which allow the Board to assess the Company's activities and financial position, and review its performance;
- ▶ the Board and Investment Manager have agreed clearly defined investment criteria, specified levels of authority and exposure limits. Reports on these issues, including performance statistics and investment valuations, are regularly submitted to the Board and there are meetings with the Investment Manager as appropriate;
- ▶ the Administrator carried out compliance checks throughout the year in accordance with a Compliance Monitoring Plan approved annually by the Board;
- ▶ as a matter of course the Investment Manager's compliance department continually reviews the Investment Manager's operations and reports to the Board on an annual basis and by exception;
- ▶ written agreements are in place which specifically define the roles and responsibilities of the Investment Manager, Company Secretary, Administrator and other third party service providers;
- ▶ the Board has considered the need for an internal audit function but because of the compliance and internal control systems in place at the Investment Manager, the Company Secretary and the Administrator, has decided to place reliance on the Investment Manager's, the Company Secretary's and the Administrator's systems and internal audit procedures.

In February 2024, the Board held a strategy and due diligence meeting at the offices of the Investment Manager. This provided an opportunity to discuss the portfolio and strategy in depth and consider the implications of current market conditions for our Company. Discussions were held with various members of the Investment Manager's team and with our Broker who updated the Board on developments in the market and in our sector. In addition, sustainability and TCFD reporting was discussed with the Investment Manager's team.

During the year, the Directors carried out an annual assessment of internal controls for each of their key service providers and considered documentation from each. The Committee assessed the control environment as sufficiently robust to mitigate to an acceptable level the principal risks of the Company, with a particular focus on operational risks including cyber and fraud.

The Directors received and reviewed the BNP Paribas' internal controls framework for the year and were pleased to note that no significant issues were identified. The Administrator confirmed that their internal controls were reviewed on an ongoing basis which was overseen by the Group's internal audit team. The Administrator has established an IT Governance framework that is based on a set of Level 2 procedures and IT operations.

Internal control systems are designed to meet the Company's particular needs and the risks to which it is exposed. Accordingly, the internal control systems are designed to manage rather than eliminate the risk of failure to achieve business objectives and by their nature can only provide reasonable and not absolute assurance against misstatement and loss.

Wendy Dorman
Chair of the Audit and Risk Committee

27 September 2024

Directors' Remuneration Report

Remuneration Committee

The Remuneration Committee, which is chaired by John Newlands, operates within clearly defined terms of reference. The Committee comprises the full Board.

The remuneration of the Directors has been set in order to attract individuals of a calibre appropriate to the future development of the Company. The Company's policy on Directors' remuneration, together with details of the remuneration of each Director, is shown below.

Policy on Directors' remuneration

The Company's Articles of Association limit the aggregate fees payable to the Board to a total of £250,000 per annum. Subject to this overall limit, it is the Company's policy that the remuneration of non-executive Directors should reflect the experience of the Board as a whole, be fair and comparable to that of other relevant investment companies that are similar in size and have similar investment objectives and structures. Furthermore, the level of remuneration should be sufficient to attract and retain the Directors needed to oversee properly the Company and to reflect the specific circumstances of the Company, the duties and responsibilities of the Directors and the value and amount of time committed to the Company's affairs. It is intended that this policy will continue for the year ending 30 June 2025 and subsequent years.

On 25 May 2023, the Board approved an increased level of remuneration for the Directors with effect from 1 July 2023 as follows:

- ▶ Chair £45,000
- ▶ Audit Chair £39,000
- ▶ Other £32,500

No element of the Directors' remuneration is performance related.

No Director past or present has any entitlement to pensions and the Company has not awarded any share options or long-term performance incentives to any of the Directors.

It is the Board's policy that Directors do not have service contracts, but new Directors are provided with a letter of appointment.

Directors' emoluments

The Directors who served in the year received the following fees:

	2024 £	2023 £
C Hitch (Chair)	45,000	42,500
D A H Baxter	32,500	30,000
I Cadby	32,500	30,000
W Dorman (Audit and Risk Committee Chair)	39,000	36,500
J E Newlands	32,500	30,000
Total	181,500	169,000

The amounts paid by the Company to the Directors were for services as non-executive Directors.

Voting at AGM

An ordinary resolution for the approval of this Directors' Remuneration Report will be put to an advisory shareholder vote at the forthcoming AGM.


Approval

The Directors' Remuneration Report on page 49 was approved by the Board of Directors and signed on its behalf.

By order of the Board

Caroline Hitch
Chair

27 September 2024



Independent Auditor's Report to the members of CQS New City High Yield Fund Limited

Independent Auditor's Report

to the members of CQS New City High Yield Fund Limited

Report on the audit of the financial statements

Our opinion

In our opinion, the financial statements give a true and fair view of the financial position of CQS New City High Yield Fund Limited (the "company") as at 30 June 2024, and of its financial performance and its cash flows for the year then ended in accordance with International Financial Reporting Standards as adopted by the European Union and have been properly prepared in accordance with the requirements of the Companies (Jersey) Law 1991.

What we have audited

The company's financial statements comprise:

- ▶ the statement of financial position as at 30 June 2024;
- ▶ the statement of comprehensive income for the year then ended;
- ▶ the statement of changes in equity for the year then ended;
- ▶ the cash flow statement for the year then ended; and
- ▶ the notes to the financial statements, comprising material accounting policy information and other explanatory information.

Basis for opinion

We conducted our audit in accordance with International Standards on Auditing ("ISAs"). Our responsibilities under those standards are further described in the *Auditor's responsibilities for the audit of the financial statements* section of our report.

We believe that the audit evidence we have obtained is sufficient and appropriate to provide a basis for our opinion.

Independence

We are independent of the company in accordance with the ethical requirements that are relevant to our audit of the financial statements of the company, as required by the Crown Dependencies' Audit Rules and Guidance. We have fulfilled our other ethical responsibilities in accordance with these requirements.

Our audit approach

Overview

Audit scope

- ▶ The company is an investment company, incorporated and based in Jersey, with ordinary shares listed on the Main Market of the London Stock Exchange.
- ▶ We conducted our audit of the financial statements using information provided by BNP Paribas S.A., Jersey Branch (the "administrator") and CQS (UK) LLP (the "manager").
- ▶ Our audit work was performed in Jersey. We tailored the scope of our risk-based audit considering the types of investments held by the company, the accounting processes and controls, and the industry in which the company operates.

Key audit matters

- ▶ Valuation and ownership of financial assets at fair value through profit or loss.
- ▶ Investment income recognition.

Materiality

- ▶ Overall materiality: £2,734,000 (2023: £2,404,000) based on 1% of net asset value.
- ▶ Performance materiality: £2,050,000 (2023: £1,202,000).

The scope of our audit

As part of designing our audit, we determined materiality and assessed the risks of material misstatement in the financial statements. In particular, we considered where the directors made subjective judgements; for example, in respect of significant accounting estimates that involved making assumptions and considering future events that are inherently uncertain. As in all of our audits, we also addressed the risk of management override of internal controls, including among other matters, consideration of whether there was evidence of bias that represented a risk of material misstatement due to fraud.

Key audit matters

Key audit matters are those matters that, in the auditor's professional judgement, were of most significance in the audit of the financial statements of the current period and include the most significant assessed risks of material misstatement (whether or not due to fraud) identified by the auditor, including those which had the greatest effect on: the overall audit strategy; the allocation of resources in the audit; and directing the efforts of the engagement team. These matters, and any comments we make on the results of our procedures thereon, were addressed in the context of our audit of the financial statements as a whole, and in forming our opinion thereon, and we do not provide a separate opinion on these matters.

This is not a complete list of all risks identified by our audit.

Key audit matter	How our audit addressed the key audit matter
<p><i>Valuation and ownership of financial assets at fair value through profit or loss</i></p> <p>Refer to Note 1 (Accounting policies), Note 9 (Financial assets at fair value through profit or loss), and Note 22 (Fair value hierarchy) to the financial statements.</p> <p>We focused on the valuation and ownership of financial assets at fair value through profit or loss ("investments") because investments represent the principal element of the net asset value as disclosed on the statement of financial position in the financial statements.</p> <p>The valuation of investments drives several key performance indicators, such as net asset value, which is of significant interest to investors. Items classified as being level 1 or level 2 in the fair value hierarchy together comprise 99.8% of the investment portfolio.</p> <p>The nature of level 1 and level 2 investment valuations is not deemed to be complex as they are based primarily on quoted prices from independent pricing sources. However, the magnitude of the amounts involved means that there is potential for material misstatement.</p> <p>If the investments recorded were found not to represent what was owned by the company, this could have a significant impact on the financial statements.</p>	<p>We understood and evaluated the design and implementation of controls over the valuation of investments at the administrator for the level 1 and level 2 investments.</p> <p>We assessed the accounting policy for valuation of investments for compliance with applicable accounting standards and assessed whether investments had been accounted for in accordance with the stated accounting policy.</p> <p>We used independent third-party pricing sources to recalculate the valuation of all level 1 and level 2 positions within the investment portfolio and compared it to the valuation performed by management.</p> <p>For 100% of the investment portfolio, we obtained an independent third-party confirmation from the company's custodian and compared it to the company's records of investment ownership.</p> <p>We have no matters to report.</p>

Independent Auditor's Report

to the members of CQS New City High Yield Fund Limited
Continued

Report on the audit of the financial statements Continued

Investment Income recognition

Refer to Note 1 (Accounting Policies) and Note 2 (Investment Income) to the financial statements.

Investment income is earned primarily through interest generated from fixed interest securities and dividend income recognised in the year. The calculation and recognition of income receipts and accrued income is not considered to be complex.

We identified the accuracy, occurrence and completeness of income from fixed interest securities and dividend income to be a key audit matter, because the incomplete or inaccurate recognition of income could have a material impact on the company's financial performance for the year.

We assessed the accounting policy for income recognition for compliance with applicable accounting standards and assessed whether income had been accounted for in accordance with the stated accounting policy.

For a sample of fixed interest securities, we traced the rates of interest to independent sources and recalculated the income recognised by the company.

For a sample of equity dividends, we traced the dividend per share to independent sources and recalculated the income recognised by the company.

We traced a sample of income receipts to bank statements for income received, and the accrued income listing for items accrued at the year-end.

To address the risk of incomplete income recognition, using the investment ledger of investments held by the company throughout the year ended 30 June 2024, for a sample of investments, we reconciled the income recognised by the company to independent information on the income declared by each investment within the sample, based on the holding at the ex-dates, including testing accrued income as at 30 June 2024.

We have no matters to report.

How we tailored the audit scope

We tailored the scope of our audit to ensure that we performed enough work to be able to give an opinion on the financial statements as a whole, taking into account the structure of the company, the accounting processes and controls, the industry in which the company operates, and we considered the risk of climate change and the potential impact thereof on our audit approach.

Materiality

The scope of our audit was influenced by our application of materiality. We set certain quantitative thresholds for materiality. These, together with qualitative considerations, helped us to determine the scope of our audit and the nature, timing and extent of our audit procedures on the individual financial statement line items and disclosures and in evaluating the effect of misstatements, both individually and in aggregate on the financial statements as a whole.

Based on our professional judgement, we determined materiality for the financial statements as a whole as follows:

<i>Overall materiality</i>	£2,734,000 (2023: £2,404,000).
<i>How we determined it</i>	1% of net asset value
<i>Rationale for benchmark applied</i>	We believe that net assets is the most appropriate benchmark because this is a key metric of interest to investors. It is also a generally accepted measure used for companies in this industry.

We use performance materiality to reduce to an appropriately low level the probability that the aggregate of uncorrected and undetected misstatements exceeds overall materiality. Specifically, we use performance materiality in determining the scope of our audit and the nature and extent of our testing of account balances, classes of transactions and disclosures, for example in determining sample sizes. Our performance materiality was 75% (2023: 50%) of overall materiality, amounting to

£2,050,000 (2023: £1,202,000) for the company financial statements.

In determining the performance materiality, we considered a number of factors – the history of misstatements, risk assessment and aggregation risk and the effectiveness of controls - and concluded that an amount at the upper end of our normal range was appropriate.

We agreed with the Audit and Risk Committee that we would report to them misstatements identified during our audit above £136,000 (2023: £120,000) as well as misstatements below that amount that, in our view, warranted reporting for qualitative reasons.

Reporting on other information

The other information comprises all the information included in the Annual Report & Financial Statements (the "Annual Report") but does not include the financial statements and our auditor's report thereon. The directors are responsible for the other information.

Our opinion on the financial statements does not cover the other information and we do not express any form of assurance conclusion thereon.

In connection with our audit of the financial statements, our responsibility is to read the other information and, in doing so, consider whether the other information is materially inconsistent with the financial statements or our knowledge obtained in the audit, or otherwise appears to be materially misstated. If, based on the work we have performed, we conclude that there is a material misstatement of this other information, we are required to report that fact. We have nothing to report based on these responsibilities.

Independent Auditor's Report

to the members of CQS New City High Yield Fund Limited
Continued

Report on the audit of the financial statements Continued

Responsibilities for the financial statements and the audit

Responsibilities of the directors for the financial statements

As explained more fully in the Statement of Directors' Responsibilities in respect of the Annual Report and Financial Statements, the directors are responsible for the preparation of the financial statements that give a true and fair view in accordance with International Financial Reporting Standards as adopted by the European Union, the requirements of Jersey law and for such internal control as the directors determine is necessary to enable the preparation of financial statements that are free from material misstatement, whether due to fraud or error.

In preparing the financial statements, the directors are responsible for assessing the company's ability to continue as a going concern, disclosing, as applicable, matters related to going concern and using the going concern basis of accounting unless the directors either intend to liquidate the company or to cease operations, or have no realistic alternative but to do so.

Auditor's responsibilities for the audit of the financial statements

Our objectives are to obtain reasonable assurance about whether the financial statements as a whole are free from material misstatement, whether due to fraud or error, and to issue an auditor's report that includes our opinion. Reasonable assurance is a high level of assurance, but is not a guarantee that an audit conducted in accordance with ISAs will always detect a material misstatement when it exists. Misstatements can arise from fraud or error and are considered material if, individually or in aggregate, they could reasonably be expected to influence the economic decisions of users taken on the basis of these financial statements.

Our audit testing might include testing complete populations of certain transactions and balances, possibly using data auditing techniques. However, it typically involves selecting a limited number of items for testing, rather than testing complete populations. We will often seek to target particular items for testing based on their size or risk characteristics. In other cases, we will use audit sampling to enable us to draw a conclusion about the population from which the sample is selected.

As part of an audit in accordance with ISAs, we exercise professional judgement and maintain professional scepticism throughout the audit. We also:

- ▶ Identify and assess the risks of material misstatement of the financial statements, whether due to fraud or error, design and perform audit procedures responsive to those risks, and obtain audit evidence that is sufficient and appropriate to provide a basis for our opinion. The risk of not detecting a material misstatement resulting from fraud is higher than for one resulting from error, as fraud may involve collusion, forgery, intentional omissions, misrepresentations, or the override of internal control.
- ▶ Obtain an understanding of internal control relevant to the audit in order to design audit procedures that are appropriate in the circumstances, but not for the purpose of expressing an opinion on the effectiveness of the company's internal control.
- ▶ Evaluate the appropriateness of accounting policies used and the reasonableness of accounting estimates and related disclosures made by the directors.
- ▶ Conclude on the appropriateness of the directors' use of the going concern basis of accounting and, based on the audit evidence obtained, whether a material uncertainty exists related to events or conditions that may cast significant doubt on the company's ability to continue as a going concern over a period of at least twelve months from the date of approval of the financial statements. If we conclude that a material uncertainty exists, we are required to draw attention in our auditor's report to the related disclosures in the financial statements or, if such disclosures are inadequate, to modify our opinion. Our conclusions are based on the audit evidence obtained up to the date of our auditor's report. However, future events or conditions may cause the company to cease to continue as a going concern.
- ▶ Evaluate the overall presentation, structure and content of the financial statements, including the disclosures, and whether the financial statements represent the underlying transactions and events in a manner that achieves fair presentation.

We communicate with those charged with governance regarding, among other matters, the planned scope and timing of the audit and significant audit findings, including any significant deficiencies in internal control that we identify during our audit.

We also provide those charged with governance with a statement that we have complied with relevant ethical requirements regarding independence, and to communicate with them all relationships and other matters that may reasonably be thought to bear on our independence, and where applicable, related safeguards.

From the matters communicated with those charged with governance, we determine those matters that were of most significance in the audit of the financial statements of the current period and are therefore the key audit matters. We describe these matters in our auditor's report unless law or regulation precludes public disclosure about the matter or when, in extremely rare circumstances, we determine that a matter should not be communicated in our report because the adverse consequences of doing so would reasonably be expected to outweigh the public interest benefits of such communication.

Use of this report

This report, including the opinions, has been prepared for and only for the members as a body in accordance with Article 113A of the Companies (Jersey) Law 1991 and for no other purpose. We do not, in giving these opinions, accept or assume responsibility for any other purpose or to any other person to whom this report is shown or into whose hands it may come save where expressly agreed by our prior consent in writing.

Report on other legal and regulatory requirements

Company Law exception reporting

Under the Companies (Jersey) Law 1991 we are required to report to you if, in our opinion:

- ▶ we have not received all the information and explanations we require for our audit;
- ▶ proper accounting records have not been kept; or
- ▶ the financial statements are not in agreement with the accounting records.

We have no exceptions to report arising from this responsibility.

Corporate governance statement

The Listing Rules require us to review the directors' statements in relation to going concern, longer-term viability and that part of the corporate governance statement relating to the company's compliance with the provisions of the UK Corporate Governance Code specified for our review. Our additional responsibilities with respect to the corporate governance statement as other information are described in the Reporting on other information section of this report.

The company has reported compliance against the 2019 AIC Code of Corporate Governance (the "Code") which has been endorsed by the UK Financial Reporting Council as being consistent with the UK Corporate Governance Code for the purposes of meeting the company's obligations, as an investment company, under the Listing Rules of the FCA.

Based on the work undertaken as part of our audit, we have concluded that each of the following elements of the corporate governance statement, included within the Strategic Report, is materially consistent with the financial statements and our knowledge obtained during the audit, and we have nothing material to add or draw attention to in relation to:

- ▶ The directors' confirmation that they have carried out a robust assessment of the emerging and principal risks;
- ▶ The disclosures in the Annual Report that describe those principal risks, what procedures are in place to identify emerging risks and an explanation of how these are being managed or mitigated;
- ▶ The directors' statement in the financial statements about whether they considered it appropriate to adopt the going concern basis of accounting in preparing them, and their identification of any material uncertainties to the company's ability to continue to do so over a period of at least twelve months from the date of approval of the financial statements;
- ▶ The directors' explanation as to their assessment of the company's prospects, the period this assessment covers and why the period is appropriate; and

Independent Auditor's Report

to the members of CQS New City High Yield Fund Limited
Continued

Report on the audit of the financial statements Continued

- ▶ The directors' statement as to whether they have a reasonable expectation that the company will be able to continue in operation and meet its liabilities as they fall due over the period of its assessment, including any related disclosures drawing attention to any necessary qualifications or assumptions.

Our review of the directors' statement regarding the longer-term viability of the company was substantially less in scope than an audit and only consisted of making inquiries and considering the directors' process supporting their statements; checking that the statements are in alignment with the relevant provisions of the Code; and considering whether the statement is consistent with the financial statements and our knowledge and understanding of the company and its environment obtained in the course of the audit.

In addition, based on the work undertaken as part of our audit, we have concluded that each of the following elements of the corporate governance statement is materially consistent with the financial statements and our knowledge obtained during the audit:

- ▶ The directors' statement that they consider the Annual Report, taken as a whole, is fair, balanced and understandable, and provides the information necessary for the members to assess the company's position, performance, business model and strategy;
- ▶ The section of the Annual Report that describes the review of effectiveness of risk management and internal control systems; and
- ▶ The section of the Annual Report describing the work of the Audit and Risk Committee.

We have nothing to report in respect of our responsibility to report when the directors' statement relating to the company's compliance with the Code does not properly disclose a departure from a relevant provision of the Code specified under the Listing Rules for review by the auditors.

Michael Byrne

For and on behalf of PricewaterhouseCoopers CI LLP
Chartered Accountants and Recognized Auditor
Jersey, Channel Islands

27 September 2024



Financial Statements

Statement of Comprehensive Income

For the year ended 30 June 2024

	Notes	Year ended 30 June 2024			Year ended 30 June 2023		
		Revenue £'000	Capital £'000	Total £'000	Revenue £'000	Capital £'000	Total £'000
Net capital gains/(losses)							
Gains/(losses) on financial assets at fair value	9	-	20,585	20,585	-	(17,988)	(17,988)
Foreign exchange gain/(loss) ¹		-	46	46	-	(252)	(252)
Revenue							
Investment income	2	28,582	-	28,582	26,229	-	26,229
Total income		28,582	20,631	49,213	26,229	(18,240)	7,989
Expenses							
Investment management fee	3	(1,663)	(554)	(2,217)	(1,591)	(530)	(2,121)
Other expenses	4	(942)	(72)	(1,014)	(647)	(89)	(736)
Total expenses		(2,605)	(626)	(3,231)	(2,238)	(619)	(2,857)
Profit/(loss) before finance income/(costs) and taxation		25,977	20,005	45,982	23,991	(18,859)	5,132
Finance income/(costs)							
Interest income		256	-	256	124	-	124
Interest expense	5	(1,854)	(618)	(2,472)	(1,167)	(389)	(1,556)
Profit/(loss) before taxation		24,379	19,387	43,766	22,948	(19,248)	3,700
Irrecoverable withholding tax	6	(350)	-	(350)	(505)	-	(505)
Profit/(loss) after taxation and total comprehensive income/(loss)		24,029	19,387	43,416	22,443	(19,248)	3,195
Basic and diluted earnings/(losses) per ordinary share (pence)	8	4.50p	3.63p	8.13p	4.51p	(3.87)p	0.64p

¹ Excludes foreign exchange gains and losses on financial assets at fair value through profit or loss which are presented within losses on financial assets at fair value.

The total column of this statement represents the Company's Statement of Comprehensive Income, prepared in accordance with IFRS as adopted by the EU (refer to note 1). The supplementary revenue return and capital return columns are both prepared under guidance published by the AIC.

There is no other comprehensive income as all income is recorded in the Statement of Comprehensive Income above.

All revenue and capital items in the above statement are derived from continuing operations.

No operations were acquired or discontinued in the year.

The accompanying notes on pages 66 to 87 are an integral part of these Financial Statements.

Statement of Financial Position

As at 30 June 2024

	Notes	As at 30 June 2024 £'000	As at 30 June 2023 £'000
Non-current assets			
Financial assets at fair value through profit or loss	9	299,529	266,011
Current assets			
Debtors and other receivables	10	4,905	7,010
Cash and cash equivalents		12,350	6,597
Total assets		316,784	279,618
Current liabilities			
Bank loan	11	(35,000)	(35,000)
Creditors and other payables	12	(8,321)	(4,187)
Total liabilities		(43,321)	(39,187)
Net asset value		273,463	240,431
Stated capital and reserves			
Stated capital account	13	258,364	244,884
Special distributable reserve		50,385	50,385
Capital reserve		(51,471)	(70,858)
Revenue reserve		16,185	16,020
Equity Shareholders' funds		273,463	240,431
Net asset value per ordinary share (pence)	15	49.59p	45.83p

The Financial Statements on pages 62 to 87 were approved by the Board of Directors and authorised for issue on 27 September 2024 and were signed on its behalf by:

Caroline Hitch

Chair

27 September 2024

The accompanying notes on pages 66 to 87 are an integral part of these Financial Statements.

Statement of Changes in Equity

For the year ended 30 June 2024

	Notes	Stated capital account ¹ £'000	Special distributable reserve ² £'000	Capital reserve ¹ £'000	Revenue reserve ³ £'000	Total £'000
At 1 July 2023		244,884	50,385	(70,858)	16,020	240,431
Total comprehensive income for the year:						
Profit for the year		-	-	19,387	24,029	43,416
Transactions with owners recognised directly in equity:						
Dividends paid	7	-	-	-	(23,864)	(23,864)
Net proceeds from issue of shares	13	13,480	-	-	-	13,480
At 30 June 2024		258,364	50,385	(51,471)	16,185	273,463

For the year ended 30 June 2023

	Notes	Stated capital account ¹ £'000	Special distributable reserve ² £'000	Capital reserve ¹ £'000	Revenue reserve ³ £'000	Total £'000
At 1 July 2022		220,649	50,385	(51,610)	15,562	234,986
Total comprehensive income for the year:						
Profit/(loss) for the year		-	-	(19,248)	22,443	3,195
Transactions with owners recognised directly in equity:						
Dividends paid	7	-	-	-	(21,985)	(21,985)
Net proceeds from issue of shares	13	24,235	-	-	-	24,235
At 30 June 2023		244,884	50,385	(70,858)	16,020	240,431

¹ Following a change in Companies (Jersey) Law 1991 effective 27 June 2008, dividends can be paid out of any capital account of the Company subject to certain solvency restrictions. However, it is the Company's policy to account for revenue items and pay dividends, drawing where necessary from a separate revenue reserve.

² The balance on the special distributable reserve of £50,385,000 (2023: £50,385,000) is treated as distributable profits available to be used for all purposes permitted by Jersey Company Law including the buying back of ordinary shares, the payment of dividends and the payment of preliminary expenses.

³ The balance on the revenue reserve of £16,185,000 (2023: £16,020,000) is available for paying dividends.

The accompanying notes on pages 66 to 87 are an integral part of these Financial Statements.

Cash Flow Statement

For the year ended 30 June 2024

	Notes	Year ended 30 June 2024 £'000	Year ended 30 June 2023 £'000
Operating activities			
Profit before taxation ¹		43,766	3,700
Adjustments to reconcile profit before taxation to net cash flows:			
Realised (gains)/losses on financial assets at fair value through profit or loss	9	(847)	1,273
Unrealised (gains)/losses on financial assets at fair value through profit or loss	9	(19,738)	16,715
Effective interest adjustment	9	(294)	(243)
Foreign exchange (gain)/loss		(46)	252
Interest expense		2,472	1,432
Purchase of financial assets at fair value through profit or loss ²		(80,303)	(77,242)
Proceeds from sale of financial assets at fair value through profit or loss ³		74,346	57,170
Changes in working capital			
Decrease/(increase) in other receivables		2,307	(3,191)
(Decrease)/increase in other payables		(2,722)	657
Irrecoverable withholding tax paid		(350)	(505)
Net cash generated from operating activities		18,591	18
Financing activities			
Dividends paid	7	(23,864)	(21,985)
Drawdown of bank loan	11	-	2,000
Interest paid on loan facility		(2,500)	(1,404)
Proceeds from issuance of ordinary shares ⁴	13	13,480	24,235
Net cash (used in)/generated from financing activities		(12,884)	2,846
Increase in cash and cash equivalents		5,707	2,864
Cash and cash equivalents at the start of the year		6,597	3,985
Exchange gain/(loss)		46	(252)
Cash and cash equivalents at the end of the year		12,350	6,597

¹ Included within profit before taxation is dividend income of £5,818,000 (2023: £4,964,000) and interest income of £22,764,000 (2023: £21,265,000).

² Amounts due to brokers as at 30 June 2024 relating to purchases of financial assets at fair value through profit amounted to £7,788,000 (2023: £904,000).

³ Amounts due from brokers as at 30 June 2024 relating to sales of financial assets at fair value through profit amounted to £202,000 (2023: £nil).

⁴ Amounts due on new share issuance not yet received as at 30 June 2024 amounted to £nil (2023: £nil).

The accompanying notes on pages 66 to 87 are an integral part of these Financial Statements.

Notes to the Financial Statements

1. ACCOUNTING POLICIES

(a) Basis of accounting

These Financial Statements have been prepared in accordance with IFRS as adopted by the EU and in accordance with the guidance set out in the SORP: Financial Statements of Investment Trust Companies and Venture Capital Trusts issued by the AIC in November 2014 and updated most recently in July 2022 with consequential amendments. Notwithstanding that the Company is not an investment trust company, given the purpose of the Company and certain similar characteristics, the Company has chosen to follow the guidance set out in the SORP where it is consistent with the requirements of IFRS.

The functional and reporting currency of the Company is pound sterling because that is the primary economic environment in which the Company operates. The Financial Statements and notes are presented in pound sterling and are rounded to the nearest thousand except where otherwise indicated.

The Financial Statements have been prepared on the historical cost basis, except that investments are stated at fair value and categorised as financial assets at fair value through profit or loss.

Going concern

At each AGM of the Company, Shareholders are given the opportunity to vote on an ordinary resolution to continue the Company as an investment company. If any such resolution is not passed, the Board will put forward proposals at an extraordinary general meeting

to liquidate or otherwise reconstruct or reorganise the Company. Given the performance of the Company, input from the Company's major Shareholders and its Broker and considering that 99% of the Shareholder's votes at the last AGM held on 30 November 2023, were in favour of the continuation of the Company, the Board considers it likely that Shareholders will vote in favour of continuation at the forthcoming AGM.

The Company's existing loan facility as detailed on pages 74 to 75, is of an amount of up to £45,000,000 and is due to mature on 18 December 2024 after which it is anticipated the Company will take out a new facility on comparable terms. After making enquiries of the Investment Manager and having considered the Company's investment objective, nature of the investment portfolio, loan facility, expenditure projections and the impact of the current geo-political and market uncertainty on the Company, the Directors consider that the Company has adequate resources to continue in operational existence for the foreseeable future. For this reason the Directors continue to adopt the going concern basis in preparing the Financial Statements, notwithstanding that the Company is subject to an annual continuation vote as described above.

Accounting developments

Standards and amendments to existing standards effective in current year

The following new standards, amendments and interpretations to existing standards have been issued and are effective in the current year and the Directors believe that the application of these amendments and interpretations do not significantly impact the Company's Financial Statements:

Standards	Effective for periods beginning on or after
▶ IFRS 17 Insurance Contracts	1 January 2023
▶ Disclosure of Accounting Policies – Amendments to IAS 1 and IFRS Practice Statement 2	1 January 2023
▶ Definition of Accounting Estimates – Amendments to IAS 8	1 January 2023
▶ Deferred Tax related to Assets and Liabilities arising from a Single Transaction – Amendments to IAS 12	1 January 2023
▶ International Tax Reform–Pillar Two Model Rules – Amendments to IAS 12	27 May 2023

Standards and amendments becoming effective in future periods

The following standards, amendments and interpretations to existing standards become effective in future accounting periods and have not been early adopted by the Company, as the Directors believe that these amendments do not significantly impact the Company's Financial Statements:

Standards	Effective for periods beginning on or after
▶ Non-current Liabilities with Covenants and Classification of Liabilities as Current or Non-current – Amendments to IAS 1	1 January 2024
▶ Lease Liability in a Sale and Leaseback – Amendments to IFRS 16	1 January 2024
▶ Supplier Finance Arrangements – Amendments to IAS 7 and IFRS 7	1 January 2024
▶ Lack of Exchangeability – Amendments to IAS 21	1 January 2025
▶ IFRS 18 Presentation and Disclosure in Financial Statements	1 January 2027
▶ IFRS S1 General Requirements for Disclosure of Sustainability-related Financial Information and IFRS S2** Climate-related Disclosures	To be determined
▶ Sale or Contribution of Assets between an Investor and its Associate or Joint Venture – Amendments to IFRS 10 and IAS 28	Optional

Critical accounting estimates and judgements

The preparation of the Financial Statements necessarily requires the exercise of judgement both in application of accounting policies which are set out below and in the selection of assumptions used in the calculation of estimates. These estimates and judgements are reviewed on an ongoing basis and are continually evaluated based on historical experience and other factors. However, actual results may differ from these estimates.

The valuation of financial assets involves estimation and judgements. The major part of the Company's financial assets is its financial assets held at fair value through profit or loss which are valued by reference to listed and quoted bid prices, however some of these financial assets are thinly traded. Such financial assets are best valued by reference to current market price quotes provided by independent brokers. The Directors may overlay such prices with situation specific adjustments including (a) taking a second independent opinion on a specific investment, or (ii) reducing the value to a net present value, to reflect the likely time to be taken to realise a stock which the Company is actively looking to sell. The outturn is reflected in the valuations of investments as set out in note 22 to the Financial Statements.

Financial assets which are not listed or where trading in the securities of an investee company is suspended or

are unquoted are valued by the Manulife | CQS Valuation Committee which recommends a valuation methodology which is presented and discussed at each Valuation Committee, the minutes of which are available to the Company's Directors, Auditors, Administrators and Depositories. The methodologies used for hard-to-value investments may include matrix pricing, discounted cash flows, benchmark pricing and/or model-based pricing.

There were no other significant accounting estimates or significant judgements in the current or previous year.

A summary of the principal accounting policies which have been applied to all periods presented in these Financial Statements is set out below.

(b) Financial assets

Financial assets which comprise equity shares, convertible bonds and fixed income securities, are classified as held at fair value through profit or loss as the Company's business model is not to hold these financial assets for the sole purposes of collecting contractual cash flows. In making this assessment, the Directors have given regard to the investment strategy of the Company, the fact that the performance of the portfolio is evaluated on a fair value basis and the fact that the Investment Manager is remunerated on a percentage of total assets.

Notes to the Financial Statements

Continued

Purchases or sales of financial assets are recognised/derecognised on the date the Company trades the investments. On initial recognition investments are measured at fair value and classified as fair value through profit or loss with any subsequent gain or loss, including any gain or loss arising from a change in exchange rates, recognised in the Statement of Comprehensive Income.

Financial assets held at fair value through profit or loss are valued in accordance with the policies described in the critical accounting estimates and judgements section above.

Financial assets also include the Company's cash and cash equivalents (comprising of cash held in current accounts and overdraft balances) and debtors and other receivables which are held at amortised cost using effective interest rate, less any impairment.

(c) Financial liabilities

Financial liabilities include amounts due to brokers, bank loan, interest on bank loan and other creditors which are held at amortised cost using the effective interest rate method. Financial liabilities are recognised initially at fair value, net of transaction costs incurred and are subsequently carried at amortised cost using the effective interest rate method. Financial liabilities are derecognised when the obligation specified in the contract is discharged, cancelled or expires.

(d) Investment income

Dividends receivable on equity shares (including preference shares) are recognised as income on the date that the related investments are marked ex-dividend. Dividends receivable on equity shares where no ex-dividend date is quoted are recognised as income when the Company's right to receive payment is established.

Dividends from overseas companies are shown gross of any non-recoverable withholding taxes which are disclosed separately in the Statement of Comprehensive Income.

Fixed returns on non-equity shares and debt securities (including preference shares) are recognised on a time apportioned basis so as to reflect the effective interest rate on those instruments. Other returns on non-equity

shares are recognised when the right to the return is established.

Where the Company has elected to receive its dividends in the form of additional shares rather than cash, an amount equal to the cash dividend is recognised as income. Any excess in the value of the shares received over the amount of the cash dividend is recognised in the capital reserve.

(e) Expenses, including finance charges

All expenses are accounted for on an accruals basis. Expenses are charged through the revenue account except as follows:

- ▶ expenses which are incidental to the acquisition of an investment are charged to the capital account;
- ▶ expenses which are incidental to the disposal of an investment charged to the capital account;
- ▶ the Company charges 25% of investment management fees and interest costs to capital, in line with the Board's expected long term return in the form of capital gains and income respectively from the investment portfolio of the Company. For further details refer to notes 3 and 5; and
- ▶ expenses incurred in connection with the maintenance or enhancement of the value of the investments or for the long term benefit of the Company are charged to capital.

(f) Foreign currencies

Transactions denominated in foreign currencies are recorded in the functional currency at actual exchange rates at the date of the transaction. Monetary assets and liabilities denominated in foreign currencies at the period end are reported in sterling at the rates of exchange prevailing at the period end. Exchange gains and losses on investments held at fair value through profit or loss are included in 'Gains/(losses) on financial assets at fair value'. Exchange gains and losses on other balances are disclosed separately in the Statement of Comprehensive Income.

(g) Reserves

- (i) Capital reserve. Following a change in Jersey Company law effective 27 June 2008, dividends can be paid out of any capital account of the Company subject to certain solvency restrictions. It is the Company's policy however to account for revenue items and pay dividends through a separate revenue reserve. The following are accounted for in the capital reserve:
 - ▶ gains and losses on the realisation of investments;
 - ▶ realised and unrealised exchange differences of a capital nature;
 - ▶ expenses and finance costs charged in accordance with the policies above; and
 - ▶ increases and decreases in the valuation of investments held at the period end.
- (ii) Special distributable reserve. This reserve is treated as distributable profits available to be used for all purposes permitted by Jersey company law including the buying back of ordinary shares, the payment of dividends (see note 7) and the payment of preliminary expenses.
- (iii) Revenue reserve. The net profit/(loss) and total comprehensive income/(loss) arising in the revenue column of the Statement of Comprehensive Income is added to or deducted from this reserve and is available for paying dividends.

(h) Share capital

Ordinary shares

The Company's ordinary shares are classified as equity based on the substance of the contractual arrangements and in accordance with the definition of equity instruments under International Accounting Standard ("IAS") 32. The proceeds from the issue of ordinary shares are recognised in the Statement of Changes in Equity, net of issue costs.

Treasury shares

When the Company purchases its ordinary shares to be held in treasury, the amount of the consideration paid, which includes directly attributable costs is recognised as a deduction from the stated capital account. When these shares are sold subsequently, the amount received is recognised as an increase in equity and the resulting surplus or deficit on the transaction is transferred to or from the stated capital account.

(i) Segmental information

The Company, holds a wide variety of different investments in a wide range of issues locating in different geographies and operating in different sectors. However, resources are allocated and the business is managed by the chief operating decision-makers, the Directors, on an aggregated basis. Strategic and financial management decisions are determined centrally by the Directors and, on this basis, the Company operates as a single investment management business and no segmental reporting is provided.

Notes to the Financial Statements

Continued

2. INVESTMENT INCOME

	2024 £'000	2023 £'000
Income from financial assets at fair value through profit or loss¹		
Dividend income	5,818	4,964
Interest on fixed income securities ²	22,764	21,265
Total income	28,582	26,229

¹ All investment income arises on financial assets valued at fair value through profit or loss.

² Fixed income securities include fixed and floating rate securities, convertible securities and preference shares.

3. INVESTMENT MANAGEMENT FEE

	2024 Revenue £'000	2024 Capital £'000	2024 Total £'000	2023 Revenue £'000	2023 Capital £'000	2023 Total £'000
Investment management fee	1,663	554	2,217	1,591	530	2,121

The Company's investment manager is CQS (UK) LLP.

As per the Investment Management Agreement dated 18 September 2019, the management fee is charged at a rate of 0.80% per annum on the Company's total assets (being total assets less current liabilities (other than bank borrowings and ignoring any taxation which is or may be payable by the Company)) up to £200,000,000, 0.70% per annum of total assets in excess of £200,000,000 and up to and including £300,000,000 and 0.60% per annum thereafter. The management fee is paid monthly in arrears.

The contract between the Company and the Investment Manager may be terminated by either party giving not less than 12 months' notice of termination.

During the year ended 30 June 2024, investment management fees of £2,217,000 (2023: £2,121,000) were incurred, of which £375,000 (2023: £176,000) was payable at the year-end. Investment management fees have been allocated 75% to revenue and 25% to capital. The Board has resolved to amend the apportionment ratio to 60% to revenue and 40% to capital with effect from 1 July 2024 to better reflect the purpose and expected future performance of the Company.

4. OTHER EXPENSES

	2024 Revenue £'000	2024 Capital £'000	2024 Total £'000	2023 Revenue £'000	2023 Capital £'000	2023 Total £'000
Secretarial and administration fees	214	-	214	206	-	206
Directors' fees	182	-	182	169	-	169
Auditors' remuneration for audit services ¹	52	-	52	51	-	51
Broker fees	30	-	30	30	-	30
Printing	34	-	34	18	-	18
Bank and custody (rebate)/charges	66	-	66	(53)	-	(53)
Registrars' fees	33	-	33	33	-	33
Depositary fees	45	-	45	45	-	45
Legal and professional fees	175	-	175	44	-	44
Other	111	72	183	104	89	193
	942	72	1,014	647	89	736

Directors' fees

For the year ended 30 June 2024, Directors' remuneration were as follows:

Chair	£45,000
Audit Chair	£39,000
Other	£32,500

Directors' fees of £nil (2023: £7,500) were payable as at 30 June 2024.

No pension contributions were payable in respect of any of the Directors and the Company does not have any employees.

¹Non-audit fees paid to the auditor

There were no non-audit fees paid to the auditor during the years ended 30 June 2024 and 30 June 2023.

5. INTEREST EXPENSE

	2024 Revenue £'000	2024 Capital £'000	2024 Total £'000	2023 Revenue £'000	2023 Capital £'000	2023 Total £'000
Interest expense	1,854	618	2,472	1,167	389	1,556

Interest expense and similar charges have been allocated 75% to revenue and 25% to capital as explained in note 1(e). The Board has resolved to amend the apportionment ratio to 60% to revenue and 40% to capital with effect from 1 July 2024 to better reflect the purpose and expected future performance of the Company.

Notes to the Financial Statements

Continued

6. IRRECOVERABLE WITHHOLDING TAX

The taxation charge for the year is comprised of:

	2024 Revenue £'000	2024 Capital £'000	2024 Total £'000	2023 Revenue £'000	2023 Capital £'000	2023 Total £'000
Irrecoverable withholding tax suffered	350	–	350	505	–	505

The taxation on profit differs from the theoretical expense that would apply on the Company's profit before taxation using the applicable tax rate in Jersey of 0% for the year ended 30 June 2024 (2023: 0%) as follows:

	2024 £'000	2023 £'000
Profit on ordinary activities before taxation	43,766	3,700
Theoretical tax expense at 0% (2023: 0%)	–	–
Effects of:		
Foreign withholding tax	350	505
Current year revenue tax charge	350	505

7. DIVIDENDS

	2024 £'000	2023 £'000
Amounts recognised as distributions to equity holders in the year:		
Dividends in respect of the year ended 30 June 2023		
– Fourth interim dividend of 1.49p (2022: 1.48p) per ordinary share	7,817	7,054
Dividends in respect of the year ended 30 June 2024		
– First interim dividend of 1.00p (2023: 1.00p) per ordinary share	5,263	4,815
– Second interim dividend of 1.00p (2023: 1.00p) per ordinary share	5,360	4,963
– Third interim dividend of 1.00p (2023: 1.00p) per ordinary share	5,424	5,153
	23,864	21,985

A fourth interim dividend in respect of the year ended 30 June 2024 of 1.50p per ordinary share was paid on 30 August 2024 to Shareholders on the register on 2 August 2024, having an ex-dividend date of 1 August 2024.

In accordance with IFRS, dividends paid to the Company's Shareholders are recognised when they become payable on the ex-dividend date, consequently the fourth interim dividend has not been included as a liability in these Financial Statements and will be recognised in the period in which it becomes payable.

8. BASIC AND DILUTED EARNINGS/(LOSSES) PER ORDINARY SHARE (PENCE)

	2024 Revenue pence	2024 Capital pence	2024 Total pence	2023 Revenue pence	2023 Capital pence	2023 Total pence
Basic and diluted earnings/(losses) per ordinary share (pence)	4.50p	3.63p	8.13p	4.51p	(3.87p)	0.64p

The revenue earnings per ordinary share is based on the net profit after taxation of £24,029,000 (2023: £22,443,000) and the capital return per ordinary share is based on a net capital gain of £19,387,000 (2023: net capital loss of £19,248,000). Both the revenue and capital earnings per ordinary share is based on a weighted average of 533,873,033 (2023: 497,695,146) ordinary shares in issue throughout the year.

Total earnings per ordinary share reflects both revenue earnings and capital returns per ordinary share. The Company has not issued any instruments that could potentially dilute basic earnings per ordinary share in the future. Therefore, the Company's basic earnings per ordinary share is equivalent to its diluted earnings per ordinary share.

There have been no transactions involving the Company's ordinary shares between 1 July 2024 and 27 September 2024 other than those disclosed in note 25, which were issued at a premium to the 30 June 2024 NAV.

9. FINANCIAL ASSETS AT FAIR VALUE THROUGH PROFIT OR LOSS

All financial assets are valued at fair value through profit or loss. Gains or losses arising from changes in the fair value of investments are included in the Statement of Comprehensive Income.

	2024 £'000	2023 £'000
Equity shares ¹	50,226	45,763
Fixed income securities ²	249,303	220,248
	299,529	266,011

¹ Equity shares include investment funds.

² Fixed income securities include fixed and floating rate securities, convertible securities and preference shares.

	2024 £'000	2023 £'000
Opening valuation	266,011	263,393
Purchases at cost	87,187	77,533
Sales proceeds	(74,548)	(57,170)
Realised gains/(losses) on sales	847	(1,273)
Effective interest adjustment	294	243
Unrealised gains/(losses)	19,738	(16,715)
Closing valuation	299,529	266,011

Notes to the Financial Statements

Continued

	2024	2023
	£'000	£'000
Losses on investments		
Realised gains/(losses) ¹	847	(1,273)
Unrealised gains/(losses) ²	19,738	(16,715)
	20,585	(17,988)

¹ Realised gains/(losses) on financial assets at fair value through profit or loss is made up of gains of £6,250,000 (2023: 6,030,000) and losses of £5,403,000 (2023: 7,303,000).

² Unrealised losses on financial assets at fair value through profit or loss is made up of gains of £34,325,000 (2023: 8,225,000) and losses of £14,587,000 (2023: 24,940,000).

10. DEBTORS AND OTHER RECEIVABLES

	2024	2023
	£'000	£'000
Accrued income	4,679	7,000
Amounts due from brokers	202	–
Prepayments and other debtors	24	10
	4,905	7,010

11. BANK LOAN

	2024	2023
	£'000	£'000
Bank loan facility- opening balance	35,000	33,000
Drawdowns	–	2,000
Bank loan facility – closing balance	35,000	35,000

The Company had a short-term unsecured loan facility with Scotiabank up to a limit of £45,000,000 which expired on 17 December 2023. On 20 December 2023, the Company entered into an Amendment and Restatement Agreement with Scotiabank to renew the loan facility, under the following terms:

- ▶ the Agreement contains an option to increase the facility by a further £5,000,000 – no commitment fees are payable on the £5,000,000 until this option is exercised;
- ▶ the loan facility is due to expire on 18 December 2024;
- ▶ the interest on the loan is a margin of 2.00% per annum plus the daily non-cumulative compounded Reference Rate (RFR); and
- ▶ the commitment fees payable is 0.675% per annum on the daily available commitment.

As at 30 June 2024, the drawn down amount of the facility was £35,000,000 (2023: £35,000,000).

For the year ended 30 June 2024 and up until the date of this report, the Company has complied with all covenants of the loan facility, which are as follows:

- ▶ the borrower shall not permit the adjusted asset coverage to be less than 4 to 1;
- ▶ the borrower shall not permit the NAV to be less than £95,000,000 at any time; and
- ▶ the borrower shall maintain an additional adjusted asset coverage of at least 1.5 to 1 at all times.

The bank loan facility is a financial liability held at amortised cost.

12. CREDITORS AND OTHER PAYABLES

	2024	2023
	£'000	£'000
Amounts due to brokers	7,788	904
Interest on bank loan facility	28	56
Other creditors	505	3,227
	8,321	4,187

13. STATED CAPITAL ACCOUNT

Authorised

The authorised share capital of the Company is represented by an unlimited number of ordinary shares of no par value.

Allotted, called up and fully-paid

	Number of ordinary shares	Amount received £'000	Share Issue Costs £'000	Share capital £'000
Total as at 1 July 2023	524,601,858			244,884
1,750,000 ordinary shares of no par value allotted on 29 September 2023 at 49.00p	1,750,000	858	(6)	852
1,500,000 ordinary shares of no par value allotted on 1 November 2023 at 48.15p	1,500,000	722	(5)	717
1,500,000 ordinary shares of no par value allotted on 24 November 2023 at 48.80p	1,500,000	732	(5)	727
500,000 ordinary shares of no par value allotted on 30 November 2023 at 49.00p	500,000	245	(2)	243
750,000 ordinary shares of no par value allotted on 7 December 2023 at 49.00p	750,000	368	(3)	365
500,000 ordinary shares of no par value allotted on 14 December 2023 at 49.10p	500,000	245	(1)	244

Notes to the Financial Statements

Continued

500,000 ordinary shares of no par value allotted on 20 December 2023 at 49.90p	500,000	250	(2)	248
750,000 ordinary shares of no par value allotted on 21 December 2023 at 50.00p	750,000	375	(3)	372
500,000 ordinary shares of no par value allotted on 22 December 2023 at 50.00p	500,000	250	(2)	248
2,700,000 ordinary shares of no par value allotted on 4 January 2024 at 50.20p	2,700,000	1,355	(10)	1,345
500,000 ordinary shares of no par value allotted on 9 January 2024 at 50.40p	500,000	252	(2)	250
800,000 ordinary shares of no par value allotted on 30 January 2024 at 50.00p	800,000	400	(3)	397
500,000 ordinary shares of no par value allotted on 3 April 2024 at 51.80p	500,000	259	(2)	257
2,500,000 ordinary shares of no par value allotted on 5 April 2024 at 51.60p	2,500,000	1,290	(10)	1,280
2,000,000 ordinary shares of no par value allotted on 8 April 2024 at 51.60p	2,000,000	1,032	(8)	1,024
500,000 ordinary shares of no par value allotted on 9 April 2024 at 51.60p	500,000	258	(2)	256
4,850,000 ordinary shares of no par value allotted on 9 May 2024 at 51.20p	4,850,000	2,483	(19)	2,464
500,000 ordinary shares of no par value allotted on 17 May 2024 at 51.60p	500,000	258	(2)	256
2,000,000 ordinary shares of no par value allotted on 7 June 2024 at 52.00p	2,000,000	1,040	(8)	1,032
1,250,000 ordinary shares of no par value allotted on 17 June 2024 at 52.00p	1,250,000	650	(5)	645
500,000 ordinary shares of no par value allotted on 18 June 2024 at 52.00p	500,000	260	(2)	258
Total as at 30 June 2024	551,451,858	13,582	(102)	258,364

The balance of shares left in Treasury at the year-end was nil (2023: nil shares).

On 7 May 2024, a block listing facility for 34,000,000 new shares was approved by the UK Listing Authority. This facility is used for the purposes of satisfying market demand.

Because the criteria in paragraphs 16c and 16d of IAS 32 Financial Instruments: Presentation have been met, the stated capital of the Company is classified as equity even though there is an annual continuation vote.

Ordinary shares issued are accounted for based on the associated trade date.

14. RESERVES

The capital of the Company is managed in accordance with its investment policy, in pursuit of its investment objective, which is detailed on page 27.

On 24 May 2007, the Royal Court of the Island of Jersey confirmed that the amount standing to the credit of the Company's stated capital account be reduced by 75% and was used to create the special distributable reserve in the Company's accounts. This reserve is treated as distributable profits available to be used for all purposes permitted by Jersey company law including the buying back of ordinary shares, the payment of dividends and the payment of preliminary expenses.

Capital management policies and procedures

The Board defines capital as financial resources available to the Company. The Company's capital as at 30 June 2024 comprises its stated capital, special distributable reserve, capital reserve and revenue reserve at a total of £273,463,000 (2023: £240,431,000).

The Company's capital management objectives are:

- ▶ to ensure that the Company will be able to continue as a going concern; and
- ▶ to maximise the capital return to its equity Shareholders through an appropriate balance of equity capital and debt.

The Board normally seeks to limit gearing to 25% of Shareholders' funds at the time of borrowing. The Board monitors and reviews the broad structure of the Company's capital on an ongoing basis. This review includes the nature and planned level of gearing, which takes account of the Investment Manager's views on the market and the extent to which revenue in excess of that which is required to be distributed should be retained. The Company has no externally imposed capital requirements.

The capital of the Company is managed in accordance with its investment policy detailed in the Strategic Review on page 27.

15. NET ASSET VALUE PER ORDINARY SHARE

The NAV per ordinary share and the NAV attributable to the ordinary shares at the year-end calculated in accordance with their entitlements in the Articles of Association were as follows:

	2024	2023
NAV (£'000)	273,463	240,431
NAV per ordinary share (pence)	49.59p	45.83p

NAV per ordinary share has been calculated based on the share capital in issue as at year end. The issued share capital as at 30 June 2024 comprised of 551,451,858 (2023: 524,601,858) ordinary shares.

Notes to the Financial Statements

Continued

16. FINANCIAL INSTRUMENTS

The Company's financial instruments comprise its investment portfolio, cash balances, bank loan and debtors and creditors that arise directly from its operations. As an investment company, the Company holds a portfolio of financial assets and financial liabilities in pursuit of its investment objective. The Company uses flexible borrowings for short term purposes and to seek to enhance the returns to Shareholders, when considered appropriate by the Investment Manager.

Financial assets at fair value through profit or loss (see note 9) are held at fair value. For listed securities trading actively, fair value is considered to be equivalent to the most recently available bid price. Where listed securities are not trading actively, independent broker quotes are referenced to estimate fair value. For unlisted securities, fair value is determined by the Board using valuation techniques based on unobservable inputs, mainly using broker quotes. The fair value of other receivables, cash and cash equivalents and other payables is represented by their carrying value in the Statement of Financial Position shown on page 63. These are short term financial assets and liabilities whose carrying value approximate fair value.

The main risks that the Company faces arising from its financial instruments are:

- (i) market price risk, being the risk that the fair value or future cash flows of a financial instrument will fluctuate because of changes in market prices and comprises currency risk, interest rate risk and other price risk;
- (ii) interest rate risk, being the risk that the future cash flows of a financial instrument will fluctuate because of changes in market interest rates;
- (iii) foreign currency risk, being the risk that the value of investment holdings, investment purchases, investment sales and income will fluctuate because of movements in currency exchange rates;
- (iv) credit risk, being the risk that a counterparty to a financial instrument will fail to discharge an obligation or commitment that it has entered into with the Company; and
- (v) liquidity risk, being the risk that the bank may demand repayment of the loan and/or that the Company may not be able to liquidate quickly its investments.

The Company held the following categories of financial instruments as at 30 June 2024, all of which are held at amortised cost, other than financial assets at fair value through profit or loss, which are held at fair value. The Directors are of the opinion that for the financial instruments held at amortised cost, the carrying value approximates their fair value.

	2024 £'000	2023 £'000
Financial assets		
Financial assets at fair value through profit or loss	299,529	266,011
Cash and cash equivalents	12,350	6,597
Accrued income	4,679	7,000
Amount due from brokers	202	-
Financial liabilities		
Amount due to brokers	(7,788)	(904)
Bank loan	(35,000)	(35,000)
Interest on bank loan facility	(28)	(56)
Other creditors	(505)	(3,227)

17. MARKET PRICE RISK

Market price risk (including other price risk) arises mainly from uncertainty about future prices of financial instruments held. It represents the potential loss the Company might suffer through holding market positions in the face of price movements. To mitigate the risk the Investment Manager's investment strategy is:

- ▶ to select investments for their fundamental value. Stock selection is based on disciplined accounting, thorough market and sector analysis, with the emphasis on investments that will redeem in full at the end of their maturity date.
- ▶ to ensure that an appropriate spread of investments is held in the portfolio in order to reduce both the statistical risk and the risk arising from factors specific to a country or sector.
- ▶ to monitor market prices throughout the year and report to the Board, which meets regularly in order to consider investment strategy.

Investment and portfolio performance are discussed in the Investment Manager's Review and further information on the investment portfolio is set out on pages 16 to 19. These pages do not form part of the audited Financial Statements.

If the investment portfolio valuation fell 7.5% (2023: fall of 7.5%) at 30 June 2024, the impact on the profit or loss and the NAV would have been negative £22,465,000 (2023: negative £19,951,000). Due to the effect of gearing, the impact on the NAV per ordinary share would have been a decrease of 8.2% (2023: decrease of 8.3%). If the investment portfolio valuation rose by the same amount, the effect would have been equal and opposite. The calculations are based on the portfolio valuation at the Statement of Financial Position date and is not representative of the period as a whole and may not be reflective of future market conditions.

The Directors believe 7.5% is a relevant percentage based on average market volatility in recent years.

18. INTEREST RATE RISK

The Company's financial assets and liabilities, with the exception of cash and cash equivalents (see below), that are subject to interest rate risk are detailed below.

	2024 £'000	2024 Weighted average interest rate (%)	2024 Weighted average period for which the rate is fixed (years)	2023 £'000	2023 Weighted average interest rate (%)	2023 Weighted average period for which the rate is fixed (years)
Financial assets:						
Fixed rate instruments & convertible securities	137,867	7.47	3.92	144,383	7.35	4.09
Floating rate notes	111,200	6.34	n/a	75,637	5.08	n/a
Preference shares	236	0.00	n/a	228	0.00	n/a
Financial liabilities:						
Bank Loan	35,000	6.90	n/a	35,000	6.38	n/a

Notes to the Financial Statements

Continued

Financial assets

Fixed, floating rate and preference share yields and their prices, are determined by market perception as to the appropriate level of yields given the economic background. Key determinants include economic growth prospects, inflation, the Government's fiscal position, short term interest rates and international market comparisons. The Investment Manager takes all these factors into account when making any investment decisions as well as considering the financial standing of the potential investee company.

Interest rates on fixed income instruments are fixed at the time of purchase, as the fixed coupon payments are known, as are the final redemption proceeds. Consequentially, if a fixed income instrument is held until its redemption date, the total return achieved is unaltered from its purchase date. However, over the life of a fixed income instrument the market price at any given time will depend on the market environment at that time. Therefore, a fixed income instrument sold before its redemption date is likely to have a different price to its purchase level and a profit or loss may be incurred.

Interest rates on floating rate instruments vary throughout the life of the instrument based on movements in the applicable underlying base rate. Consequentially, the total return achieved on these positions changes throughout the life of position. In addition, over the life of the financial instrument, the market price of such instruments will depend on the market environment at that time. Therefore, a floating rate instrument sold before its redemption date is likely to have a different price to its purchase level and a profit or loss may be incurred.

Cash and cash equivalents

When the Company retains cash balances they are held in floating rate deposit accounts. As at 30 June 2024, cash and cash equivalents included cash amount of £5,975,000 (2023: £2,987,000) held in sterling and £6,375,000 (2023: £3,610,000) in a range of other currencies. The benchmark rate which determines the interest payments received on sterling interest bearing cash balances is the UK bank base rate, which was 5.25% (2023: 5.00%) at 30 June 2024.

Financial liabilities

The Company has borrowed in sterling at a variable rate of interest based on the UK bank base rate. The impact of a 1% increase (or decrease) in the bank base rate would be a NAV loss (or gain) of £350,000 (2023: £350,000). The impact is linear – in other words, a 2% increase (or decrease) in the bank base rate would result in twice the NAV loss (or gain) as 1%. The calculations are based on borrowings as at the respective Statement of Financial Position dates and are not representative of the year as a whole.

At year-end, the Company held a bank loan of £35,000,000 from Scotiabank, details of which are contained in note 11 on pages 74 to 75.

19. FOREIGN CURRENCY RISK

The Company invests in overseas securities and may hold foreign currency cash balances which give rise to currency risks. It is not the Company's policy to hedge this risk on a continuing basis, but it may do so from time to time.

Foreign currency exposure at 30 June 2024 and 30 June 2023 was as follows:

	2024		2024		2023		2023	
	Investments	Cash	Accrued Income	Total	Investments	Cash	Accrued Income	Total
	£'000	£'000	£'000	£'000	£'000	£'000	£'000	£'000
Euro	35,223	1,215	492	36,930	30,838	1,168	331	32,337
Australian dollar	-	2	-	2	193	5	-	198
US dollar	47,104	5,139	824	53,067	50,770	2,298	1,011	54,079
Norwegian krone	3,044	2	16	3,062	929	51	17	997
Canadian dollar	236	9	-	245	228	4	-	232
Swedish krona	3,044	2	60	3,106	4,507	84	72	4,663
Swiss Franc	-	6	-	6	-	-	-	-
	88,651	6,375	1,392	96,418	87,465	3,610	1,431	92,506

If the value of sterling had weakened against each of the currencies in the portfolio by 5% (2023: 5%), the impact on the profit or loss and the NAV would have been positive £4,288,000 (2023: positive £4,679,000).

If the value of sterling had strengthened by the same amount the impact on the profit or loss and the NAV would have been negative £4,739,000 (2023: negative £4,233,000).

The calculations are based on the portfolio valuation and accrued income balances at the Statement of Financial Position date are not representative of the period as a whole and may not be reflective of future market conditions.

The Directors believe 5% is relevant based on the average market volatility in exchange rates in recent years.

20. CREDIT RISK

Credit risk is the risk that a counterparty to a financial instrument will fail to discharge an obligation or commitment that it has entered into with the Company. The Investment Manager has in place a monitoring procedure in respect of counterparty risk which is reviewed on an ongoing basis. The carrying amounts of financial assets best represents the maximum risk exposure at the Statement of Financial Position date.

At the reporting date, the Company's financial assets exposed to credit risk amounted to the following:

	2024	2023
	£'000	£'000
Fixed income securities ¹	249,303	220,248
Cash and cash equivalents	12,350	6,597
Accrued income	4,679	7,000
Amount due from brokers	202	-
	266,534	233,845

¹ Fixed income securities include fixed and floating rate securities, convertible securities and preference shares.

Notes to the Financial Statements

Continued

Credit risk on fixed income securities and convertible bonds instruments is considered to be part of market price. The credit ratings for the fixed income securities held by the Company as at 30 June have been listed below:

Rating of fixed income securities	2024 %	2023 %
BB	2.4	–
BB-	5.8	9.1
B+	2.3	3.9
B	4.6	3.9
B-	3.4	2.6
BBB	1.1	1.3
CCC	1.1	2.6
CCC+	2.3	3.9
C-	–	1.3
Not rated	77.0	71.4
	100.0	100.0

Source: 2024: S&P, 2023: S&P

The percentage above represents the value of fixed income securities of £249,303,000 (2023: £220,248,000) included in the Statement of Financial Position which are exposed to credit and counterparty risk by credit rating.

Credit risk arising on transactions with brokers relates to transactions awaiting settlement. Risk relating to unsettled transactions is considered to be small due to the short settlement period involved and the acceptable credit quality of the brokers used. The Board monitors the quality of service provided by the brokers used to further mitigate this risk.

The Company's cash and most of the assets are held by the Administrator. The Company holds a residual cash balance with The Hong Kong and Shanghai Banking Corporation ("HSBC") of £11,000 (2023: £11,000). The rating agency Moody's assigns a rating of A1 to HSBC and Aa3 to BNP Paribas.

There were no contingencies or guarantees outstanding at the Statement of Financial Position date.

21. LIQUIDITY RISK

Market liquidity risk

The Company's financial instruments include investments which are not traded in an organised public market and which generally may be illiquid. As a result, the Company may not be able to liquidate these investments within a short time frame.

The Company's listed securities are considered to be readily realisable.

Funding liquidity risk

The following are the remaining contractual maturities of financial liabilities at the reporting date. The amounts are gross and undiscounted and include contractual interest payments.

	Carrying amount £000	Contractual cash flows 0-1 year £000
30 June 2024		
Bank loan	35,000	(37,520)
Creditors and other payables	8,321	(8,321)
	43,321	(45,841)

	Carrying amount £000	Contractual cash flows 0-1 year £000
30 June 2023		
Bank loan	35,000	(37,232)
Creditors and other payables	4,187	(4,187)
	39,187	(41,419)

The table above illustrates the contractual undiscounted cash flows relating to the financial liabilities of the Company.

As disclosed in note 11, the Company has availed of a short-term unsecured bank loan facility of £45,000,000 with Scotiabank, out of which, £35,000,000 has been drawn-down and is outstanding as at 30 June 2024. In addition to this, the Company maintains sufficient cash and readily realisable securities to pay accounts payable, accrued expenses and any repayment on its bank facility.

The interest payments on the bank loan in the table above reflect market forward interest rates available at the reporting date and these amounts may change as market interest rates change.

The Company's liquidity risk is managed on an ongoing basis by the Investment Manager in accordance with policies and procedures in place as described in the Directors' Report. The Company's overall liquidity risks are monitored on a quarterly basis by the Board.

Notes to the Financial Statements

Continued

22. FAIR VALUE HIERARCHY

IFRS 13 Fair Value Measurement requires an analysis of investments valued at fair value based on the reliability and significance of information used to measure their fair value. The level is determined by the lowest (that is the least reliable or independently observable) level of input that is significant to the fair value measurement for the individual investment in its entirety as follows:

- ▶ Level 1 – investments quoted in an active market;
- ▶ Level 2 – investments whose fair value is based directly on observable current market prices or indirectly being derived from market prices;
- ▶ Level 3 – investments whose fair value is determined using a valuation technique based on assumptions that are not supported by observable current market prices or based on observable market data.

Transfers in and out of the levels are deemed to have occurred at the start of the reporting period.

Investments valued using stock market active prices are disclosed as Level 1 and this is the case for the quoted equity investments that the Company holds.

Securities in Level 2 are priced using evaluated prices from a third party vendor, together with a price comparison made to evaluated secondary and tertiary third party sources, including broker quotes and benchmarks. As a result, these investments are disclosed as Level 2 – recognising that the fair values of these investments are not as visible as quoted investments and their higher inherent pricing risk.

Investments included as Level 3 are priced by the investment manager using a generally acceptable valuation technique reviewed by the Board taking into account, where appropriate, latest dealing prices, broker statements, valuation information and other relevant factors.

Financial assets at fair value	Level 1 £'000	Level 2 £'000	Level 3 £'000	Total £'000
Fixed income securities ¹	237	249,002	64	249,303
Equity shares ²	49,771	-	455	50,226
As at 30 June 2024	50,008	249,002	519	299,529

Financial assets at fair value	Level 1 £'000	Level 2 £'000	Level 3 £'000	Total £'000
Fixed income securities ¹	228	219,970	50	220,248
Equity shares ²	42,088	3,621	54	45,763
As at 30 June 2023	42,316	223,591	104	266,011

¹ Fixed income securities include fixed and floating rate securities, convertible securities and preference shares.

² Equity shares include investment funds.

Transfer between Level 1 and Level 2

Croma Security Solutions Gro of £583,000 (2023: £420,000) and Channel Island Property Fund of £2,550,000 (2023: £2,880,000) were transferred from Level 2 to Level 1 because they are quoted in active markets.

If the market value of the Level 3 investments fell by 5% (2023: 5%), the impact on the profit or loss and the NAV would have been negative £26,000 (2023: negative £5,000). If the value of the Level 3 investments rose by the same amount, the effect would have been equal and opposite.

IFRS 13 requires disclosure, by class of financial instrument, if the effect of changing one or more input to reasonably possible alternative assumptions would result in a significant change to the fair value measurement. The information used in determination of the fair value of Level 3 investments is chosen with reference to the specific underlying circumstances and position of the investee company. On that basis the Board believes that the impact of changing one or more of the inputs to reasonably possible alternative assumptions would not change the fair value significantly. The following shows a reconciliation from the beginning to the end of the year for fair value measurements in Level 3 of the fair value hierarchy.

Level 3 Financial Assets	2024 £'000	2023 £'000
Opening valuation	104	4,299
Additions	551	1,231
Sales	(362)	(204)
Unrealised gains	2,632	1,949
Realised losses	(2,734)	(7,292)
Transfers out of Level 3	(8)	-
Transfers into Level 3	336	121
Closing valuation	519	104

Transfers into Level 3

Secured Income Fund PLC of £16,000 (2023: £321,000) was transferred out of Level 2 to Level 3 because its shares were delisted during the year.

New Look Plc Shareholder T/L 09/11/2025 of £2,000 (2023: £5,000) and Telford Offshore 12% 19-31/12/2060 of £11,000 (2023: £10,000) were transferred out of Level 2 to Level 3 due to a significant reduction in observable market inputs.

Transfers out of Level 3

Oro Negro Drilling 7.5% 14-24/01/2019 DFLT £9,000 (2023: £8,000) was transferred out of Level 3 to Level 2 since it has been priced through broker quotes.

Notes to the Financial Statements

Continued

Quantitative information of significant unobservable inputs – Level 3

The following tables summarise the significant unobservable inputs the Company used to value its significant investments categorised within Level 3 as at 30 June 2024 and 30 June 2023:

30 June 2024

Description	Fair value as at 30 June 2024 £000	Valuation technique	Significant Unobservable inputs	Range/ input	Weighted Average
Cabonline Group Holding Ab	381	Recent transaction	Restructuring Price	5.23	N/A
R.E.A Holdings Plc CW 15/07/2025	59	Black Scholes model	Volatility	40.6	N/A
ORO SG 12% 19-20/12/2025 DFLT	50	Vendor Pricing	Unadjusted Broker Quote	1	N/A
Secured Income Fund Plc	16	Vendor Pricing	Unadjusted Broker Quote	1	N/A
Telford Offshore 12% 19-31/12/2060	11	Vendor Pricing	Unadjusted Broker Quote	6	N/A
New Look Plc Shareholder T/L 09/11/2025	2	Vendor Pricing	Unadjusted Broker Quote	2.5	N/A
Total	519				

30 June 2023

Description	Fair value as at 30 June 2023 £000	Valuation technique	Significant Unobservable inputs	Range/ input	Weighted Average
R.E.A Holdings Plc CW 15/07/2025	54	Black Scholes model	Volatility	50.1	N/A
ORO SG 12% 19-20/12/2025 DFLT	42	Vendor Pricing	Unadjusted Broker Quote	1	N/A
ORO NEGRO DRIL 7.5% 14-24/01/2019 DFLT	8	Vendor Pricing	Unadjusted Broker Quote	1	N/A
Total	104				

The remaining 24 investments (2023: 22) classified as Level 3 have not been included in the above analysis as they have fair value of £nil as at 30 June 2024 and 30 June 2023.

23. TRANSACTION WITH THE INVESTMENT MANAGER AND RELATED PARTIES

All transactions with related parties are carried out at an arm's length basis.

There are no transactions with the Board other than aggregated remuneration for services as Directors as disclosed in note 4 to the Financial Statements. The beneficial interests of the Directors in the shares of the Company are disclosed on page 39. There are no outstanding balances to the Directors at the year end.

Details of the fee arrangement with the Investment Manager are disclosed in note 3.

24. CONTROLLING PARTY

In the Directors' opinion, the Company has no ultimate controlling party.

25. SUBSEQUENT EVENTS


The Board has evaluated subsequent events for the Company through to 27 September 2024, the date the Financial Statements were available to be issued and has concluded that the material events listed below do not require adjustment of the Financial Statements. There were no other subsequent events other than those discussed within the Annual Report and Financial Statements or detailed below.

Dividend declaration

The fourth interim dividend of 1.50 pence per ordinary share was announced on 23 July 2024 and paid on 30 August 2024 to Shareholders on the register on 2 August 2024, having an ex-dividend date of 1 August 2024.

Share issuance

Between 1 July 2024 and 27 September 2024, the Company has undertaken a further eight issues of ordinary shares issuing, in total, an additional 16,200,000 ordinary shares of no par value for total consideration of £8,345,000. As at the date of this report, the issued share capital of the Company was 567,651,858 ordinary shares of no par value.

A nighttime photograph of a cityscape featuring a complex highway interchange with light trails from moving vehicles. The scene is illuminated by city lights and streetlights, creating a vibrant urban atmosphere. A large blue and green geometric graphic is overlaid on the right side of the image.

Supplemental Information and Annual General Meeting

Glossary of Terms and Definitions

Alternative Performance Measures (“APMs”)	Alternative performance measures are numerical measures of the Company’s current, historical or future performance, financial position or cash flows, other than financial measures defined or specified in the applicable financial framework. The Company’s applicable financial framework includes IFRS and the AIC SORP.
Net Asset Value or NAV and NAV per ordinary share	The value of total assets less total liabilities. Liabilities for this purpose include current and long-term liabilities. To calculate the NAV per ordinary share, the NAV divided by the number of shares in issue.
Reference rate (“RFR”)	The SONIA (Sterling Overnight Index Average) reference rate displayed in the relevant screen of any authorised distributor of that reference rate.
Shareholder	Investor who holds shares in the Company.

Alternative Performance Measures

In accordance with European Securities and Markets Authority Guidelines on APMs the Board has considered what APMs are included in the Annual Report and Financial Statements which require further clarification.

The Company uses the following APMs (as described below) to present a measure of profitability which is aligned with the requirements of our investors and potential investors, to draw out meaningful data around revenues and earnings and to provide additional information not required for disclosure under accounting standards:

- ▶ NAV total return
- ▶ Ordinary share price total return
- ▶ Revenue earnings per ordinary share
- ▶ Annual dividends per ordinary share
- ▶ Dividend cover
- ▶ Revenue reserve per ordinary share
- ▶ Dividend yield
- ▶ Premium
- ▶ Gearing
- ▶ Ongoing charges ratio

All APMs relate to past performance. The following tables detail the methodology of the Company’s APMs.

NAV and ordinary share price total return

The return to Shareholders is calculated on a per ordinary share basis by adding dividends paid and declared in the period to the increase or decrease in the share price (bid) or NAV. The dividends are assumed to have been reinvested in the form of ordinary shares or net assets.

2024	Annual dividend per ordinary share	NAV	Share price (bid)
30 June 2023	4.49p	45.83	46.60
30 June 2024	4.50p	49.59	52.20
Capital return		8.20%	12.02%
Effect of dividend reinvestment		10.87%	10.71%
Total return		19.07%	22.73%

2023	Annual dividend per ordinary share	NAV	Share price (bid)
30 June 2022	4.48p	49.30	51.20
30 June 2023	4.49p	45.83	46.60
Capital return		(7.04)%	(8.98)%
Effect of dividend reinvestment		9.08%	8.30%
Total return		2.04%	(0.68)%

Alternative Performance Measures

Continued

Revenue earnings per ordinary share

Revenue earnings (which includes dividends paid out during the year) divided by the weighted average number of ordinary shares in issue during the financial year.

		2024	2023
Revenue earnings	a	£24,029,000	£22,443,000
Weighted average number of ordinary shares in issue	b	533,873,033	497,695,146
Revenue earnings per ordinary share	(a/b)*100	4.50p	4.51p

Annual dividend per ordinary share

The total amount of dividends declared for every issued ordinary share over the Company's financial year.

Dividend History	Rate	xd date	Record date	Payment date
First interim 2024	1.00p	26 October 2023	27 October 2023	30 November 2023
Second interim 2024	1.00p	25 January 2024	26 January 2024	28 February 2024
Third interim 2024	1.00p	2 May 2024	3 May 2024	31 May 2024
Fourth interim 2024	1.50p	1 August 2024	2 August 2024	30 August 2024
Annual dividend per ordinary share	4.50p			
First interim 2023	1.00p	27 October 2022	28 October 2022	25 November 2022
Second interim 2023	1.00p	26 January 2023	27 January 2023	28 February 2023
Third interim 2023	1.00p	27 April 2023	28 April 2023	26 May 2023
Fourth interim 2023	1.49p	28 July 2023	29 July 2023	31 August 2023
Annual dividend per ordinary share	4.49p			

Dividend cover

Revenue earnings per ordinary share divided by the annual dividend per ordinary share expressed as a ratio.

		2024	2023
Revenue earnings per ordinary share	a	4.50p	4.51p
Annual dividend per ordinary share	b	4.50p	4.49p
Dividend cover	a/b	1.00x	1.00x

Revenue reserves per ordinary share

Revenue reserve (which includes dividends paid out during the year) divided by the number of ordinary shares at the Statement of Financial Position date.

		2024	2023
Revenue reserve	a	£16,185,100	£16,020,000
Ordinary shares in issue	b	551,451,858	524,601,858
Revenue reserves per ordinary share	(a/b)*100	2.93p	3.05p

Dividend yield

The annual dividend per ordinary share expressed as a percentage of the share price (bid price).

		2024	2023
Annual dividend per ordinary share	a	4.50p	4.49p
Share price (bid price)	b	52.20p	46.60p
Dividend yield	(a/b)*100	8.62%	9.64%

Premium

The amount by which the market price per ordinary share of an investment company is higher or lower than the NAV per ordinary share. The discount or premium is expressed as a percentage of the NAV per ordinary share.

		2024	2023
Share price (bid price)	a	52.20p	46.60p
NAV per ordinary share	b	49.59p	45.83p
Premium	(a-b)/b	5.26%	1.68%

Gearing

The level of borrowing that the Company has undertaken. Represented by total assets (being total assets less current liabilities (excluding borrowings)) less all cash, expressed as a percentage of Shareholders' funds (being the NAV of the Company) minus 100.

		2024	2023
		£'000	£'000
Total assets		316,784	279,618
Current liabilities (excluding borrowings)		(8,321)	(4,187)
Cash and cash equivalents		(12,350)	(6,597)
Total	a	296,113	268,834
NAV	b	273,463	240,431
Gearing	((a/b)-1)*100	8.28%	11.81%

Alternative Performance Measures

Continued

Ongoing charges ratio

A measure of all operating costs incurred in the reporting period, calculated as a percentage of average net assets in that year. Operating costs exclude costs suffered within underlying investee funds, costs of buying and selling investments, interest costs, taxation and the costs of buying back or issuing ordinary shares.

		2024	2023
Average NAV	a	252,603,178	239,062,011
Operating expenses per Statement of Comprehensive Income		3,231,000	2,857,000
Ineligible expenses		(245,000)	(79,000)
Operating expenses	b	2,986,000	2,778,000
Ongoing charges figure (calculated using the AIC methodology)	(b/a)*100	1.18%	1.16%

Explanation of AGM Resolutions

Resolution 1: Annual Financial Statements and Directors' and Auditor's Reports

The Directors are required to lay before the AGM copies of the Company's most recent Annual Financial Statements and the Directors' Report and Auditor's Report in respect of the financial year. Shareholders will be given an opportunity at the meeting to ask questions on these items before being invited to receive them.

Resolution 2: Remuneration Report

As a Jersey domiciled Company, the Directors are not required to present the Company's remuneration policy to Shareholders at the AGM. In line with best practice, however, the Directors present the Board's remuneration report as contained in the Company's Annual Financial Statements to Shareholders for approval.

Resolution 3: Dividend Policy

To approve the Company's dividend policy as detailed on page 39.

Resolutions 4 to 7: Re-election and appointment of Directors

In accordance with the recommendations of the AIC Code of Corporate Governance (the "AIC Code"), all Directors apart from Duncan Baxter, who is due to retire at the AGM, put themselves forward for re-election.

Resolution 8: Re-appointment and remuneration of the Auditor

Shareholders are requested to approve the reappointment of the Company's Auditor, PricewaterhouseCoopers CI LLP, each year and are asked to give Directors the authority to determine the Auditor's remuneration. PricewaterhouseCoopers CI LLP has expressed its willingness to continue as Auditor of the Company.

Resolution 9: Continuation Vote

In accordance with the Articles of Association (the "Existing Articles") this resolution proposes to continue the Company as an investment company. In the event that the resolution is not passed the Board would put forward further proposals at an extraordinary general meeting to liquidate or reconstruct the Company.

Resolution 10 and 11: Directors' Authority to Allot Shares

Under the Articles the Directors are required to seek a disapplication of pre-emption rights from Shareholders before issuing new shares on a non pre-emptive basis. In order to continue with its programme of new share issues, your Board is therefore also proposing that the annual disapplication of pre-emption rights authority is given to the Directors so that they may continue to issue shares as and when appropriate is renewed.

Accordingly, Resolutions 10 and 11 authorise the Board to allot on a non-pre-emptive basis:

- (a) (pursuant to Resolution 10) up to 10% of the issued ordinary share capital of the Company; and
- (b) (pursuant to Resolution 11) up to a further 10% of the issued ordinary share capital of the Company.

If both Resolution 10 and Resolution 11 are passed, Shareholders will be granting the Directors the authority to allot a total of up to 20% of the existing issued ordinary share capital of the Company in aggregate on a non pre-emptive basis. If Resolution 10 is passed but Resolution 11 is not passed, Shareholders will only be granting Directors the authority to allot up to 10% of the existing issued ordinary share capital of the Company on a non pre-emptive basis.

Explanation of AGM Resolutions

Continued

New ordinary shares will not be issued at a price less than the prevailing NAV per ordinary share, after taking into account any costs incurred by the Company in connection with such issue. Any issues of new ordinary shares will be carried out in accordance with the UK Listing Rules.

Each of the authorities granted pursuant to Resolution 10 and Resolution 11 shall expire on the earlier of eighteen months from the date of the resolution or at the conclusion of the next Annual General Meeting.

Resolution 12: Directors' Authority to Buy Back Shares

The current authority of the Company to make purchases of up to approximately 14.99% of its issued capital expires at the end of the Annual General Meeting and Resolution 12 seeks renewal of such authority until the next Annual General Meeting (or the expiry of fifteen months from the date of the passing of the resolution, if earlier). The maximum and minimum prices to be paid for shares are set out in Resolution 12. This power will be exercised only if, in the opinion of the Directors, a repurchase would result in an increase in NAV per ordinary share and would be in the best interests of Shareholders as a whole. Any shares purchased under this authority will either be held in treasury or cancelled.

Resolution 13: Amendment to Articles of Association

Resolution 13 seeks Shareholder approval to adopt new Articles of Association (the "New Articles") in order to update the Company's current Articles of Association ("the Existing Articles"). The proposed amendments being introduced in the New Articles are driven by a desire to modernise the Company's Articles of Association in line with developments in market and industry practice, and enable the Company to promote efficient, cost effective and modern methods of engagement with Shareholders.

This summary is intended only to highlight the principal amendments which are likely to be of interest to shareholders. It is not intended to be comprehensive and cannot be relied upon to identify amendments or issues which may be of interest to all shareholders. This summary is not a substitute for reviewing the full terms of the New Articles. A copy of the New Articles, together with a blackline showing amendments from the Existing Articles, will be available for inspection on the Company's website at www.ncim.co.uk and on the national storage mechanism, from the date of the AGM Notice until the close of the AGM, and will also be available for inspection at the venue of the AGM, being IFC 1, The Esplanade, St Helier, Jersey, JE1 4BP, from 15 minutes before and up until the close of the AGM.

Set out below is a summary of the principal amendments included in the New Articles:

- ▶ introducing a new mechanism for the Company to request information from Shareholders relating to their tax residency, to the extent required by the Company to comply with its international tax reporting obligations under Foreign Account Tax Compliance Act (FATCA), Common Reporting Standard (CRS) (or other obligations as applicable), and provide the Company with powers to remove non-compliant Shareholders from its register;
- ▶ reducing the period before which shareholders who have not claimed or cashed dividends forfeit their shares from twelve (12) years to ten (10) years;
- ▶ removing the requirement to advertise in leading newspapers when dealing with untraced shareholders, and permit the Company to engage a professional asset reunification company or other tracing agent to locate untraced shareholders;
- ▶ permit the Company to apply the proceeds of sale of shares of untraced shareholders that have been forfeited to the business of the Company, investments or to charitable or good causes that the Board may decide;

- ▶ updating and modernising the provisions dealing with how dividends are paid to permit the Board to determine the most appropriate method of payment to Shareholders (including payment by bank transfer or other electronic means);
- ▶ amendments in response to the requirements of AIFM Regulations and all applicable rules and regulations implementing AIFMD;
- ▶ amendments to the provisions on dividends and distributions on a winding up to ensure that all dividends shall be declared and paid, and all distributions on a winding up calculated, pro rata to the number of Shares held by each Shareholder rather than by reference to the amounts paid up on the Shares;
- ▶ modernising the appointment and retirement of Directors, including providing for all Directors to tender themselves for re-election at every AGM (down from the current 3-year requirement), in accordance with good corporate governance);
- ▶ minor updating and further modernisation changes, including to execution of documents electronically, removing the requirement for a Company Seal and putting it at the Directors' discretion, explicitly providing for electronic attendance and voting at general meetings and for Directors to attend Directors' meetings by video or a similar form of communication, and electronic communication with Shareholders (including in the provisions of electronic copies of the Company's accounts to Shareholders, unless Shareholders request the Company deliver such documents by post); and
- ▶ a small number of additional, non-substantive amendments have also been proposed to update references to applicable law and regulation.

Notice of Annual General Meeting

Notice is hereby given that the eighteenth Annual General Meeting of CQS New City High Yield Fund Limited (the “Company”) will be held at 11.00 a.m. at IFC1, The Esplanade, St. Helier, Jersey, JE1 4BP on 3 December 2024 for the following purposes:

To consider and, if thought fit, pass resolutions 1 to 9 as ordinary resolutions and resolutions 10 to 13 as special resolutions:

Ordinary Business

1. To receive and adopt the Annual Financial Statements of the Company and the reports of the Directors and Auditor for the year ended 30 June 2024.
2. To approve the Directors’ Remuneration Report for the year ended 30 June 2024.
3. To approve the Company’s Dividend Policy.
4. That Caroline Hitch be re-elected as a Director of the Company.
5. That Wendy Dorman be re-elected as a Director of the Company.
6. That John Newlands be re-elected as a Director of the Company.
7. That Ian Cadby be re-elected as a Director of the Company.
8. To re-appoint PwC as Independent Auditor and that the Directors be authorised to determine their remuneration.
9. That, pursuant to Article 164 of the Company’s Articles of Association, the Company shall continue as an investment fund until the conclusion of the next Annual General Meeting of the Company.

Special Business

10. That, the Company be authorised to issue equity securities (as defined in Article 16.2 of the Company’s Articles of Association) for cash, as if the provisions of Article 16.2 did not apply to any such issue, including by way of a sale of ordinary shares held by the Company as treasury shares, in such amount as represents up to 10% of the Company’s issued share capital as at the date of the passing of this resolution, provided that such authorisation shall expire (unless and to the extent previously revoked, varied or renewed by the Company in general meeting by Special Resolution) at the earlier of the conclusion of the next annual general meeting of the Company or eighteen months from the date of this resolution but so that this power shall enable the Company to make offers or agreements before such expiry which would or might require equity securities to be issued after such expiry and the directors of the Company may issue equity securities in pursuance of any such offer or agreement as if such expiry had not occurred.
11. That, in addition to any authority granted under Resolution 10 above, the Company be authorised to issue equity securities for cash, as if the provisions of Article 16.2 did not apply to any such issue, including by way of a sale of ordinary shares held by the Company as treasury shares, in such amount as represents up to 10% of the Company’s issued share capital as at the date of the passing of this resolution, provided that such authorisation shall expire (unless and to the extent previously revoked, varied or renewed by the Company in general meeting by Special Resolution) at the earlier of the conclusion of the next annual general meeting of the Company or eighteen months from the date of this resolution but so that this power shall enable the Company to make offers or agreements before such expiry which would or might require equity securities to be issued after such expiry and the directors of the Company may issue equity securities in pursuance of any such offer or agreement as if such expiry had not occurred.

12. That, pursuant to Article 57 of the Companies (Jersey) Law 1991, the Company be generally and unconditionally authorised to make one or more market purchases of ordinary shares of no par value in the capital of the Company (ordinary shares) provided that:
 - (i) the maximum aggregate number of ordinary shares authorised to be purchased shall be equal to 14.99% of the total issued share capital of the Company on the date at which the resolution is passed;
 - (ii) the minimum price which may be paid for an ordinary share is 1p;
 - (iii) the maximum price which may be paid for an ordinary share is an amount equal to the higher of:
 - (a) 105% of the average of the middle market quotations for an ordinary share as derived from the Daily Official List of the LSE for the five business days immediately preceding the day on which the ordinary share is purchased; and
 - (b) the higher of (1) the price of the last independent trade in ordinary shares and (2) the highest current independent bid for ordinary shares on the LSE’s Main Market;
 - (iv) any ordinary shares to be purchased may be cancelled or held as treasury shares in accordance with the Companies (Jersey) Law, 1991, provided that the Company shall not hold as treasury shares more than 10% of the aggregate number of ordinary shares in issue at any one time;
 - (v) this authority expires at the conclusion of the next Annual General Meeting of the Company after the passing of this resolution or fifteen months from the date of the passing of this resolution, whichever is earlier;

- (vi) the Company may make a contract to purchase ordinary shares under this authority before the expiry of the authority which will or may be executed wholly or partly after the expiry of the authority and may make a purchase of ordinary shares in pursuance of any such contract; and
- (vii) the Directors provide a statement of solvency in accordance with Articles 55 and 57 of the Companies (Jersey) Law, 1991.

13. That, with effect from the conclusion of the meeting the draft articles of association produced to the meeting and signed by the chair of the meeting for the purposes of identification be adopted as the articles of association of the Company in substitution for, and to the exclusion of, the Company’s existing articles of association.

The Company requests that any Shareholders wishing to attend the Annual General Meeting to advise the Company Secretary by email or in writing as detailed in note 3 below.

By Order of the Board

BNP Paribas S.A., Jersey Branch
Company Secretary

27 September 2024

Notice of Annual General Meeting

Continued

Notes:

- Information about this meeting is available from the Company's website; www.ncim.co.uk
- As a member who is entitled to attend and vote at this meeting you are entitled to appoint one or more proxies to exercise all or any of your rights to attend, speak and vote on your behalf. Such a proxy need not also be a member of the Company. You may appoint more than one proxy provided each proxy is appointed to exercise rights attached to different shares. You may not appoint more than one proxy to exercise the rights attached to any one share.
- Any Shareholder wishing to attend the Annual General Meeting can advise the company of their intention to do so by writing to the Company Secretary at BNP Paribas S.A., Jersey Branch, IFC 1, The Esplanade, St Helier, Jersey, JE1 4BP or by email at jersey.bp2s.ncyf.cosec@bnpparibas.com.
- A form of proxy is enclosed for use at the meeting. To be valid, the proxy card and any power of attorney or other authority, if any, under which it is signed, or a certified copy thereof must be lodged with the Company's registrar, Computershare Investor Services (Jersey) Limited, c/o The Pavilions, Bridgewater Road, Bristol BS99 6ZY at least 48 hours before the meeting.
- Completion of the proxy card will not prevent a Shareholder from attending the meeting and voting in person.
- Pursuant to Article 40 of the Companies (Uncertificated Securities) (Jersey) Order 1999, the Company has specified that only those Shareholders registered on the register of members of the Company as at 6.00 pm on 29 November 2024, or in the event that the meeting is adjourned, on the register of members 48 hours before the time of the meeting, shall be entitled to attend and vote at the meeting in respect of the number of shares registered in their name at that relevant time. Changes to entries on the register of members after 6.00 pm on 22 November 2024, or in the event that the meeting is adjourned to a later time, on the register of members 48 hours before the time of any adjourned meeting, shall be disregarded in determining the rights of any person to attend and vote at the meeting.

Electronic receipt of proxies

- To appoint one or more proxies or give an instruction to a proxy (whether previously appointed or otherwise) via the CREST system, CREST messages must be received by the Company's agent (ID number 3RA50) no later than the 29 November 2024 at 11am. For this purpose, the time of receipt will be taken to be the time (as determined by the timestamp generated by the CREST system) from which the issuer's agent is able to retrieve the message. The Company may treat as invalid a proxy appointment sent by CREST in the circumstances set out in Regulation 35(5)(a) of the Uncertificated Securities Regulations 2001 or the relevant provisions of the Companies (Uncertificated Securities) (Jersey) Order 1999. Instructions on how to vote through CREST can be found on the website www.euroclear.com.

Report of the Investment Manager

Relating to Matters under the Alternative Investment Fund Managers' Directive (unaudited)

Risk management systems

The Company's Annual Report and Pre-investment Disclosure Document sets out the risks to which the Company is exposed. The UK Investment Manager employs risk management disciplines which monitor the Company's portfolio and to quantify and manage the associated market and other risks. A permanent independent department has been established by the UK Investment Manager to perform the risk management function. The risk management and performance analysis team ("RMPA") is led by the Chief Risk Officer and is functionally and hierarchically separate from the operating units of the portfolio managers of the Company.

RMPA is a dedicated control function over the operating units of the Investment Manager and is not involved in the performance activities of the Company. RMPA has designed, documented and implemented effective risk management policies, processes and procedures in order to identify, quantify, analyse, monitor, report on and manage all material risks relevant to the Company's investment strategy. The systems include third party vendor applications such as Tradar, Sungard Front Arena and MSCI Risk Metrics, complemented with a number of proprietary applications.

Material changes to information required to be made available to investors of the Company

No material changes.

Assets of the Company subject to special arrangements arising from their illiquid nature

There are no assets of the Company which are subject to special arrangements arising from their illiquid nature.

Remuneration

The AIFM has adopted a remuneration policy which meets the requirements of the Directive and has been in place for the current financial year of the Company. The variable remuneration period of the AIFM ended on 31 December 2023 and therefore does not coincide with the financial year of the Company. The remuneration process is overseen by the remuneration committee (comprised predominately of independent non-executive parties). An internal working group encompassing senior management is responsible for gathering relevant information (both quantitative and qualitative) to evaluate the performance (both short and long term) of individuals, teams and the AIFM as a whole, against external market benchmarks and to utilise this to develop proposals for fixed and variable remuneration for all staff. The remuneration committee receives these proposals and the supporting information and is responsible for independently reviewing and scrutinising the proposals and evidence provided in line with the AIFM's stated objectives and developing its final recommendations for delivery to the governing body of the AIFM and other entities associated with the AIFM.

The variable remuneration of all staff in excess of a threshold, which includes those individuals categorised as remuneration code staff ("code staff"), is subject to the following:

- ▶ deferred payment of up to 50% of the variable remuneration for a period of 3 years,
- ▶ deferred remuneration is linked to funds managed by the AIFM,
- ▶ the breaching of certain covenants may lead to forfeiture of deferred remuneration, and
- ▶ a claw-back provision of deferred remuneration in certain circumstances including future performance issues by the individuals.

The below information provides the total remuneration paid by the AIFM (and any delegates) for the year ended 31 December 2023. This has been presented in line with the information available to the Company. There is no allocation made by the AIFM to each AIF and as such the disclosure reflects the remuneration paid to individuals who are partly or fully involved in the AIF, as well as staff of any delegate to which the firm has delegated portfolio management and/or risk management responsibilities in relation to the AIF.

Report of the Investment Manager

Continued

Of the total AIFM remuneration paid of \$43.6m for the year ended 31 December 2023 to 164 individuals (full time equivalent), \$26.2m has been paid as fixed remuneration determined with the remainder being paid as variable remuneration.

The AIFM has assessed the members of staff whom it determines to be code staff in accordance with the requirements of SYSC 19.B of the FCA Handbook (the AIFM Remuneration Code). There are 12 individuals (full time equivalent) who meet this definition and these individuals have collectively been compensated \$14.1m.

Not all individuals are directly remunerated by the AIFM due to the structure of the AIFM entity, however in the interests of meeting the underlying requirement of this disclosure all staff involved have been assessed as if directly remunerated by the AIFM.

Corporate Information

Registered Number

95691

Registered Office

CQS New City High Yield Fund Limited

IFC1

The Esplanade

St Helier

Jersey JE1 4BP

Directors

Caroline Hitch (Chair)

Duncan A H Baxter

Ian Cadby

Wendy Dorman (Audit and Risk Committee Chair)

John E Newlands

Investment Manager

CQS (UK) LLP

1 Strand

London

WC2N 5HR

AIFM

CQS (UK) LLP

1 Strand

London

WC2N 5HR

Company Secretary, Administrator, Custodian, Banker and Depositary

BNP Paribas S.A., Jersey Branch

IFC1

The Esplanade

St Helier

Jersey JE1 4BP

Registrars

Computershare Investor Services (Jersey) Limited

13 Castle Street

St. Helier, Jersey JE1 1ES

Channel Islands

Financial Adviser and Corporate Broker

Singer Capital Markets

1 Bartholomew Lane

London

EC2N 2AX

Independent Auditor

PricewaterhouseCoopers CI LLP

37 Esplanade, St Helier

Jersey, Channel Islands

JE1 4XA

Jersey Legal Advisors

Ogier

Ogier House, The Esplanade

St. Helier

Jersey, JE4 9WG

Channel Islands

UK Legal Advisors

Dentons LLP

One Fleet Place,

London EC4M 7WS

Investor Relations Adviser

TB Cardew

29 Lincoln's Inn Fields

London WC2A 3EG

Website

www.ncim.co.uk

ISIN

JE 00B1LZS514

Shareholder Information

Net Asset Value/Share Price

The net asset value of the Company's ordinary shares may be obtained by contacting Manulife | CQS on 020 7201 6900 or by email at clientservice@cqsm.com or alternatively by visiting the Company's web site at www.ncim.co.uk.

CQS
NEW CITY

HIGH YIELD FUND LIMITED