

Income GBP | Data as at 31.10.2024

Company Investment Objectives and Policy

The Company's principal investment objective is to achieve capital growth through investment primarily in equities of companies located in the continent of Asia (excluding the Middle East and Japan), together with the Far Eastern countries bordering the Pacific Ocean. It aims to achieve growth in excess of the MSCI All Countries Asia excluding Japan Index in sterling terms (Benchmark Index) over the longer term.

Above is the Investment Objective of the fund. For details on the fund's Investment Policy please see the KID. The latest Annual Report includes the investment policy which you should read in conjunction with the KID before investing, these are available on our Schroders website. Relevant risk as associated with this Company are shown overleaf and should be carefully considered before making any investment. Past Performance is not a guide to future performance and may not be repeated. The value of investments and the income from them may go down as well as up and investors may not get back the amounts originally invested. Exchange rate changes may cause the value of investments to fall as well as rise. Performance data does not take into account any commissions and costs, if any, charged when units or shares of any fund, as applicable, are issued and redeemed.

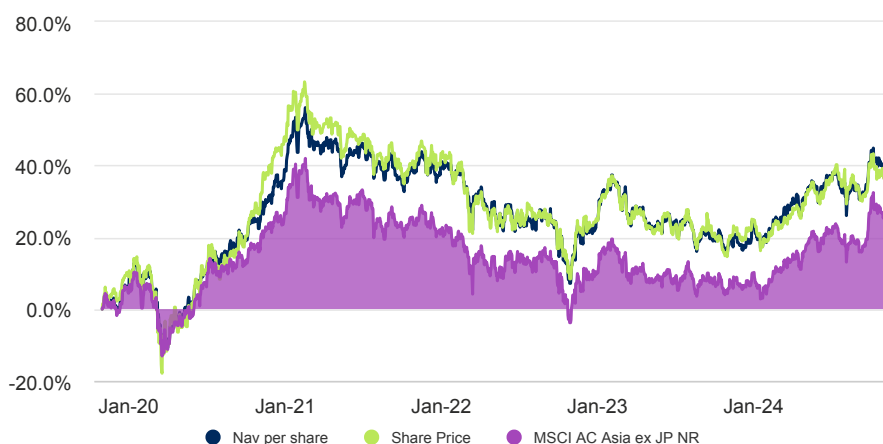
Performance

Performance (%)	YTD	1 month	3 months	6 months
Share Price	9.2	-2.6	-0.9	5.7
Net Asset Value	14.4	-0.4	4.7	7.9
Reference Index	14.6	-0.5	5.4	8.6

Performance (%)	1 year	3 years p.a.	5 years p.a.	10 years p.a.
Share Price	19.0	-0.7	6.4	8.9
Net Asset Value	20.0	0.6	6.9	9.2
Reference Index	20.8	0.7	4.8	7.1

Discrete yearly performance (%)	Oct 14	Oct 15	Oct 16	Oct 17	Oct 18	Oct 19	Oct 20	Oct 21	Oct 22	Oct 23
	- Oct 15	- Oct 16	- Oct 17	- Oct 18	- Oct 19	- Oct 20	- Oct 21	- Oct 22	- Oct 23	- Oct 24
Share Price	-1.3	38.8	24.8	-12.6	15.0	26.5	10.2	-22.1	5.5	19.0
Net Asset Value	-0.9	39.8	25.7	-12.7	13.4	21.6	12.8	-20.5	6.7	20.0
Reference Index	-3.6	35.2	19.9	-10.2	11.8	15.9	6.4	-21.4	7.7	20.8

Performance over 5 years



Source: Morningstar, net income reinvested, net of ongoing charges and portfolio costs and where applicable, performance fees, in GBP.

Ratings and accreditation



Please refer to the Source and ratings information section for details on the icons shown above.

Company facts

Fund manager	Richard Sennitt Abbas Barkhordar
Managed company since	31.03.2021 ; 31.03.2021
Alternative Investment Fund Manager	Schroder Unit Trusts Limited
Domicile	United Kingdom
Company launch date	14.11.1995
Company base currency	GBP
NAV (Million)	GBP 902.96
Number of holdings	57
Reference Index	MSCI AC Asia ex JP NR
Share Price	text(535.00{{ subdivision }})
NAV per Share	text(624.51{{ subdivision }})
Premium/Discount to NAV	-14.33%
Distribution frequency	Annually
Gearing (%)	2.76
Pay Dates	text(09.02.2024 - 12.00{{ subdivision }}) text(10.02.2023 - 12.00{{ subdivision }}) text(07.02.2022 - 9.70{{ subdivision }}) text(08.02.2021 - 8.00{{ subdivision }})
Ex-Dates	28.12.2023 ; 29.12.2022 ; 30.12.2021 ; 24.12.2020
Dividend Yield (%)	2.2

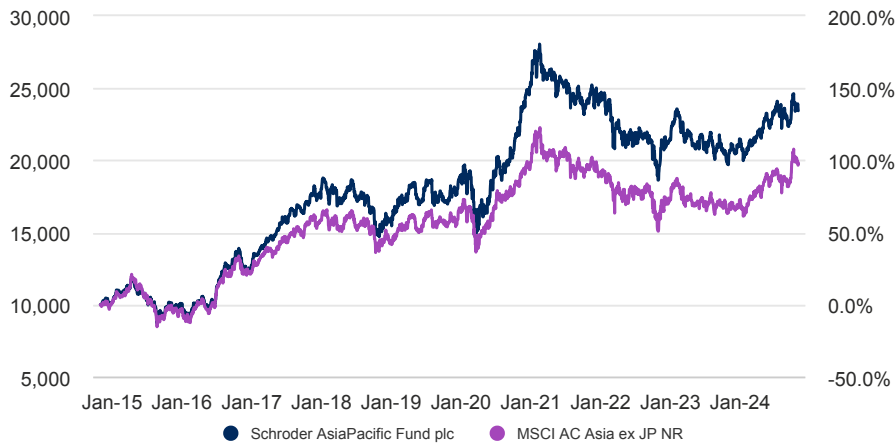
Where gearing is shown as negative, this reflects net cash.

Fees & expenses

Ongoing charge	0.90%
----------------	-------

Income GBP | Data as at 31.10.2024

10 year return of GBP 10,000



The chart is for illustrative purposes only and does not reflect an actual return on any investment.

Returns are based on the share price. Share price performance figures are calculated on a mid-market basis in GBP with income reinvested on the ex-dividend date.

Risk considerations

China risk: If the fund invests in the China Interbank Bond Market via the Bond Connect or in China "A" shares via the Shanghai-Hong Kong Stock Connect and Shenzhen-Hong Kong Stock Connect or in shares listed on the STAR Board or the ChiNext, this may involve clearing and settlement, regulatory, operational and counterparty risks. If the fund invests in onshore renminbi-denominated securities, currency control decisions made by the Chinese government could affect the value of the fund's investments and could cause the fund to defer or suspend redemptions of its shares.

Concentration risk: The fund may be concentrated in a limited number of geographical regions, industry sectors, markets and/or individual positions. This may result in large changes in the value of the fund, both up or down.

Counterparty risk: The fund may have contractual agreements with counterparties. If a counterparty is unable to fulfil their obligations, the sum that they owe to the fund may be lost in part or in whole.

Currency risk: If the fund's investments are denominated in currencies different to the fund's base currency, the fund may lose value as a result of movements in foreign exchange rates, otherwise known as currency rates. If the investor holds a share class in a different currency to the base currency of the fund, investors may be exposed to losses as a result of movements in currency rates.

Derivatives risk: Derivatives, which are financial instruments deriving their value from an underlying asset, may be used for investment purposes and/ or to manage the portfolio efficiently. A derivative may not perform as expected, may create losses greater than the cost of the derivative and may result in losses to the fund.

Emerging markets & frontier risk: Emerging markets, and especially frontier markets, generally carry greater political, legal, counterparty, operational and liquidity risk than developed markets.

Liquidity risk: The fund invests in illiquid instruments, which are harder to sell. Illiquidity increases the risks that the fund will be unable to sell its holdings in a timely manner in order to meet its financial obligations at a given point in time. It may also mean that there could be delays in investing committed capital into the asset class.

Market risk: The value of investments can go up and down and an investor may not get back the amount initially invested.

Market risk: The value of investments can go up and down and an investor may not get back the amount initially invested.


Performance risk: Investment objectives express an intended result but there is no guarantee that such a result will be achieved. Depending on market conditions and the macro economic environment, investment objectives may become more difficult to achieve. The price of shares in the Company is determined by market supply and demand, and this may be different to the net asset value of the Company. This means the price may be volatile, meaning the price may go up and down to a greater extent in response to changes in demand.

Codes

ISIN	GB0007918872
Bloomberg	SDP LN
SEDOL	0791887
LSE ticker	SDPI

Where gearing is shown as negative, this reflects net cash.

Summary risk indicator (SRI)

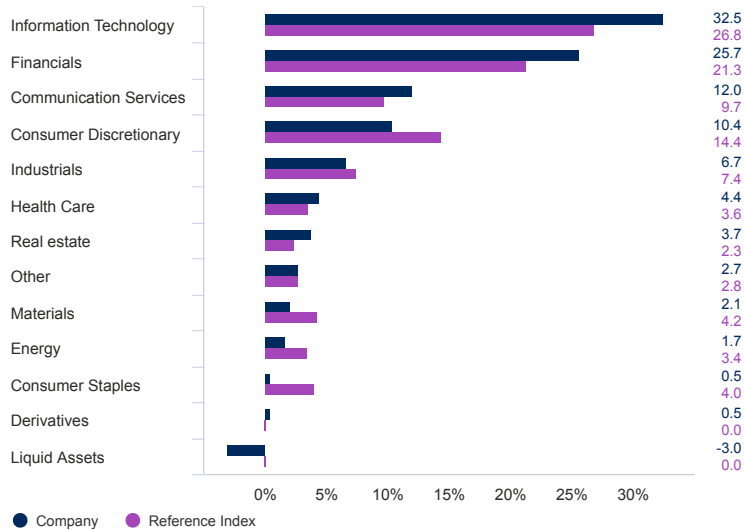


The risk category was calculated using historical performance data (or indicative fund performance during periods of suspension) and may not be a reliable indicator of the fund's future risk profile. The fund's risk category is not guaranteed to remain fixed. Please see the Key Information Document for more information.

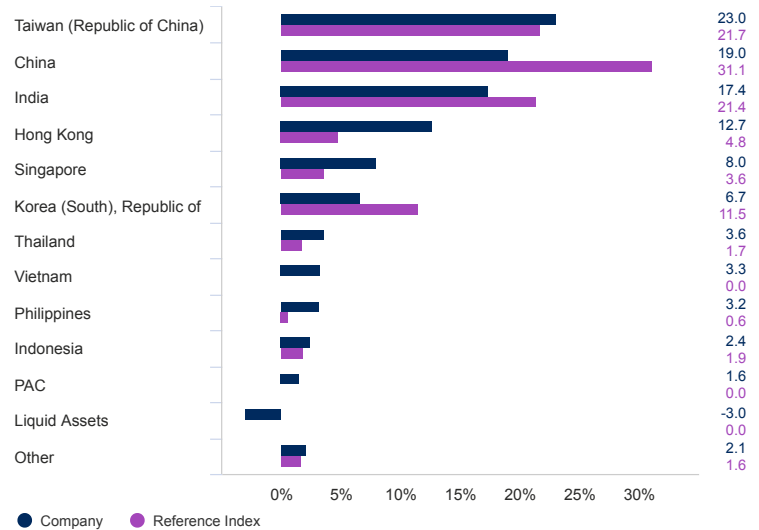
Income GBP | Data as at 31.10.2024

Asset allocation

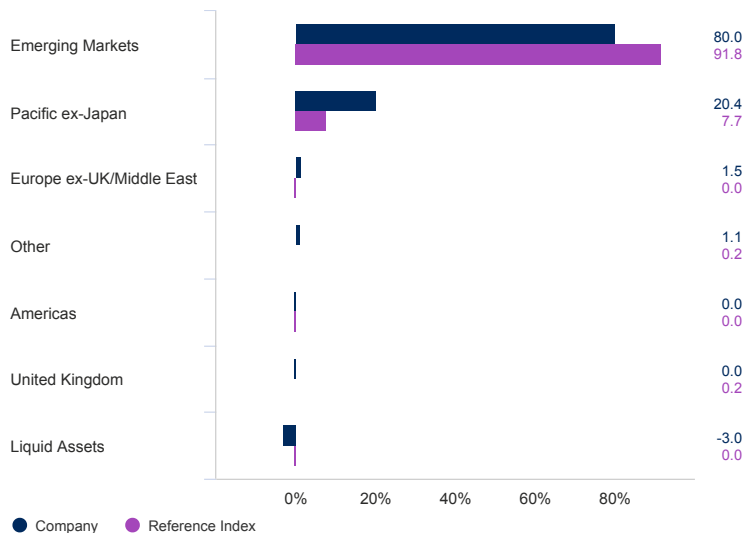
Sector (%)



Geographical breakdown (%)



Region (%)



Top 10 holdings (%)

Holding name	%
Taiwan Semiconductor Manufacturing Co Ltd	12.1
Tencent Holdings Ltd	7.6
Samsung Electronics Co Ltd	5.9
HDFC Bank Ltd	3.9
ICICI Bank Ltd	3.5
AIA Group Ltd	3.2
MediaTek Inc	3.0
Oversea-Chinese Banking Corp Ltd	2.7
DBS Group Holdings Ltd	2.6
Alibaba Group Holding Ltd	2.2

Source: Schroders. Top holdings and asset allocation are at company level.

Contact information

Schroder Unit Trusts Limited
1 London Wall Place
London
United Kingdom
EC2Y 5AU
Tel: 0800 182 2399
Fax:

For your security, communications may be recorded or monitored.

Information relating to changes in fund manager, investment objective, benchmark and corporate action information

In January 2011 the MSCI AC Asia ex Japan (NDR) replaced the MSCI AC FE ex-Japan Net (TR). The full track record of the previous index has been kept and chainlinked to the new one

Important information

General:

Costs:

Certain costs associated with your investment in the fund may be incurred in a different currency to that of your investment. These costs may increase or decrease as a result of currency and exchange rate fluctuations.

If a performance fee is applicable to this fund, details of the performance fee model and its computation methodology can be found in the fund's prospectus. This includes a description of the performance fee calculation methodology, the dates on which the performance fee is paid and details of how the performance fee is calculated in relation to the fund's performance fee benchmark, which may differ from the benchmark in the fund's investment objective or investment policy.

For further information regarding the costs and charges associated with your investment, please consult the funds' offering documents and annual report.

The Board has appointed Schroder Unit Trusts Limited as Alternative Investment Fund Manager, and to prepare this Factsheet. This factsheet should not be taken as any indication the Company held any particular investments at any particular date other than the stated date. Nothing in this factsheet should be construed as advice and is therefore not a recommendation to buy or sell shares. If you are interested in this Company you should contact your usual financial adviser before making any investment decision. In addition you can contact one of our Investor Services team on 0800 182 2399 for further information. Please note that Schroders is unable to give you specific investment advice. For investors' security calls to this number may be recorded. The data contained in this document has been sourced by Schroders and should be independently verified before further publication or use. Issued by Schroder Unit Trusts Limited, 1 London Wall Place, London EC2Y 5AU. Registered No: 4191730 England. Authorised and regulated by the Financial Conduct Authority. Nothing in this factsheet should be construed as advice and is therefore not a recommendation to buy or sell shares. If you are interested in this fund you should contact your usual financial adviser before making any investment decision. Please note that Schroders is unable to give you specific investment advice. For investors' security calls to this number may be recorded. Subscriptions for company shares can only be made on the basis of its latest Key Investor Document and Accounts, together with the latest audited annual report (and subsequent unaudited semi-annual report), copies are available in English and can be obtained, free of charge, from Schroder Investment Management Limited.

Morningstar Rating: © Morningstar 2024. All Rights Reserved. The information contained herein: (1) is proprietary to Morningstar and/or its content providers; (2) may not be copied or distributed; and (3) is not warranted to be accurate, complete or timely. Neither Morningstar nor its content providers are responsible for any damages or losses arising from any use of this information. Past performance is no guarantee of future results.