

Xtrackers MSCI World UCITS ETF 1C

a sub fund of Xtrackers (IE) Plc

- Direct investment in Global Equities
- Provides diversified exposure to large and mid-cap equities from the global developed equity market, with 85% market representation
- Covers over 20 developed market countries

Fund information	
Fund name	Xtrackers MSCI World UCITS ETF
ISIN	IE00BJ0KDQ92
UCITS compliant	Yes
Share class currency	USD
Investment Methodology	Direct Replication
Portfolio Structure	Optimised Sampling*
Fund launch date	22 July 2014
Share class launch date	22 July 2014
All-in fee*	0.19% p.a.
Financial year end	31 December
Income treatment	Reinvestment
NAV per Share	USD 65.28 (31 October 2019)
Total Fund Assets	USD 5,491,755,202.26 (31 October 2019)
Reporting Fund	Yes

* ETF invests in all or in a representative sample of securities of the underlying index.
Please see the glossary for more details of All-in fee

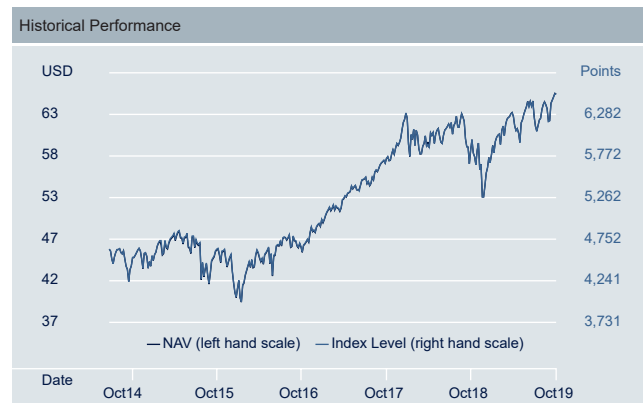
Historical Performance Figures as of 31 October 2019						
	10/14 - 10/15	10/15 - 10/16	10/16 - 10/17	10/17 - 10/18	10/18 - 10/19	Since launch
Index	1.77%	1.18%	22.77%	1.16%	12.69%	41.26%
Share Class	1.61%	1.24%	22.92%	1.24%	12.75%	41.29%

Source: DWS, Index Provider; as of 31 October 2019

Past performance is not a reliable indicator of future results.
Index performance calculated on a total return basis.

Key Risks

- The Fund is not guaranteed and your investment is at risk. The value of your investment may go down as well as up.
- The value of an investment in shares will depend on a number of factors including, but not limited to, market and economic conditions, sector, geographical region and political events.



Source: DWS, Index Provider; as of 31 October 2019

Past performance is not a reliable indicator of future results. Whenever NAV and index levels exactly match the NAV line only will show.

ETF performance calculation includes reinvested dividends.

MSCI World Index TRN Index

The MSCI World index aims to reflect the performance of the following market:

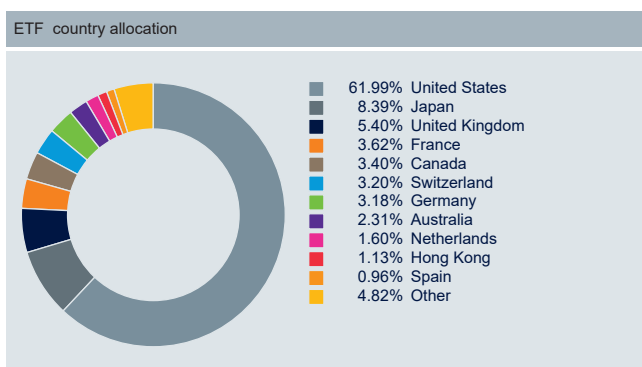
- Large and mid-cap companies from global developed markets
- Covers approximately 85% of free-float market capitalisation
- Weighted by free-float adjusted market capitalisation
- Reviewed on a quarterly basis

Additional information on the index, selection and weighting methodology is available at www.msci.com

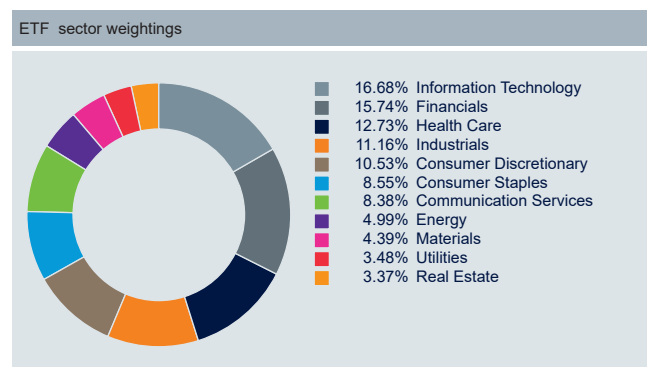
Listing and trading information							
Exchange	NSIN	Exchange Code (local)	Trading Currency	Trading Hours (Local Time)	Settlement	Bloomberg Ticker	Reuters RIC
Xetra	A1XB5U	XDWD	EUR	09:00 - 17:30	t+2	XDWD GY	XDWD.DE
London Stock Exchange	BP410F8	XWLD	GBp	09:00 - 17:30	t+2	XWLD LN	XWLD.L
London Stock Exchange	BJ0KDQ9	XDWD	USD	09:00 - 17:30	t+2	XDWD LN	XDWD.L
SIX Swiss Exchange	24869934	XDWD	USD	09:00 - 17:30	t+2	XDWD SW	XDWD.S
Italian Stock Exchange	-	XDWD	EUR	09:00 - 17:30	t+2	XDWD IM	XDWD.MI
Stockholm Stock Exchange	-	XDWD	SEK	09:00 - 17:30	t+2	XDWD SS	XDWD.ST

Index information	
Index Provider	MSCI Inc.
Index Type	Total Return Net
Number of Index constituents	1,650
Countries in Index	30
Dividend Yield	2.29%
PE Ratio	18.97
Index Reuters RIC	.dMIWO00000NUS
Index Bloomberg ticker	NDDUWI
Index Base Currency	USD

Source: Index Provider; as of 31 October 2019



Source: DWS; as of 31 October 2019



Source: DWS; as of 31 October 2019

Top 10 ETF constituents	
APPLE ORD	2.70%
MICROSOFT-T ORD	2.46%
AMAZON.COM INC ORD	1.76%
FACEBOOK CL A ORD	1.09%
JPMORGAN CHASE ORD	0.95%
Alphabet Inc	0.94%
Alphabet Inc A	0.89%
JOHNSON&JOHNSON ORD	0.83%
NESTLE SA ORD	0.77%
PROCTER&GAMBLE ORD	0.73%

Source: DWS; as of 31 October 2019

Registrations for public distribution

Austria	Ireland	Spain
Denmark	Italy	Sweden
Finland	Luxembourg	Switzerland
France	Netherlands	United Kingdom
Germany	Norway	

Further information on Xtrackers

DWS Investments UK Limited
Winchester House
1 Great Winchester Street
London EC2N 2DB
United Kingdom

Hotline: +44 (0)20 7547 1747
Website: www.Xtrackers.com
E-Mail: Xtrackers@dws.com

Glossary

A Glossary of Terms is available at Xtrackers.com

Key Risk Factors

Investments in funds involve numerous risks including, among others, general market risks, credit risks, foreign exchange risks, interest rate risks and liquidity risks. As such, the value of an investment in an Xtrackers ETF may go down as well as up and can result in losses, up and including a total loss of the amount initially invested.

Movements in exchange rates can impact the value of your investment. If the currency of your country of residence is different from the currency in which the underlying investments of the fund are made, the value of your investment may increase or decrease subject to movements in exchange rates.

Disclaimer

This document is intended for information purposes only and does not create any legally binding obligations on the part of DWS Group GmbH & Co. KGaA and/or its affiliates (DWS). This document has been prepared without consideration of the investment needs, objectives or financial circumstances of any investor. Without limitation, this document does not constitute an offer, an invitation to offer or a recommendation to enter into any transaction. Before making an investment decision, investors need to consider, with or without the assistance of an investment adviser, whether the investments and strategies described or provided by DWS are appropriate in light of their particular investment needs, objectives and financial circumstances. Information in this document has been obtained or derived from sources believed to be reliable and current. However, accuracy or completeness of the sources cannot be guaranteed. Xtrackers (IE) Plc is an undertaking for collective investment in transferable securities (UCITS) in accordance with the applicable laws and regulations and set up as open-ended investment company with variable capital and segregated liability amongst its respective compartments.

Any investment decision in relation to a fund should be based solely on the latest version of the prospectus, the audited annual and, if more recent, un-audited semi-annual reports and the Key Investor Information Document (KIID), all of which are available in English upon request to DWS Investment S.A., 2, Boulevard Konrad Adenauer, L-1115 Luxembourg or on www.Xtrackers.com. PAST PERFORMANCE IS NO GUARANTEE OF FUTURE RESULTS.

© DWS Investments UK Limited, 2019. All information as of 31 October 2019 unless otherwise stated.

Index Disclaimer

The funds or securities referred to herein are not sponsored, endorsed, or promoted by MSCI, and MSCI bears no liability with respect to any such funds or securities or any index on which such funds or securities are based. The Prospectus of Xtrackers MSCI World UCITS ETF contains a more detailed description of the limited relationship MSCI has with Xtrackers and any related funds.