

Artemis  
Alpha Trust *plc*

Annual Report

for the year ended 30 April 2024

---

# CONTENTS

---

<b>GROUP SUMMARY</b>	2
<b>FINANCIAL HIGHLIGHTS</b>	3
<b>STRATEGIC REPORT</b>	
Chairman’s statement	5
Investment Manager’s review	7
ESG & stewardship at Artemis	10
Portfolio of investments as at 30 April 2024	12
Strategy and business review	16
Key performance indicators (“KPIs”)	17
Principal risks and risk management	18
Long-term viability	21
Duty to promote the success of the Company	22
<b>DIRECTORS AND CORPORATE GOVERNANCE</b>	
Board of directors	27
Directors’ report	28
Corporate governance report	31
Directors’ remuneration policy and report	36
Report of the audit committee	38
Statement of directors’ responsibilities in respect of the annual report	41
<b>INDEPENDENT AUDITOR’S REPORT</b>	42
<b>FINANCIAL STATEMENTS</b>	
Statement of comprehensive income	49
Statement of financial position	50
Statement of changes in equity	51
Statement of cash flows	52
Notes to the financial statements	53
<b>SHAREHOLDER INFORMATION</b>	
Notice of annual general meeting	66
Information for shareholders	70
Glossary	73
Investment manager, company secretary and advisers	75

# GROUP SUMMARY

---

## Investment objective & policy

### Investment objective

To provide long-term capital and income growth by investing predominantly in listed companies and to achieve a net asset value total return greater than the total return of the FTSE All-Share Index.

### Investment policy

The Investment Manager follows an unconstrained and opportunistic approach with the aim of generating sustainable outperformance of the FTSE All-Share Index. The Investment Manager will seek to identify and invest in companies with the following characteristics: attractive valuations, strong business models, favourable long-term industry fundamentals and high-quality management teams.

As a result of this approach, stock market capitalisations and sector and geographic weightings are of secondary consideration. Accordingly, there are no pre-defined maximum or minimum exposure levels for each individual sector, country or geographic region, but these exposures are reported to, and monitored by, the Board in order to ensure that the Company's portfolio is invested and managed in a manner consistent with spreading investment risk.

Given the Investment Manager's particular focus on the UK market, the majority of the portfolio is expected to be invested in UK listed companies. However, the overall geographical profile of the portfolio will change from time to time depending on where opportunities are found. The Company's policy is not to invest more than 10 per cent of net assets, at time of purchase, in any one investment. The total number of holdings in the portfolio will vary over time but the top positions will have a proportionally larger weighting.

There is no restriction on the amount of cash or cash equivalent instruments that the Company may hold and there may be times when the Investment Manager considers it appropriate for the Company to have a significant cash or cash equivalent position instead of being fully invested.

The Company may, but normally does not, invest up to 15 per cent of its total assets in other listed closed-ended investment funds.

### Unquoted investments

The Company will not invest more than 10 per cent, measured at time of purchase, of its total assets in unquoted companies, excluding follow-on investments that may be made in existing unquoted investments in order to preserve the Company's economic interests in such investments. Any new or follow-on investments in unquoted companies require the prior approval of the Board.

### Derivatives and hedging

The Company may use derivatives and similar instruments for the purpose of capital preservation, hedging currency risk and gearing.

### Gearing

The Company may employ gearing of up to 25 per cent of net assets. The effect of gearing may be achieved without borrowing by investing in a range of different types of instruments, including derivatives. The Company currently uses contracts for difference as a means of providing gearing.

### General

Limits referred to in the investment policy are measured at the time of investment or, in the case of gearing, at the time of draw-down or/and when derivative transactions are entered into.

### Dividend policy

The Company will seek to grow dividends paid in respect of each financial year at a rate greater than inflation, as defined by the UK Consumer Prices Index, in respect of the immediately preceding financial year of the Company.

### Triennial tender offers/liquidity events

Shareholders may recall that in concluding its strategic review in 2018, the Board stated its intention to propose to Shareholders a tender offer for 25 per cent. of the issued shares at or around the time of the Company annual general meeting in October 2021 and every three years thereafter subject to the level of discount prevailing at the time ("**Triennial Liquidity Events**"). Owing to changing circumstance, in 2021 the Board utilised its discretion and did not put forward proposals for a tender offer but instead committed itself to a sustainable share buyback policy with the target of maintaining a narrow discount. At that time, Shareholders approved of this approach and the Board was clear that it still intended to propose a tender offer every three with the next tender offer scheduled to occur in 2024.

It is the Board's current intention to undertake a tender offer in Quarter 4 of this year for up to 25 per cent of the issued ordinary shares excluding treasury shares, subject to shareholder approval. The Board may, however, at its sole discretion, decide not to proceed with the tender offer if the ordinary shares are trading at a premium to the estimated tender price. In accordance with the Board's policy set out at the time of the adoption of the triennial liquidity events, unless the Board elects to use a tender realisation pool, the tender price will be the prevailing NAV (cum-income) per ordinary share (or, if the Board elects to use a tender realisation pool, the net proceeds of realising the assets in that pool) less the tender offer costs and less a discount of 3 per cent.

### Capital structure

The capital structure of the Company as at 30 April 2024 consisted of 37,260,474 ordinary shares of 1p each in issue, of which 4,547,322 ordinary shares were held in treasury. Therefore, the Company's total voting rights were 32,713,152 ordinary shares.

# FINANCIAL HIGHLIGHTS

## Returns for the year ended 30 April 2024

	Year ended 30 April 2024	Year ended 30 April 2023
<b>Total returns</b>		
Net asset value per ordinary share*	15.1%	1.3%
Ordinary share price*	12.3%	(1.2)%
FTSE All-Share Index	7.5%	6.0%
<b>Revenue and dividends</b>		
Revenue earnings per ordinary share	7.89p	6.74p
Dividends per ordinary share	6.80p	6.20p
Ongoing charges*	1.06%	1.08%

	As at 30 April 2024	As at 30 April 2023
<b>Capital</b>		
Net Assets (£'000)	135,329	119,817
Net asset value per ordinary share	413.68p	366.02p
Ordinary share price	351.00p	319.00p
Net gearing*	13.1%	13.4%

Source: Artemis/Datastream

\* Alternative Performance Measure (see Glossary on page 73)

## Performance for the year ended 30 April 2024



Source: Artemis/Datastream

## Discount during the year ended 30 April 2024



Source: Artemis/Datastream

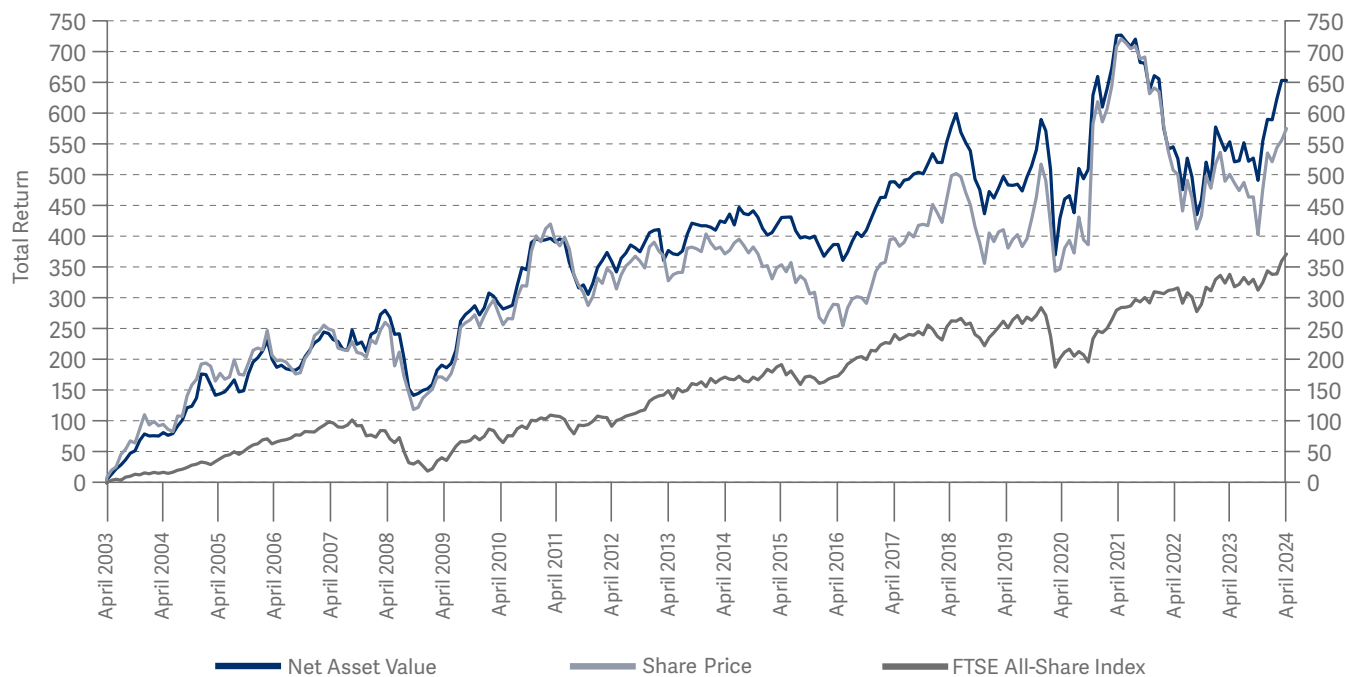
Total returns to 30 April 2024	3 years	5 years	10 years	Since 1 June 2003**
Net asset value per ordinary share*	(8.9)%	26.0%	43.3%	652.0%
Ordinary share price*	(16.5)%	32.1%	39.9%	574.6%
FTSE All-Share Index	23.9%	30.1%	75.8%	371.2%

\*\* The date when Artemis was appointed as Investment Manager

\* Alternative Performance Measure (see Glossary on page 73)

Source: Artemis/Datastream

## Performance from 1 June 2003 to 30 April 2024



Source: Artemis/Datastream

## Dividends paid/payable to shareholders



This chart shows the Company's dividend history since Artemis was appointed as Investment Manager.

# STRATEGIC REPORT

---

## Chairman's statement

### Performance

During the year ended 30 April 2024 your Company's net asset value per share rose by 15.1% and the share price by 12.3% (on a total return basis). In comparison the benchmark FTSE All-Share Index rose by 7.5%.

During the second half of the year your portfolio enjoyed a stronger absolute and relative performance after a difficult first half dominated by uncertainty and volatility. In the six months to the end of April 2024 the net asset value per share rose by 27.3% and the share price by 34.2% versus 14.2% for the benchmark.

Although the FTSE All-Share Index is our formal benchmark, a significant proportion of the companies in the portfolio form part of the FTSE 250 Index which rose by 6.3% over the year and 18.8% for the last 6 months. As we have reminded shareholders in the past, the portfolio bears little relationship to the FTSE All-Share and the stock-selection is not constrained by it. As the last three years have shown, short-term performance is likely to bear very little resemblance to the benchmark; our aim remains to out-perform it over the long term.

### Portfolio

The year to 30 April 2024 was good for equities globally as a consequence of lower inflation and improving economic conditions, thereby reducing concerns over the likelihood of stagflation. The fading impact of the shock to energy and commodity markets which followed Russia's 2022 invasion of Ukraine has been an important contributor to the improved macro outlook. Investor confidence has increased as expectations over the future path of interest rates has become clearer, even if its timing remains uncertain. In addition, corporate earnings have been stronger than expected, leading to an increase in equity valuations.

The Manager remains optimistic about the UK and the prospects for consumer spending in particular. Although the portfolio includes some international names (such as Alphabet, Nintendo and Universal Music), about half of your Company's net assets are invested in companies which are primarily exposed to the UK economy. A combination of improving macro conditions and a more positive outlook for UK corporate earnings has drawn attention to the low valuations placed on many UK companies such as banks and housebuilders, as evidenced by the spate of takeovers in the latter sector. While portfolio turnover has been slow, recent additions such as Rolls-Royce and Alphabet have helped to deliver positive returns. Many of our investee companies stand to benefit from the improved prospects for consumer spending reinforced by clear competitive advantages, going some way to vindicating the thesis for selecting them. In addition, the prospect of a more stable political environment after the election may help to improve the rating of UK companies, a process which has already become evident.

A more detailed review of the portfolio appears on pages 12 to 13.

### Revenue earnings and dividends

We are pleased to be able to deliver growth in dividends at a rate in excess of inflation, in line with our policy.

The Board has declared a final dividend of 4.26p (2023: 3.87p) per share, which will be subject to approval by shareholders at the Company's Annual General Meeting on 17 October 2024. The final dividend, once approved by shareholders, will be paid on 25 October 2024 to those shareholders on the register at 20 September 2024, with an ex-dividend date of 19 September 2024.

Total dividends declared for the year will therefore amount to 6.80p per share (2023: 6.20p), an increase of 9.7% on the previous year and ahead of the increase in the Consumer Prices Index (8.7% as at April 2023), in line with our target.

Investment income from our investee companies increased significantly during the year by 18.5%. The subsidiary company continues to have healthy reserves with which to support the Company's earnings and dividends, if required.

Revenue earnings per share stand at 7.89p for the year to 30 April 2024, an increase of 17.1% on the 6.74p of the prior year.

### Share buy backs/discount

We have maintained a pragmatic approach to buying back our shares throughout the year, aiming to do so when we believe this is in the best interests of our shareholders. Adverse market conditions and sentiment have resulted in wider discounts amongst our peer group and in the investment trust sector generally. Despite a widening in the Company's discount, from 12.8% to 15.2%, particularly towards the end of 2023, buyback activity was limited. Our judgement was that the risk of impacting the liquidity in our shares was likely to outweigh the scope to create material accretion in net asset value per share. The Company bought back 21,756 shares at a total cost of £70,075 and an average discount of 13.0%.

The discount to underlying asset value averaged 14.2% over the course of the year, ranging from 8% to 22%, and at the year-end stood at 15.2%. As at 28th June 2024, the share price stood at 366p, representing a discount of 11.6%.

### Triennial liquidity events

Under the arrangements approved by shareholders in 2021, a tender offer for up to 25% of the Company's shares is due to take place later this year, subject to the level of the discount prevailing at that time as well as shareholder approval. We will be writing to shareholders nearer the time to outline our plans.

**Annual General Meeting**

Your Company's Annual General Meeting ("AGM") will take place on Thursday, 17 October 2024 at 10.00 a.m. at the London offices of Artemis Fund Managers, Cassini House, 57 St. James's Street, London, SW1A 1LD. The Directors look forward to welcoming shareholders.

The Investment Manager will make a presentation and answer any questions on the portfolio performance and strategy.

I would encourage you to make use of your proxy votes by completing and returning the form of proxy enclosed with this report.

**Outlook**

I am pleased that we have been able to deliver stronger returns for shareholders, particularly during the second half of the year. The Manager remains optimistic about the prospects for the stocks which are held in the portfolio; current conditions appear to offer an improved environment in which our investee companies can thrive.

**Board succession**

During the year the Board will be looking for a successor to take over from me as Chairman as I will have completed the recommended tenure for that role. In the meantime I look forward to being able to report further progress for your Company.

**Contact us**

Shareholders can keep up to date with Company performance by visiting [artemisalphatrust.co.uk](http://artemisalphatrust.co.uk) where you will find information on the Company, a monthly factsheet and detailed quarterly updates from the Investment Manager.

The Board is always keen to hear from shareholders. Should you wish to, I can be contacted by email on [alpha.chairman@artemisfunds.com](mailto:alpha.chairman@artemisfunds.com).

**Duncan Budge**

Chairman

1 July 2024

## Investment Manager's review

### Review

In the 12-month period ending 30th April 2024, the Trust's NAV increased by 15.1% (net of fees) compared to a 7.5% rise in the FTSE-All Share Index.

Returns for the year were driven primarily by strong performance in the second half, a period in which the Trust's NAV rose by 27.3% compared to a 14.2% rise in the FTSE-All Share.

A number of holdings contributed over 1% each to NAV performance including **Ryanair** (+32.7%/+2.1%), **Alphabet** (+53.0%/+2.0%), **Plus500** (+39.9%/+1.8%), **Nintendo** (+18.7/+1.3%), **Redrow** (+29.8%/+1.3%), **Rolls-Royce** (+32.4%/+1.3%), **Frasers Group** (+6.2%/+1.2%), and **NatWest** (+26.9%/+1.2%).

A positive aspect of the year's performance, which is evident from the names above, was that it came from a wide variety of industries driven by different factors. Another is the validation of our activity, as NatWest (September 2022), Alphabet (November 2022), and Rolls Royce (January 2024) are all large holdings that were purchased recently.

The year witnessed a rise in stock prices even as bond yields increased. Several factors contributed to this outcome. Inflation indicators moderated as pressures diminished, resulting in less uncertainty about the future path of interest rates. This happened without a significant deceleration in economic activity, which meant corporate earnings were stronger than expected. Also, continued hope for the benefits of artificial intelligence lifted stock performance, especially in the US market.

We are optimistic about the portfolio's potential returns, based on a combination of bottom-up and top-down factors that can be summarised as follows:

- Macro headwinds to UK corporate earnings and confidence are set to ease.
- Low valuations in UK domestic assets (e.g. Housebuilding/Banking) should lead to high future returns.
- "Wide moat" businesses (e.g. Technology/Media) continue to offer up attractive opportunities.
- Capital intensive industries (e.g. Retail/Aerospace) are benefitting from a capital cycle.

In the following sections, we review the reasoning behind these views, major events in the year, and any adjustments to positioning. Compared to the prior year, our views are broadly unchanged and if anything, conviction has been strengthened by recent developments. For this reason, portfolio turnover has been low.

### UK macro headwinds are set to ease

For all that has been written about the inexpensiveness of UK stocks (including by us), it is a fair challenge to highlight that corporate earnings growth has been challenged. We think that some of the headwinds faced are easing, and this increases the possibility of more robust earnings growth.

One main reason for this view is improved prospects for consumer spending. UK consumers spent 2% less than they did in 2019, while US consumers spent 14% more (as of Q4 2023). People have saved more after facing higher energy prices, inflation and interest rates.

The energy shock hit the UK and Europe harder than the US. According to the Bank of England, UK utility bills went up to more than twice 2019 levels, while the US bills increased by only 30%. In Europe, unlike the United States, gas prices set electricity prices, and in August 2022, gas prices soared to \$600 per barrel of oil equivalent because of problems and fear from Russia/Ukraine. This was almost 10 times higher than in the US.

Gas prices have fallen to more normal levels owing to lower demand in Europe, better use of gas storage facilities, and improved LNG supply. UK utility prices are still high because of the price cap system that the UK uses. This is forecast to fall by about £500 in 2024. This, along with rising wages and the cut to national insurance, means that spending is likely to rebound, which should provide a tailwind to corporate profits.

Another reason is the prospect of a more stable political environment. Betfair odds suggest that Labour is more than 90% likely to win the next election, probably with a large majority. Both the Conservative and Labour parties have moved to the centre lately. This makes the set-up for the upcoming election very different from 2019, where voters were divided and policies were wildly divergent.

The rise in mergers and acquisitions activity shows growing confidence in UK assets returns. Our holdings in **Redrow**, **Hargreaves Lansdown** and **Currys** have recently received offers. For the last two, we think this shows value in our portfolio and the wider market, as the potential buyer was a financial sponsor willing to pay a significant premium even without synergies.

### UK discounted assets to benefit from reduced risk premium

Approximately 50% of NAV is invested in companies primarily exposed to the UK in Housebuilding (**Redrow/Bellway/Berkeley/Springfield**), Retail (**Frasers/Currys**), Banking (**NatWest/Lloyds**) and Financial Services (**Hargreaves Lansdown/Singer**). These are all sectors that are geared to an improving economy.

We also have a stake in the end-of-life industry through **Castelnau**, which is a unique opportunity with excellent potential returns as it changes its business to leverage its strong position in a resilient and growing industry.

The Labour party is placing housebuilding at the centre of its policy with an aim of increasing build rates. As the CMA's lengthy investigation recently noted, the complex and difficult planning system is the key factor that drives high returns for incumbent housebuilders. An improvement in planning processing should be a positive for all industry participants through improving returns on capital. A relaxation to the point that would encourage new entrants or create excess supply seems unlikely.



The recent depressed market has only served to compound the undersupply of housing in the UK. This accumulated deficit of over 1 million homes underpins long-term demand for new homes. Housebuilders trade at book value, scarcely above the liquidation value of their physical assets, and yet their franchises are likely to offer double digit cash returns for years to come.

UK bank stock prices have trailed behind those of other European banks as their earnings have not felt the full positive effect of higher interest rates yet owing to their practice of hedging against interest rate changes. We think that it is improbable that interest rates will go back to zero, and so our opinion is that UK banks have experienced a lasting boost in their returns, which is only temporarily obscured.

The low valuation of UK banks (earnings yields in excess of 15%) is also anomalous given that asset quality and capital ratios have been steadily improving. This is something that Andrew Bailey, Governor of the Bank of England acknowledged in a speech in February when he said, *"(compensation for) the cost of risk – the return equity investors demand – does not seem to have fallen in line with what appears to be greater stability and lower risk per unit of equity."*

UK banks are trading at discounts of greater than 20% to tangible equity and are targeting returns on that equity of about 15%. With limited reinvestment opportunities, earnings are distributed to shareholders through share buybacks and dividends. As we believe targeted returns to be achievable, we expect returns of close to 20% (15%/0.8x) with greater upside in the short-term if valuation multiples were to rise. For these reasons, we increased our position in **NatWest** during the year.

#### **Wide moat businesses offer attractive returns**

Approximately 30% of the Trust's assets are invested in businesses that are characterised by their visible competitive advantage. This includes holdings in Technology and Media (**Alphabet/UMG/Autotrader**), Video Games & Hobbies (**Nintendo**), Pharmaceuticals & Staples (**GSK/Haleon**) and Infrastructure (**Vinci/AENA**).

A holding was purchased in Alphabet in 2022 and increased significantly in early 2023 as concerns over the potential impact of OpenAI on Google's market position led to share price weakness.

Alphabet's share price has recovered as product releases such as Gemini have demonstrated its advantages in AI as a first mover and with vertical integration (semiconductors, products, and distribution). Earnings have also been supported by a greater focus on cost efficiency. Despite its share price performance, we continue to see attractive returns in Alphabet, supported by a reasonable starting valuation (20x PE) and strong earnings growth prospects.

In a similar vein, **Universal Music Group (UMG)** suffered price weakness as concerns grew that generative AI would impact industry revenue adversely as the shift to online streaming did in the early 2000s. We purchased a holding in May 2023 as we felt this risk was overstated. AI may increase the supply of music, but it is unlikely to change how it is distributed, with distribution dominated by a handful of digital service platforms who can ensure copyright is enforced.

Music preferences are slow to change because of the human phenomenon of "ear worm" (the experience of a song or melody becoming stuck in the brain). This means that **UMG** in effect owns a royalty on the music industry, which is growing as streaming penetration continues to grow and we were able to purchase it at an attractive price due to the opportunity created by AI uncertainty.

The trust has been invested in **Nintendo** since 2016 and it has been a major holding since 2021. We have always believed that the fluctuations in earnings from the video gaming cycle have caused the market to undervalue its intellectual property, as it hides both the potential and the longevity of its earnings.

The most important development for Nintendo in the year was the successful launch of its Mario movie, which earned over \$1.3bn in the box office (as the second biggest animated film ever) and was watched by over 169m people. This showed more evidence of the company's ability to make money from its IP beyond video games. Nintendo has a market value of \$64bn and net cash of \$15bn, so its enterprise value is less than \$50bn, which is significantly lower than the price Microsoft paid for Activision even though Nintendo makes almost 2x the operating profit of Activision at the time of acquisition.

#### **Capital cycles leading to improved profitability**

Approximately 30% of the Trust's capital is invested in sectors benefitting from a capital cycle that should lead to improved profitability. This includes Airlines (**Easyjet/Ryanair**), Aerospace (**Rolls Royce**) and Food Delivery (**Delivery Hero/Just Eat**).

The pandemic had a severe effect on the aerospace industry as it caused huge cash losses and supply chain problems. Boeing and Airbus made nearly 2,000 fewer planes during this time, which together with ageing fleets and now resurgent demand, have resulted in plane order books being full until the end of the decade.

Supply chain challenges have been hard to overcome. Pratt and Whitney's troubles with the GTF engine and Boeing's production difficulties mean that no amount of money can resolve the capacity shortage that has emerged in recent years. We think this will likely increase the earnings power of our positions in low-cost carriers **Ryanair** and **Easyjet** as it implies that the outlook for yields is robust. Easyjet in particular, is trading at an attractive valuation as its market value is barely more than the total value of its £1bn of net cash and owned Airbus planes.

We began investing in **Rolls Royce** at the beginning of 2024 because we think it is benefitting from similar dynamics. Engine makers have unmatched ability to increase prices because demand exceeds supply, meaning they do not need to compete for market share.

Aftermarket pricing increased by more than 10% in 2023 and peer Safran has guided for future increases to be 3-4% ahead of inflation. As aftermarket spare parts typically have a gross margin of 60%, price increases have a geared impact on profitability, especially for Rolls Royce where the starting point is an 11% operating margin.

The food delivery industry has seen valuations fall sharply as the cost of capital has risen. This is leading to market rationalisation and consolidation. Since fixed capital investments are low, capacity should adapt to market changes, and increase profitability. We still think that the service is in the beginning stages of adoption and so industry growth rates will improve.

**John Dodd and Kartik Kumar**  
Fund Managers  
Artemis Fund Managers Limited

1 July 2024

## Current positioning

### April 2024 – key sector exposures

2024	2023	Sector	Companies
13.3%	13.2%	Housebuilding	Redrow, Bellway, Berkeley, Springfield
13.2%	14.8%	General Retail	Frasers Group, Currys
12.5%	6.1%	Financial Services	Plus500, Hargreaves Lansdown, Singer Capital Markets
12.0%	12.8%	Airlines	easyJet, Ryanair
10.8%	7.7%	Banking	Lloyds, NatWest
9.5%	5.4%	Aerospace & Defence	Reaction Engines, Rolls Royce, Melrose Industries
8.7%	9.1%	Video Games & Hobbies	Nintendo, Hornby
8.6%	5.9%	Technology & Media	Alphabet, Universal Music, Auto Trader
6.5%	4.1%	Pharmaceuticals & Staples	GSK, Haleon
6.1%	6.8%	Funeral Services	Castelnau
5.5%	6.2%	Food Delivery	Delivery Hero, Just Eat Takeaway
4.6%	2.1%	Infrastructure	Vinci, AENA

Source: Artemis

## ESG & stewardship at Artemis

### Introduction

Artemis believes stewardship activities contribute to improvement in company performance and to consequently higher returns for our clients.

At Artemis, ESG analysis and integration is the responsibility of each individual fund management team. Whilst individual strategies are distinctive, views and ideas are shared across investment teams. The Stewardship team provides a dedicated resource to support and challenge our investment teams, on ESG integration, engagement, voting and related activities.

As part of the Net Zero Asset Managers initiative, in November 2022, Artemis initially committed 80% of assets under management to be in-scope. Developed market equities and all equity and fixed income assets within funds designated SFDR Article 8 & 9 and those funds with a sustainability objective are included in our in-scope assets.

Additionally, we have submitted our 2023 Stewardship Report to the Financial Reporting Council (FRC), our fourth submission under the new Stewardship Code. Our 2020, 2021 and 2022 reports received signatory status.

We use a number of data service providers to support our stewardship activities and have developed internal tools to inform and guide our stewardship focus and continue to strengthen our controls and processes.

### Approach to stewardship

Our Stewardship team is specifically dedicated to supporting our fund managers by providing insight, research and analysis, discussion, and challenge on ESG and stewardship matters including:

- Identifying and incorporating a wider set of risks and opportunities into investment processes including ESG factors

- Monitoring and escalating issues with companies and exercising shareholder rights at company meetings, and
- Working collaboratively to develop and promote best practice internally and across the industry.

### Artemis Alpha stewardship approach

The Company employs a long-term value investing strategy to pick stocks. The framework is based on valuing companies using fundamental analysis and sizing positions according to the attractiveness of share prices relative to our view of their value. The Company's strategy is underpinned by a core principle that the key driver of long-term value is achieving a high and sustainable return on capital employed.

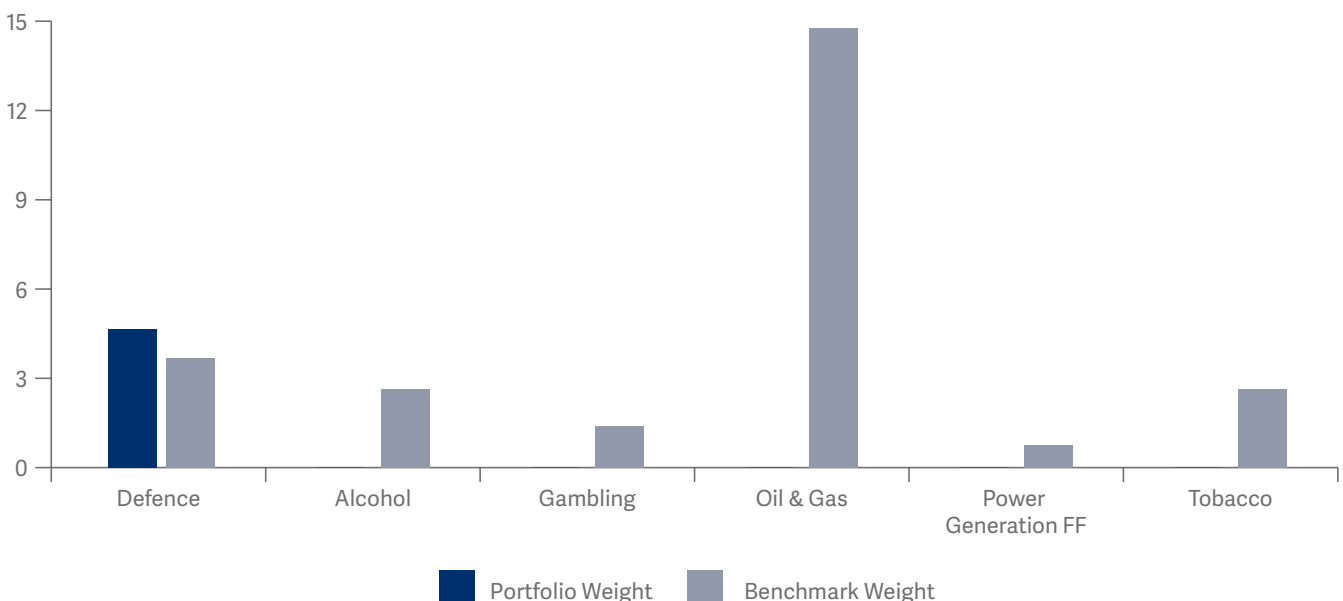
Investee companies that do not adhere to strong governance, look after their employees, or fail to recognise environmental and societal harm risk inhibiting their long-term potential. The investment process requires a focus on the ESG risks and opportunities present in each business and industry.

### Risk mitigation

Our view is that ESG factors are most pertinent in their contribution when creating the risk of a permanent loss of capital, usually through obsolescence, excessive leverage, misjudged investment value, misallocations of capital, and regulation.

This is evident in the portfolio where we are significantly underweight controversial sectors (as defined by ESG data providers), and therefore are less exposed to key ESG risks that may affect the prospects of these businesses.

### ATS exposure to at-risk sectors



We actively monitor ESG risks and opportunities primarily through our fundamental and bottom-up driven research process for monitoring existing and evaluating prospective investments. We frequently engage with management teams on strategy, capital allocation, incentive alignment and communication.

## Engagement and voting

The Fund Manager continues to engage with current and potential holdings, ensuring appropriate monitoring and due diligence for the portfolio. During the year, the Fund Manager conducted 119 (vs 220 last year) company meetings, 42 with existing and 77 with prospective investments.

During the year we engaged with Ryanair and easyJet on actions being taken to meet transition plan targets. Areas of focus are on aircraft fleet renewal and other operational efficiencies, sustainable aviation fuel (SAF) capacity in the short to medium term (next 10 years), and the role of new technology in the longer term. This is a challenging sector to decarbonise which is also reliant on behaviour change and Government policy support to deliver the right incentives. We will continue to engage on both the short and longer-term transition strategies.

Additionally, at the end of 2023, we conducted a thematic review of the largest UK listed banks including Lloyds Banking Group and NatWest Group, which included analysis of disclosure, and then direct engagement on their approaches to sustainability but with a specific focus on climate change risks and opportunities and how this could impact the investment case. The underlying investment thesis in this context is that financing the transition to a low-carbon economy will require large amounts of capital. Our analysis and engagement provided further insight on some of the detailed work banks are doing on climate related risks and opportunities, areas for further development and the challenges to delivering on their

plans. We will continue to monitor overall disclosure on target setting, transition plans, and progress on those plans.

## Voting activity – Artemis Alpha Trust (year to 30 April 2024)

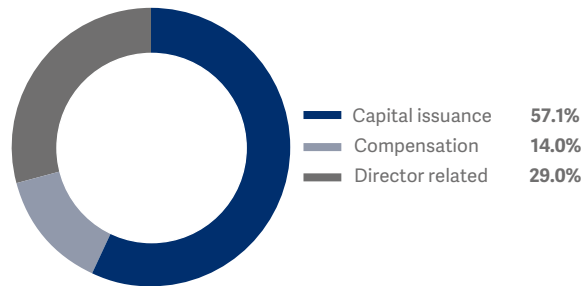
### Meeting overview

Category	Number	Percentage
Votable meetings	23	
Meetings votes	23	100%
Meetings with at least 1 vote against management	3	13%

### Proposal overview

Category	Number	Percentage
Votable items	339	
Items voted	339	100%
Items against management	7	2%

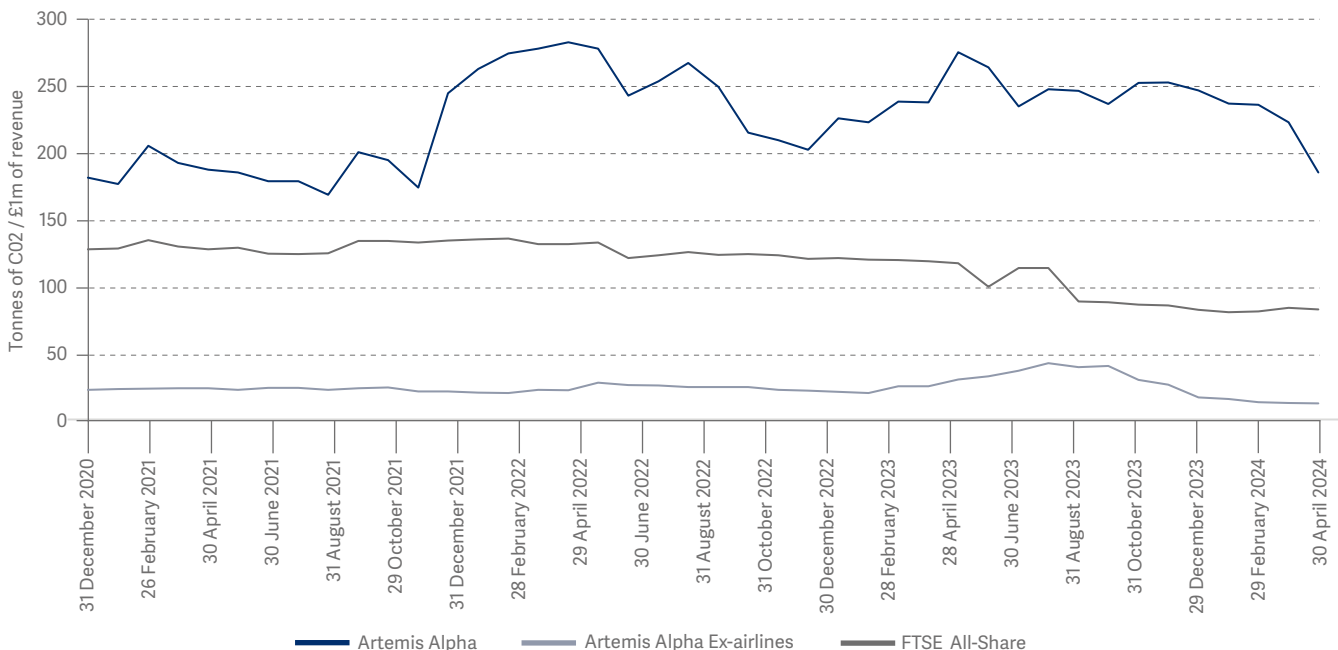
### Breakdown of votes against management



## Portfolio carbon emissions

The portfolio's carbon emissions relative to its benchmark, the FTSE All-Share Index, have remained elevated since the onset of COVID-19 in early 2020. This is because our airline holdings are still recovering from depressed revenues that penalised their carbon intensity statistics based on emissions per revenue. Furthermore, expectations of a strong recovery in revenue have resulted in increases in their share prices, leading to an increased weighting in the portfolio of their temporarily inflated carbon intensity figures. We expect this measure to normalise somewhat as airline revenues fully recover in 2024. The chart below shows that the Company's carbon intensity excluding its airlines weighting is significantly better than that of the benchmark.

## Artemis Alpha carbon intensity



Source = FactSet, MSCI, ISS as at 30 April 2024

## Portfolio of investments as at 30 April 2024

Investment	Business activity	Country of incorporation	Global exposure* £'000	% of NAV	Market value £'000
<b>Consumer Discretionary</b>					
Bellway (long CFD) <sup>1</sup>	UK housebuilder	UK	4,048	3.0	(45)
Berkeley Group Holdings (long CFD) <sup>1</sup>	UK housebuilder	UK	2,434	1.8	(20)
Currys	European electricals retailer	UK	2,304	1.7	2,304
Delivery Hero	Online food delivery company	Germany	4,937	3.6	4,937
easyJet	European low-cost airline	UK	7,859	5.8	7,859
Frasers Group	Sports and general apparel retailer	UK	15,513	11.5	15,513
Hardlyever <sup>2</sup>	Apparel e-commerce platform	UK	569	0.4	569
Hornby <sup>3</sup>	Hobby and toy products	UK	5,005	3.7	5,005
Nintendo, ADR	Video games	Japan	6,792	5.0	6,792
Redrow	UK housebuilder	UK	8,261	6.1	8,261
Rok Entertainment Group <sup>4</sup>	Global mobile entertainment	USA	–	–	–
ROK Global <sup>4</sup>	Global mobile entertainment	UK	–	–	–
Ryanair Holdings	European low-cost airline	Ireland	8,410	6.2	8,410
Springfield Properties <sup>3</sup>	UK housebuilder	UK	3,302	2.4	3,302
Universal Music Group (long CFD) <sup>1</sup>	Movies & entertainment	Netherlands	2,481	1.8	6
<b>Total Consumer Discretionary</b>			<b>71,915</b>	<b>53.0</b>	<b>62,893</b>
<b>Financials</b>					
Castelnau Group Limited	Closed-ended investment company	Guernsey	8,294	6.1	8,294
Hargreaves Lansdown	Investment services	UK	4,883	3.6	4,883
Lloyds Banking Group	UK retail bank	UK	6,617	4.9	6,617
NatWest Group	UK retail bank	UK	8,043	5.9	8,043
Plus500	Global online financial trading platform	Israel	8,431	6.2	8,431
Singer Capital Markets <sup>2</sup>	UK investment bank	UK	3,592	2.7	3,592
<b>Total Financials</b>			<b>39,861</b>	<b>29.4</b>	<b>39,861</b>
<b>Industrials</b>					
Aena	Transportation Infrastructure	Spain	3,224	2.4	3,224
MBA Polymers <sup>2</sup>	Plastics recycling	USA	–	–	–
Melrose Industries	Aerospace manufacturing company	UK	156	0.1	156
Rated People <sup>2</sup>	UK home maintenance services platform	UK	500	0.4	500
Reaction Engines <sup>2</sup>	Rocket propulsion systems	UK	6,433	4.8	6,433
Rolls Royce Holdings	Complex power and propulsion solutions	UK	6,195	4.6	6,195
Vinci (long CFD) <sup>1</sup>	French concessions and construction company	France	2,919	2.2	(9)
<b>Total Industrials</b>			<b>19,427</b>	<b>14.5</b>	<b>16,499</b>
<b>Health Care</b>					
GlaxoSmithKline	Global healthcare company	UK	4,599	3.4	4,599
Haleon	Multinational consumer healthcare company	UK	4,158	3.1	4,158
<b>Total Health Care</b>			<b>8,757</b>	<b>6.5</b>	<b>8,757</b>

<sup>1</sup> CFDs are disclosed in Derivative assets/liabilities at market value in the Statement of financial position on page 50.

<sup>2</sup> Unquoted investment.

<sup>3</sup> AIM quoted investment.

<sup>4</sup> Delisted, suspended or investments in administration or liquidation.

\* Global exposure has been calculated in line with the guidelines issued by the European Securities and Markets Authority ('ESMA') and represents the market value of an equivalent position in the underlying investment of each derivative contract. For all other asset types the percentage of net assets has been calculated based on the valuation of each holding.

Investment	Business activity	Country of incorporation	Global exposure* £'000	% of NAV	Market value £'000
<b>Technology</b>					
Alphabet Inc (long CFD) <sup>1</sup>	Multinational technology conglomerate	USA	7,227	5.3	(146)
Auto Trader Group	Automotive marketplace	UK	2,095	1.5	2,095
Just Eat Takeaway.com	Online food delivery company	Netherlands	2,579	1.9	2,579
<b>Total Technology</b>			<b>11,901</b>	<b>8.7</b>	<b>4,528</b>
<b>Energy</b>					
Energy Equity Resources (Norway) <sup>4</sup>	African oil and gas exploration	UK	–	–	–
Leed Resources <sup>4</sup>	Oil and gas exploration and production company	UK	–	–	–
PetroHunter Energy <sup>4</sup>	Oil and gas exploration and production company	USA	–	–	–
<b>Total Energy</b>			<b>–</b>	<b>–</b>	<b>–</b>
<b>Total investments (excluding CFDs)<sup>1</sup></b>			<b>132,752</b>	<b>98.0</b>	<b>132,752</b>
<b>Total CFDs<sup>1</sup></b>			<b>19,109</b>	<b>14.1</b>	<b>(214)</b>
<b>Total investments (including CFDs)<sup>1</sup></b>			<b>151,861</b>	<b>112.1</b>	<b>132,538</b>
<b>Forward Currency Contracts</b>					
Buy GBP 3,979,428 Sell USD 5,000,000 16/05/2024					(14)
Buy GBP 8,122,474 Sell EUR 9,500,000 16/05/2024					7
<b>Forward Currency Contracts total</b>					<b>(7)</b>
Portfolio fair value					132,531
Net other assets					2,798
<b>Net assets</b>					<b>135,329</b>

<sup>1</sup> CFDs are disclosed in Derivative assets/liabilities at market value in the Statement of financial position on page 50.

<sup>2</sup> Unquoted investment.

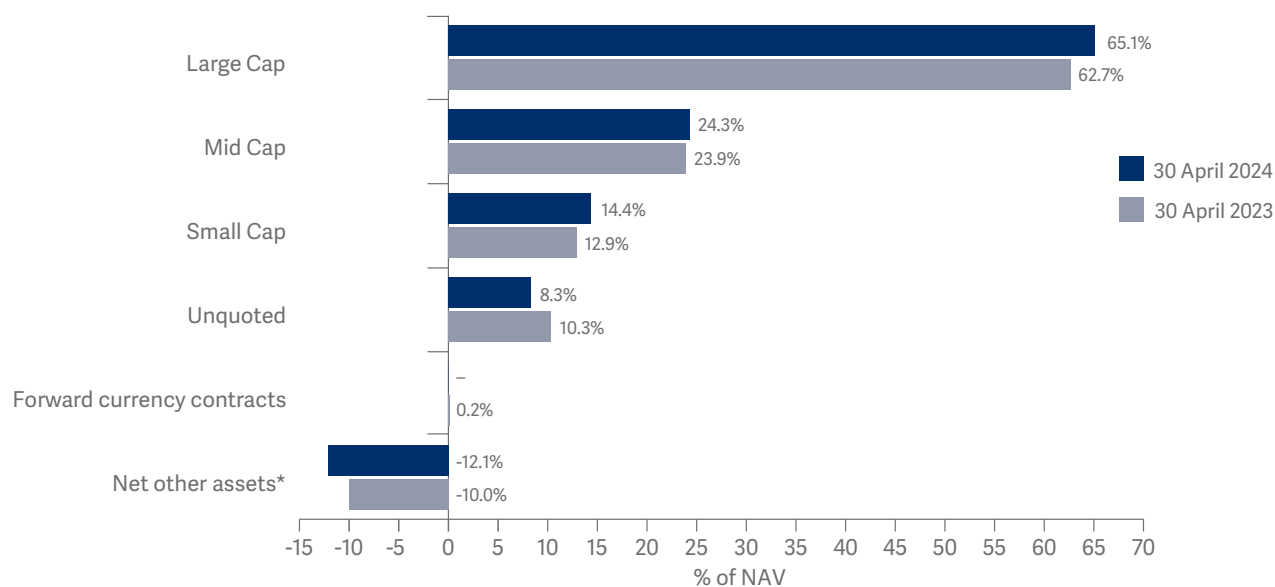
<sup>3</sup> AIM quoted investment.

<sup>4</sup> Delisted, suspended or investments in administration or liquidation.

\* Global exposure has been calculated in line with the guidelines issued by the European Securities and Markets Authority ('ESMA') and represents the market value of an equivalent position in the underlying investment of each derivative contract. For all other asset types the percentage of net assets has been calculated based on the valuation of each holding.

Portfolio has been analysed using ICB industry classifications.

## Market cap analysis



Large cap – market cap equivalent to FTSE 100 companies

Mid cap – market cap equivalent to FTSE 250 companies

Small cap – market cap equivalent to companies below FTSE 250

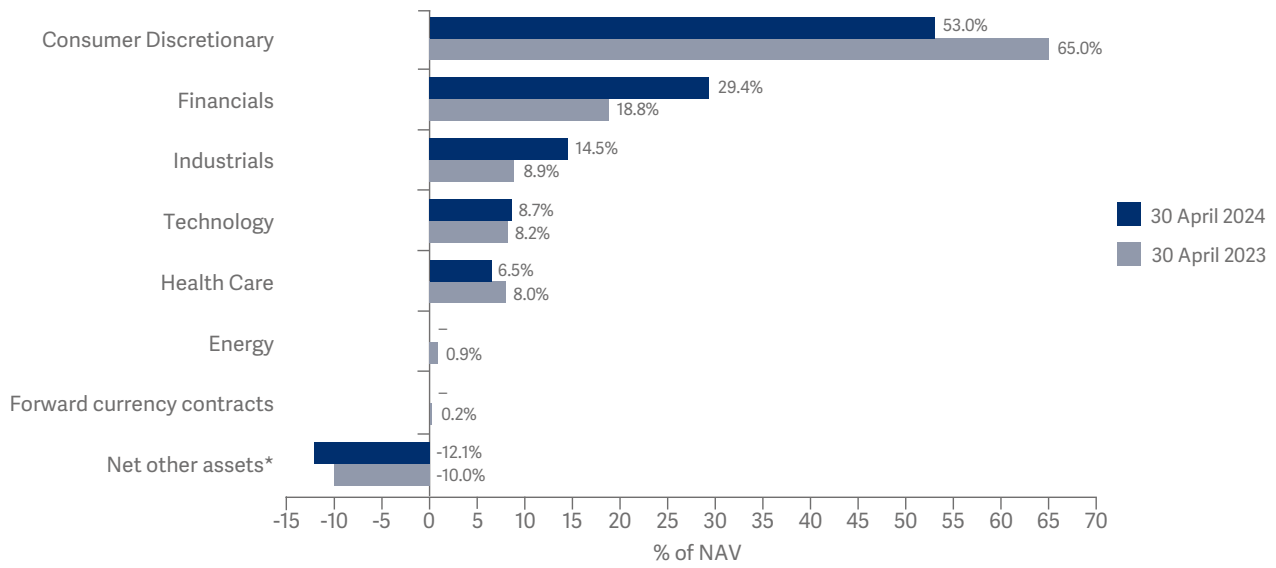
\* adjusted to show the gross economic exposure of the CFD positions, with net other assets adjusted accordingly.

## Geographical analysis

Country of incorporation	2024 % of NAV	2023 % of NAV
UK	71.4	75.2
Ireland	6.2	5.3
Israel	6.2	5.0
Guernsey	6.1	-
USA	5.3	4.7
Japan	5.0	6.1
Netherlands	3.7	5.5
Germany	3.6	3.7
Spain	2.4	-
France	2.2	3.6
Isle of Man	-	0.7
Forward currency contracts	-	0.2
Net other assets*	(12.1)	(10.0)
	<b>100.0</b>	<b>100.0</b>

\* adjusted to show the gross economic exposure of the CFD positions, with net other assets adjusted accordingly.

## Industry analysis



\* adjusted to show the gross economic exposure of the CFD positions, with net other assets adjusted accordingly.

Portfolio has been analysed using ICB industry classifications.



## Strategy and business review

### Culture, purpose & values

The Directors drive the culture, purpose and values of Artemis Alpha Trust plc (“the Company”) and by doing so seek to ensure that these three elements underpin the delivery of strategy.

#### Culture

The Company is an externally managed investment trust and as such its culture is created by the Board of Directors and the Investment Manager, Artemis Fund Managers Limited.

#### Purpose

Our purpose is to provide our shareholders, large or small, with a diversified and cost-effective investment opportunity to achieve long-term growth.

#### Values

The Company provides access to a portfolio of investments which the Board expects to be managed with integrity, transparency and accountability and with appropriate due diligence to environmental, social and governance matters. The constructive and openly discursive nature of the relationship between the Board and the Investment Manager helps ensure their respective values are aligned and focused on delivering the strategy for our shareholders.

The core values that contribute to the Board culture include:

- **Integrity:** the Board seeks to comply with all applicable laws and regulations, both to the letter and in spirit.
- **Accountability:** the Board recognises the need to explain the Company’s performance to investors and to highlight the risks in a clear and open manner. The Board has a key role to encourage and challenge the performance of its Investment Manager and its other service providers to help ensure the Company continues to provide shareholder value.
- **Respect & Transparency:** the Board seeks to communicate clearly and openly with shareholders and service providers respecting individual opinions and expectations. Contact by shareholders via the Chairman’s email address is welcomed.
- **Environmental, Social and Governance (“ESG”) issues:** We are stewards of our shareholders’ capital; both the Board and Investment Manager recognise that this comes with responsibilities. ESG considerations are integrated within the investment process.

An overview of the Investment Manager’s culture, values and stewardship activities can be found on the website at [www.artemisfunds.com](http://www.artemisfunds.com).

### Corporate strategy & policy

The Company is incorporated in England as a public company limited by shares. Its business as an investment trust is to buy and sell investments with the aim of achieving the investment objective and in accordance with the policy set out on page 2.

### Gearing

The Company uses gearing (i.e. borrowing) as part of its investment strategy. The Company’s Articles of Association limit borrowing to 50 per cent of the Company’s net assets. However, the investment policy limits this to 25 per cent of net assets. Subject to compliance with this restriction, the level of borrowing is a matter for the Board, whilst the utilisation of borrowings is delegated to the Investment Manager. This utilisation may be subject to specific guidelines established by the Board from time to time. The current guidelines permit the Investment Manager to employ borrowings of up to 20 per cent of net assets. The Company had no borrowing facility as at 30 April 2024 or the prior year. The use of gearing by the Investment Manager will vary from time to time, reflecting its views on the potential returns from stock markets. The Company’s gearing is reviewed by the Board and Investment Manager on an ongoing basis. At the year end, net gearing was created through the use of contracts for difference and stood at 13.1 per cent (13.4 per cent as at 30 April 2023).

### Leverage

Leverage is defined in the Alternative Investment Fund Manager Directive (“AIFMD”) as any method by which the Company can increase its exposure by borrowing cash or securities, or from leverage that is embedded in derivative positions. The Company has an agreement with Northern Trust to utilise contracts for difference as a form of leverage. A result of 100 per cent indicates that no leverage has been used. The Company is permitted by its Articles to borrow up to 50 per cent; however the Company’s investment policy restricts this to 25 per cent. The Company is permitted to have additional leverage of up to 100 per cent of its net assets, which results in permitted total leverage of 225 per cent under both ratios. Artemis as the Alternative Investment Fund Manager (“AIFM”), monitors leverage limits on a daily basis and reviews them annually. No changes have been made to these limits during the year. At 30 April 2024, the Company’s leverage was 124.8 per cent (134.2 per cent as at 30 April 2023) as determined using the gross method and 115.1 per cent (115.7 per cent as at 30 April 2023) under the commitment method (refer to the Glossary on page 73 for details).

The Investment Manager requires prior Board approval to:

- enter into any stocklending agreements;
- borrow money against the security of the Company’s investments; or
- create any charges over any of the Company’s investments.

### Operating environment

The Company operates as an investment trust company and is an investment company within the meaning of section 833 of the Companies Act 2006 (the “Act”).

The Company has been approved as an investment trust in accordance with the requirements of section 1158 of the Corporation Taxes Act 2010 which remains subject to the Company continuing to meet the eligibility conditions and ongoing requirements of the regulations. The Board will manage the Company so as to continue to meet these conditions.

The Company has no employees and delegates most of its operational functions to service providers.

### Current & future developments

A summary of the Company's developments during the year ended 30 April 2024, together with its prospects for the future, is set out in the Chairman's Statement on page 5 and the Investment Manager's Review on pages 7 to 9. The Board's principal focus is the delivery of positive long-term returns for shareholders and this will be dependent on the success of the investment strategy. The investment strategy, and factors that may have an influence on it, such as economic and stock market conditions, are discussed regularly by the Board and the Investment Manager. The Board regularly considers the ongoing development and strategic direction of the Company, including its promotion and the effectiveness of communication with shareholders.

### Key Performance Indicators ("KPIs")

The performance of the Company is reviewed regularly by the Board and it uses a number of KPIs to assess the Company's success in meeting its objective. The KPIs which have been established for this purpose and remain unchanged from the prior year are:

#### ■ Discrete annual total returns

Year ended 30 April	Net asset value*	Share price*	FTSE All-Share Index
2019	(8.6)%	(8.9)%	2.6%
2020	(11.3)%	(12.5)%	(16.7)%
2021	56.0%	80.8%	26.0%
2022	(21.9)%	(24.8)%	8.7%
2023	1.3%	(1.2)%	6.0%
2024	15.1%	12.3%	7.5%

Source: Artemis/Datastream

\* Alternative Performance Measure (see Glossary on page 73)

#### ■ Dividends per ordinary share

Year ended 30 April	Ordinary	Special	Total pence per ordinary share	Ordinary increase	Total increase/ (decrease)
2019	5.00p	0.50p	5.50p	5.3%	(13.4)%
2020	5.20p	–	5.20p	4.0%	(5.5)%
2021	5.30p	–	5.30p	1.9%	1.9%
2022	5.60p	–	5.60p	5.7%	5.7%
2023	6.20p	–	6.20p	10.7%	10.7%
2024	6.80p	–	6.80p	9.7%	9.7%

#### ■ Ongoing charges as a proportion of shareholders' funds

As at 30 April	Ongoing charges*
2019	0.93%
2020	0.95%
2021	0.93%
2022	1.01%
2023	1.08%
2024	1.06%

\* Alternative Performance Measure (see Glossary on page 73)

#### ■ Discount management

In addition to the above KPIs, the Board monitors the discount to the underlying net asset value at which the shares trade. The discount levels throughout the financial year are shown within the Financial Highlights on page 3. No specific discount target has been set, but the Board sets the share buyback policy and has given the Investment Manager discretion to exercise the Company's authority to buyback its own shares from time to time to address any imbalances between the supply and demand in the Company's shares or at times where it is believed this is the best use of available capital to increase NAV per share. This is reviewed regularly by the Board. The Board will also use its authority to issue new ordinary shares from time to time should there be excess demand for the Company's shares. The Company will also provide tender offers every three years. The first tender offer was due in 2021, for 25 per cent of the ordinary shares then in issue. However, following a shareholder vote, this did not take place. The next proposal for a tender offer will be in 2024.

## Principal risks and risk management

As required by the 2018 UK Code of Corporate Governance, the Board has carried out a robust assessment of the principal and emerging risks facing the Company. Following consideration of the investment, regulatory and operational risks, the Board has concluded that there are no emerging risks facing the Company that require to be added to the principal risks.

The Board, in conjunction with the Investment Manager, has developed a risk map which sets out the principal risks faced by the Company and the controls established to mitigate these risks. This is an ongoing process and the risk map, including any emerging risks, is formally reviewed every six months. The Board has given particular attention to those risks that might threaten the long-term viability of the Company. Further information on the Company's internal controls is set out in the corporate governance section on page 35. As an investment company the main risks relate to the nature of the individual investments and the investment activities generally; these include market price risk, foreign currency risk, interest rate risk, credit risk and liquidity risk.

A summary of the key areas of risk, their movement during the year and their mitigation is set out below:

Movement during the year:



No change



Decreased risk



Increased risk



Emerging/new risk included during the year

Movement	Principal risk	Mitigation/control
	<p><b>Strategic risk</b></p> <p>Investment objective and policy are not appropriate in the current market and not favoured by investors.</p> <p>The share price performance lags net asset value performance resulting in widening discount.</p> <p>The Company's net assets decline to a level where it becomes uneconomic to continue.</p>	<p>The investment objective and policy of the Company is set by the Board and is subject to ongoing review and monitoring in conjunction with the Investment Manager. Views expressed by the Company's shareholders are also taken into account.</p> <p>The Investment Manager reviews the absolute level of discount and relative discount against the sector. The Company is authorised to buy back its own shares and an agreed buy back policy has been established by the Board and communicated to shareholders.</p> <p>The Company operates a triennial liquidity event for shareholders. The tender offers may be made every three years, with the next event due in 2024, subject to the level of the discount prevailing at that time as well as shareholder approval.</p> <p>The Board regularly reviews the Company's overall strategy, its net assets and ongoing running costs. Going concern and viability assessments are considered at each period end.</p>

Movement	Principal risk	Mitigation/control
	<p><b>Investment risk</b></p> <p>The Company's investments are selected on their individual merits and the performance of the portfolio is not likely to track the wider UK market (FTSE All-Share Index). Whilst the focus is on large cap companies the Company also invests in small cap (listed), AIM traded and unquoted investments which can be subject to a higher degree of risk than that of larger quoted investments. From time to time, the Company may also have significant exposure to particular industry sectors.</p> <p>The Investment Manager's high conviction approach leads to a concentrated portfolio, typically containing between 25 and 60 stocks, carrying a higher degree of stock-specific risk than a more diversified portfolio.</p> <p>The Company is dependent upon the Investment Manager's ability to create an investment portfolio capable of generating attractive returns. Failure to do so may mean the Company becomes unattractive to investors.</p> <p>The Company's functional and reporting currency is Sterling. However, the investment objective and policy may result in a proportion of the Company's portfolio being invested in overseas equities denominated in currencies other than Sterling. As a result, movements in exchange rates may affect the Sterling value of these investments and their returns.</p> <p>The Company may borrow money for investment purposes or use derivatives to similarly increase exposure. If the investments fall in value, any borrowings/use of derivatives will magnify the extent of the losses.</p>	<p>The Board considers that this risk is justified by the longer-term nature of the investment objective and the Company's closed-ended structure, and that such investments should be a source of positive returns for shareholders. Risks are diversified through having a range of investments in the portfolio covering various sectors. The Board discusses the investment portfolio and performance with the Investment Manager at each Board meeting, and at each month end between Board meetings, and part of this discussion includes a detailed review of the Company's unquoted investments, their valuations and future prospects together with their portfolio weighting.</p> <p>The Board receives management information concerning the geographical sector split of the portfolio.</p> <p>All borrowing arrangements entered into require the prior approval of the Board and gearing levels, provided by the use of contracts for difference, are regularly discussed and reviewed by the Board and Investment Manager.</p>
	<p><b>Legal and regulatory risk</b></p> <p>A breach of s1158 Corporation Tax Act 2010 could lead to a loss of investment trust status and the resultant taxation of realised capital gains.</p> <p>The principal laws and regulations the Company is required to comply with are the Companies Act 2006, the Alternative Investment Fund Managers' Directive, the Market Abuse Regulation, the UK Listing Rules and the Disclosure Guidance and Transparency Rules.</p> <p>A breach of the FCA listing rules could lead to suspension of the Company's shares. A breach of the Companies Act 2006 could lead to criminal proceedings and reputational and financial damage.</p>	<p>The Investment Manager provides investment, company secretarial, administration and accounting services through the use of qualified professionals.</p> <p>The Board receives internal control reports from the Investment Manager confirming compliance with regulations. These reports also highlight any matter that the Compliance team feel should be brought to the Board's attention along with any items discussed during internal audit review.</p> <p>The Board meets each year with the Risk and Compliance team to discuss the areas of risk appropriate to the Company and the control environment.</p>

Movement	Principal risk	Mitigation/control
	<p><b>Operational risk</b></p> <p>Disruption to, or failure of, the Investment Manager's and/or any other third-party service providers' systems which could result in an inability to report accurately and monitor the Company's financial position.</p> <p>The Investment Manager loses the portfolio manager or other key staff.</p>	<p>Both the Investment Manager and the Administrator have established business continuity plans to facilitate continued operation in the event of a major service disruption or disaster.</p> <p>All of the Investment Manager's and Administrator's staff can work from home with no impact to operations.</p> <p>The Investment Manager has a breadth of expertise across the fund management team with appropriate succession plans in place. Regular engagement is had with the Board to allow consideration of any change and discussion on continued support of the Investment Manager as necessary.</p>
	<p><b>Cyber risk</b></p> <p>Failure or disruption of the Investment Manager's and/or any other third-party service providers' systems as a result of a cyber-attack, data theft, service disruption, etc. Whilst the risk of a direct financial loss by the Company is low, the risk of reputational damage and the risk of loss of control of sensitive information is more significant.</p>	<p>The Company benefits from the cyber security precautions in place at the Investment Manager and also those in place at the third party suppliers such as the registrar and depository.</p> <p>The Board receives regular updates from the Investment Manager and its service providers which describe the protective measures taken to enhance security.</p>
	<p><b>Climate change</b></p> <p>Globally, climate change effects are already emerging in the form of changing weather patterns. Extreme weather events could potentially impair the operations of individual investee companies, potential investee companies, their supply chains and their customers.</p>	<p>The Investment Manager takes such risks into account, along with the downside risk to any company (whether in the form of its business prospects or market valuation or sustainability of dividends) that is perceived to be making a detrimental contribution to climate change. The Company invests in a broad portfolio of businesses with operations spread geographically, which should limit the impact of location-specific weather events.</p>
	<p><b>Geopolitical risk</b></p> <p>There remains a risk to market stability from geo-political conflicts, such as the Middle East, Russia and Ukraine.</p>	<p>The Board discusses such risks as they arise and continues to monitor the impact on the Company and its investments through discussion with the Investment Manager as and when required.</p> <p>The Company does have one holding in an area operating in a conflict, Plus 500 (Israel), however, the Investment Manager is comfortable that there are contingencies and robust systems in place to cope with such a period.</p> <p>The Board is provided with information from the Investment Manager on the measures it takes to assess the potential impact of geopolitical events, both on itself and other service providers, and any action taken.</p>
	<p><b>Inflationary risk</b></p> <p>Central Bank decisions, the war in Ukraine or any other economic or political factors or global events, may result in increasing levels of inflation directly affecting economic growth and the underlying investment values.</p>	<p>The Board and its Investment Manager have regular discussions to assess the likely impact of inflation rates on the economy, corporate profitability and asset prices.</p>

Further information on risks and the management of them are set out in the notes to the financial statements on pages 53 to 65.

## Long-term viability

### Viability statement

In accordance with the Association of Investment Companies (the "AIC") Code of Corporate Governance, the Board has considered the longer-term prospects for the Company beyond the twelve months required by the going concern basis of accounting. The period assessed is for five years to 30 April 2029. The Board has concluded that this period is appropriate, carefully taking into account the inherent risk with equities and the long-term investor outlook.

As part of its assessment of the viability of the Company, the Board has discussed and considered each of the principal risks, including matters relating to geopolitical events and inflationary pressures, as stated on page 20, and their impact on the Company. Although the damage to the economy through the total impact of inflation and the geopolitical effect of Russia/Ukraine and ongoing conflict in the Middle East cannot be known with certainty, the Board has considered these risks and does not believe they affect the long-term viability of the Company and its portfolio. The Investment Manager carried out stress testing scenarios in connection with a longer-lasting damage to the economy, of the withdrawal of liquidity by the financial authorities and of a significant and sustained fall in markets. The Board has also considered the liquidity of the Company's portfolio to ensure that it will be able to meet its liabilities, as they fall due. The results demonstrated the impact on the Company's NAV throughout the five year period and on its expenses and liabilities. The Board have concluded, given the realisable nature of the majority of the investments, the level of ongoing expenses and the availability of gearing that the Company will continue to be in a position to cover its liabilities.

The Board also made the below assumptions when considering the viability of the Company:

- Investors will continue to wish to have exposure to UK listed companies
- There will be continued demand for investment trusts
- Regulation will not increase to such an extent as to hinder operational efficiency

The Directors do not expect there to be any significant change in the current principal risks and the associated mitigating controls. The Directors also do not envisage any change in strategy or objectives that would prevent the Company from continuing to operate over the five-year period. The Company's assets are liquid, its commitments limited, and it intends to continue as an investment trust.

The tender offers in 2024 and 2027 of up to 25% of the share capital have been considered by the Board when assessing the continuing viability of the Company.

Taking into account the results of the above review, the Board has a reasonable expectation that the Company will be able to continue in operation and meet its liabilities as they fall due over the period to 30 April 2029.

### Life of the Company

The Company operates a triennial liquidity event for shareholders. The tender offers may be made every three years, with the next event due in 2024, subject to shareholder approval. Each tender offer will be for up to 25 per cent of the ordinary shares then in issue (excluding Treasury Shares), save that the Board may, at its sole discretion, decide not to proceed with the tender offer if the ordinary shares are trading at a premium to the estimated tender price. The tender price will be the prevailing NAV (cum-income) per ordinary share (or, if the Board elects to use a tender realisation pool, the net proceeds of realising the assets in that pool) less the tender offer costs and less a discount of 3 per cent.

### Share capital

Shareholders authorised the Company to buyback up to 14.99 per cent of the shares in issue at the 2023 AGM.

During the year, the Company bought back 21,756 ordinary shares. As at 30 April 2024, 4,547,322 ordinary shares are held in treasury.

A resolution to renew the Company's buyback authority will be put to shareholders at the AGM on 17 October 2024.

No ordinary shares were issued during the year.

## Duty to promote the success of the Company

### How the Directors discharge their duties under s172 of the Companies Act

Under section 172 of the Companies Act 2006, the Directors have a duty to act in a way they consider, in good faith, would be likely to promote the success of the Company for the benefit of its shareholders as a whole, and in doing so have regard to:

- a) the likely consequences of any decision in the long term;
- b) the interests of the Company's employees;
- c) the need to foster the Company's business relationships with suppliers, customers and others;

- d) the impact of the Company's operations on the community and the environment;
- e) the desirability of the Company maintaining a reputation for high standards of business conduct; and
- f) the need to act fairly as between members of the Company.

As an externally managed investment trust, the Company has no employees or physical assets, our stakeholders include our shareholders and service providers, such as the Investment Manager.

The below tables describe the impact of engagement with our stakeholders that has taken place during the year:

### Engagement with key stakeholders

Stakeholders	Engagement	Impact
Shareholders and potential investors	<p>The Board is responsible for promoting the long-term sustainable success and strategic direction of the Company for the benefit of the Company's shareholders. Whilst certain responsibilities are delegated, Directors' responsibilities are set out in the schedule of matters reserved for the Board and the terms of reference of its committees, which are reviewed regularly by the Board.</p> <p>To help the Board in its aim to act fairly as between the Company's members, it welcomes communications with all shareholders and encourages attendance at the AGM. The Annual and Half-Yearly reports are issued to shareholders and are available on the Investment Manager's website together with other relevant information including monthly factsheets. The Board receives regular feedback on shareholder meetings from the Company's broker and any shareholder communications are reviewed and discussed by the Board to ensure that shareholder views are taken into consideration as part of any decisions taken by the Board. The Chairman is available to contact via email: <a href="mailto:alpha.chairman@artemisfunds.com">alpha.chairman@artemisfunds.com</a>. The Board considers communication with shareholders an important function and Directors are always available to respond to shareholder queries. For further information see 'Relations with shareholders' on page 34.</p>	<p>Through the publication of the Annual Report and the Half-Yearly Report, monthly factsheets and Fund Manager updates to the Company's website, shareholders are kept informed of Company performance and portfolio activities.</p> <p>Shareholders are encouraged to raise questions and communicate with the Chairman and the Fund Manager.</p>

Stakeholders	Engagement	Impact
<p>Artemis as Investment Manager</p> <ul style="list-style-type: none"> <li>■ Fund management</li> <li>■ Company secretarial</li> <li>■ Financial reporting</li> <li>■ Sales &amp; marketing</li> <li>■ Compliance and internal control functions</li> <li>■ Internal audit</li> <li>■ Investment administration (outsourced to Northern Trust)</li> </ul>	<p>The Board has set the parameters within which the Investment Manager operates and these are set out in the Investment Management Agreement and agreed by the Board.</p> <p>The Board receives regular updates from the Investment Manager and other service providers and ensures that information pertaining to its stakeholders is provided, as required, as part of the information presented in regular Board meetings. During the year, additional monthly performance updates were held between the Board and Investment Manager to discuss the continuing impact of geopolitical, inflationary and market movements events on the Company and its portfolio. The Board, with the support of its Management Engagement Committee, regularly reviews the performance of the Investment Manager and other service providers to ensure that services provided to the Company are managed efficiently and effectively for the benefit of the Company's shareholders.</p> <p>The Board has reviewed and discussed plans for the future marketing and development of the Company with the Investment Manager during the year.</p>	<p>During the year, the performance of the Company rose significantly versus its benchmark. Buybacks were limited during the year as adverse market conditions and sentiment resulted in wider discounts across the investment trust sector. It was felt that additional buybacks may have limited impact on material NAV accretion with the potential risk of reducing liquidity in the market for the Company's shares, which marginally increased on the prior year. Further detail can be found within the Chairman's Statement and Investment Manager's Review.</p> <p>The Fund Manager worked on a number of initiatives to raise the profile of the Company and generate interest with new investors; taking part in various shareholder in-person events and webinars during the year.</p>



Stakeholders	Engagement	Impact
<p>Other third-party service providers</p> <ul style="list-style-type: none"> <li>■ Northern Trust as Depositary and Custodian</li> <li>■ Singer Capital Markets as Broker</li> <li>■ Link Group as Registrar</li> <li>■ Johnston Carmichael LLP as Auditor</li> </ul>	<p>As an investment company, all services are outsourced to third-party service providers. The Board considers the Depositary, the Custodian, the Broker, the Registrar and Auditor to be key stakeholders.</p> <p>The Board relies on the Investment Manager to work alongside these key stakeholders to meet the requirements of the Company. The Management Engagement Committee reviews the performance of these service providers, along with their fee levels, and provides recommendations to the Board as required.</p> <p>The Investment Manager has constant interaction with the service providers and provides feedback to and from the Board as required.</p> <p>Annual assurance reports are received to assist the review of the internal control environments of the Depositary and Custodian.</p> <p>Reporting from the Company's broker, auditor and Company Secretary alerts the Board to proposed changes in regulations and market practice. This helps the Board plan and manage risks as well as complying with relevant regulations.</p>	<p>The performance of the third-party service providers is continually monitored throughout the year. Assurance is sought through regular due diligence to ensure high standards of governance are in place. Cost effectiveness is also tracked through regular benchmarking. As and when appropriate, third-party providers present to the Board.</p> <p>Following formal review by the Management Engagement Committee and Board at the year end, it was concluded that the service providers were operating effectively and provided a good level of service.</p>
<p>Investee companies (see pages 12 to 13)</p>	<p>The Board sets the investment objective and discusses stock selection, asset allocation, and the ESG qualities of investee companies with the Fund Manager at each Board meeting.</p> <p>The Fund Manager often engages with the investee companies, prior to investment and on an on-going basis.</p> <p>The Fund Manager has discretionary powers to exercise the Company's voting rights on resolutions proposed by the investee companies within the Company's portfolio.</p> <p>The Fund Manager has a dedicated Stewardship Team which supports the Fund Manager in the investment process.</p>	<p>The engagement of the Fund Manager with the investee companies aids awareness and understanding of the ESG environment in operation as well as the valuation and prospects of their businesses.</p> <p>During the year, the Fund Manager voted at shareholder meetings. More details can be found on page 11.</p>
<p>The Association of Investment Companies ("AIC")</p>	<p>The Company is a member of the AIC which is an organisation that represents the interests of investment trusts, VCTs and other closed-end funds.</p>	<p>The Board continues to choose to report under the AIC Code of Corporate Governance. This Code better reflects the nature of an investment trust in the context of good corporate governance.</p>

## Board discussions and decisions

The following are the key discussions and decisions made by the Board during the year ended 30 April 2024:

Topic	Background & discussion	Decision
Share buyback policy	<p>The level of buybacks and their effect on the discount is discussed at each Board meeting.</p> <p>The Board discussed the current strategy in relation to buybacks and the proposed tender offer.</p>	<p>The Board weighs up the effectiveness of the buyback policy in helping to maintain/reduce the discount to NAV against its impact on the Company and the liquidity in its shares. In light of the intended tender offer in 2024, the Board decided to continue its current strategy and continue to monitor the level of discount in line with discount and liquidity requirements.</p>
Triennial Tender Offer	<p>The Board discussed the proposed tender offer for 2024, which was in line with its objective to provide such a mechanism every three years.</p> <p>Discussions were held to plan any steps required to complete this corporate action such as potential costs of third parties, timetable and the movement in the share price discount during the year.</p>	<p>The Company broker was approached to discuss actions required.</p> <p>Discussions on this are on-going.</p>
Gearing	<p>The Board discussed the current policy of providing gearing through Contracts for Difference.</p>	<p>The Board decided that this policy continues to provide gearing at a reduced cost compared to a conventional bank loan.</p>
Internal audit	<p>The Audit Committee regularly discusses the possibility of the Company having its own internal audit function.</p>	<p>The Audit Committee and Board continue to believe that the Company should continue to place reliance on the internal audit function performed by the Investment Manager.</p>
Board structure and Director succession	<p>The Board continued to discuss the structure of the Board and succession of Directors taking into account the number of years served, the mix of skills required to perform the role and the diversity requirements of the new legislation.</p>	<p>The Board acknowledged that it had not been compliant with the gender diversity guidelines during the year, reiterating its commitment to return to a position of compliance as part of its succession plan.</p>
Administrator, Custodian, Depository, Banker	<p>The Management Engagement Committee and the Board discussed each of the new service providers to the Company to ensure service level agreement KPIs were being met.</p>	<p>The Board concluded that it was satisfied that the services were being provided in accordance with the agreed KPIs.</p>

The Board's primary focus is to promote the long-term success of the Company for the benefit of the Company's shareholders. In doing so, the Board has regard to the impact of its actions on other stakeholders as described above.

### Directors & diversity

The Directors of the Company and their biographical details are set out on page 27.

No Director has a contract of service with the Company.

The Board supports the recommendations of the Hampton-Alexander Review on gender diversity and the Parker Review on ethnic representation on boards.

The Board recognises the principles of diversity in the boardroom and acknowledges the benefits of having greater diversity, including gender, social and ethnic backgrounds, and cognitive and personal strengths. When setting a new appointment brief, the Nomination Committee considers diversity alongside seeking to ensure that the overall balance of skills and knowledge that the Board has remains appropriate, so that it can continue to operate effectively. The Board's Director selection policy will, first and foremost, seek to identify the person best qualified to become a Director of the Company, based on merit and objective criteria.

The Board is currently comprised of four male Directors and one female Director.

The FCA announced a new policy statement on diversity and inclusion on company boards in April 2022. Companies are required to comply with the targets or explain the reasons for non-compliance. Outlined below is an overview of the targets and the Company's compliance as at 30 April 2024 in accordance with Listing Rule 9.8.6R(9):

- **40% of the Board is represented by women:** As at 30 April 2024, and during the year, 20% of the individuals on the Board were women and therefore, the Company does not meet this diversity target and a further explanation is given on page 25.
- **One woman in a senior position:** as at 30 April 2024 one woman was in a senior position. In the absence of Executive roles, the Company considers the role of Senior

Independent Director, to qualify as a senior position. Mrs Stewart held the role of Senior Independent Director from 28 June 2023.

- **One individual from a minority ethnic background:** as at 30 April 2024, no individuals on the Board are from a minority ethnic background. The Company does not therefore meet this diversity target.

The following tables set out the data on the diversity of the Directors on the Company's Board in accordance with Listing Rule 9.8.6R(10) as at 30 April 2024. This data has been collected through consultation with the Board. Subsequent to the record date of 30 April 2024, Mrs Stewart became the Senior Independent Director.

	Number of Board members	Percentage of the Board	Number of senior positions on the Board	Number in executive management <sup>2</sup>	Percentage of executive management <sup>2</sup>
Men	4	80%	1 <sup>1</sup>	N/A	N/A
Women	1	20%	1	N/A	N/A
Not specified/prefer not to say	N/A	N/A	N/A <sup>1</sup>	N/A	N/A

<sup>1</sup> Mr Duncan Budge is the Chairman of the Board, a senior position as defined by the Listing Rules and Mrs Victoria Stewart is the Senior Independent Director.

<sup>2</sup> Not applicable as the Company does not have an executive management team.

	Number of Board members	Percentage of the Board	Number of senior positions on the Board	Number in executive management <sup>1</sup>	Percentage of executive management <sup>1</sup>
White British or other White	5	100%	2	N/A	N/A
Mixed/Multiple ethnic groups	0	0%	0	N/A	N/A
Asian/Asian British	0	0%	0	N/A	N/A
Black/African/Caribbean/Black British	0	0%	0	N/A	N/A
Other ethnic group, including Arab	0	0%	0	N/A	N/A
Not specified/prefer not to say	N/A	N/A	N/A	N/A	N/A

<sup>1</sup> Not applicable as the Company does not have an executive management team.

### Modern Slavery Act 2015

The Company does not fall within the scope of the Modern Slavery Act 2015 as its turnover is less than £36m. Therefore, no slavery and human trafficking statement is included in the Annual Report.

### Sustainability and environmental, social and governance ('ESG') matters

The Board recognises that the most material way in which the Company can have an impact on ESG is through responsible ownership of its investments. The Board has appointed Artemis as Investment Manager, who engages actively with investee companies undertaking extensive evaluation and engagement on a variety of matters such as strategy, performance, risk, dividend policy, governance and remuneration. All risks and opportunities are considered as part of the investment process in the context of enhancing the long-term value of shareholders' investments. This will

include matters relating to material environmental, human rights and social considerations that will ultimately impact the profitability of a company or its stock market rating and hence these matters are an integral part of Artemis' thinking as investors. The ESG and stewardship engagement of Artemis is detailed on page 10.

### Financial statements

The financial statements of the Company are included on pages 49 to 52 of this report.

For and on behalf of the Board,

### Duncan Budge

Chairman

1 July 2024

## DIRECTORS AND CORPORATE GOVERNANCE

---

### Board of Directors

The Directors of the Company who were in office during the year and up to the date of signing of the financial statements were:

#### **Duncan Budge (Chairman)**

Duncan Budge, was an Executive Director and Chief Operating Officer of RIT Capital Partners plc between 1995 and 2011. He is chairman of Dunedin Enterprise Investment Trust plc and a director of Lowland Investment Company plc, BioPharma Credit plc and Asset Value Investors Limited. He retired as a director of Menhaden Resource Efficiency plc in June 2023, subsequent to the Company's year end.

Appointed as an independent non-executive Director on 19 November 2013 and Chairman on 2 October 2014, Mr Budge was also appointed Chairman of the Nomination and Management Engagement Committees on 2 October 2014.

#### **John Ayton MBE**

John Ayton, practised as a corporate lawyer in Hong Kong and the City of London before founding Links of London, a global jewellery brand. After selling the company in 2007, Mr Ayton has been an investor in, and chairman of, a number of emerging luxury brands (including Bremont Watch Company and Orlebar Brown (subsequently sold to Chanel)), as well as launching the jewellery brand Annoushka. He is director of a number of private companies. He was awarded an MBE for his services to the UK jewellery industry in 2012.

Appointed as an independent non-executive Director on 25 June 2015.

#### **Jamie Korner**

Jamie Korner, is a retired partner of Stanhope Capital LLP. A Cambridge graduate, he joined Inchcape in 1978 and worked both overseas and in the UK, following a period in farming. After working at stockbroker Fielding Newson Smith and as a manager of institutional funds at M&G, he moved to Newton Investment Management in 1995. He led the charity and smaller institutional business of Newton until his retirement in 2011. He is a trustee of the Foyle Foundation and other charities as well as an adviser to other institutions in the arts and education fields.

Appointed as an independent non-executive Director on 6 April 2017.

#### **Tom Smethers**

Tom Smethers has held a number of senior finance positions in the retail, aviation, travel and hospitality sectors. From 2007 to 2013 Mr Smethers was Group Financial Controller at easyJet plc, from 2013 to 2015 Vice President Finance at Jumeirah Hotels & Resorts in Dubai, from 2015 to 2019 Finance Director for TUI Airways in the UK and Nordic region and more recently from 2019 to 2021 Global Finance Director for Costa Coffee, part of the Coca-Cola Company. He joined Britvic in March 2021 as Group Finance Director.

Mr Smethers qualified as a Chartered Accountant with Deloitte and worked in the Audit and Advisory practice in London and Auckland, New Zealand.

Appointed as an independent non-executive Director and Chairman of the Audit Committee on 15 March 2023.

#### **Victoria Stewart**

Victoria Stewart spent 22 years as a Fund Manager, joining Chiswell Investment Management in 1994 before moving to Royal London Asset Management in 1998. Mrs Stewart was the sole manager of the Royal London UK Smaller Companies Fund from its inception in 2007, leaving in 2016 and taking up a non-executive director role with Secure Trust Bank plc where Mrs Stewart is also chairman of the Remuneration Committee. Mrs Stewart is also a non-executive director of Aberforth Smaller Companies Trust plc and JPMorgan Claverhouse Investment Trust plc. Mrs Stewart has considerable experience of managing and investing in various investment vehicles, specifically mid and small-cap listed companies and has a strong working knowledge of performance analysis and corporate governance.

Appointed as an independent non-executive Director on 31 May 2019 and Senior Independent Director on 28 June 2023.

All non-executive Directors were considered independent of the Investment Manager throughout the year ended 30 April 2024 and up to the date of this report. They were all members of the Audit, Nomination and Management Engagement Committees throughout the year.

## Directors' Report

The Directors have pleasure in presenting their report, together with the audited financial statements of the Company for the year ended 30 April 2024.

### Results and dividends

The results for the year are set out in the Statement of comprehensive income on page 49. The Board has declared dividends for the year totalling 6.80 pence per ordinary share. This is made up of a first interim dividend of 2.54 pence and a proposed final dividend of 4.26 pence. The final dividend, subject to shareholder approval, will be paid on 25 October 2024 to shareholders who are on the register at the close of business on 19 September 2024, with an ex-dividend date of 18 September 2024.

References to future development and financial risk management are included in the Strategic Report on pages 16 and 18 to 20 respectively.

### Management and management fees

The Company's investments are managed by Artemis Fund Managers Limited ("Artemis"), subject to an Investment Management Agreement dated 15 July 2014 (the "Agreement") (as amended on 7 June 2018). Pursuant to the Agreement, Artemis is entitled to a management fee of 0.75 per cent per annum on the first £250 million of the average monthly market capitalisation of the Company. The balance above £250 million and up to £500 million would be charged at a reduced rate of 0.70 per cent per annum and the balance above £500 million at a further reduced rate of 0.65 per cent per annum. No performance fees are payable.

The Agreement may be terminated by either party on twelve months' written notice. In the event of the Company terminating the Agreement by giving less than twelve months' notice, Artemis is entitled to an amount in lieu of notice equivalent to 0.75 per cent of the market capitalisation of the Company on the date of termination in accordance with the Agreement.

During the year, the Company's portfolio was managed by Kartik Kumar and John Dodd.

Portfolio ideas may also be generated by the other members of the Artemis investment team from time to time, but all investment decisions are the responsibility of the Fund Managers.

Artemis is also the Alternative Investment Fund Manager ("AIFM") to the Company. The Agreement sets out Artemis' duties to the Company in respect of the AIFMD. No fees are paid to Artemis in respect of its role as the AIFM to the Company. Artemis has delegated responsibility for the day-to-day portfolio management of the Company's portfolio to Artemis Investment Management LLP.

Both Artemis entities are authorised and regulated by the Financial Conduct Authority and at 30 April 2024 had £24.3 billion, in aggregate, of assets under management.

### Continuing appointment of the Investment Manager

The Board has reviewed the Investment Manager's engagement, including its management processes, risk controls and the quality of support provided to the Board and believes that its continuing appointment remains in the interests of shareholders at this time. Such a review is carried out on an annual basis, supported by the Management Engagement Committee.

### Elections of Directors

The Board has adopted a policy that all Directors should stand for re-election on an annual basis at each AGM. The Board recommends the re-election of Mr Budge, Mr Ayton, Mr Korner, Mr Smethers and Mrs Stewart. The contribution of each individual Director has been reviewed and considered by the Board, with the support of the Nomination Committee, and the re-election of each of the Directors is recommended on the basis of their industry knowledge, experience and their individual contributions to the operation of the Company.

### Directors' insurance and indemnification

Directors' and officers' liability insurance cover is held by the Company to cover Directors against certain liabilities that may arise in conducting their duties.

The Company's Articles provide the Directors, subject to the provisions of UK law, with an indemnity in respect of liabilities which they may sustain or incur in connection with their appointment. The Company has also prepared deeds of indemnity in favour of each of its Directors. The deeds cover any liabilities that may arise to a third party, other than the Company, for negligence, default or breach of trust or duty. The Directors are not indemnified in respect of liabilities to the Company, any regulatory or criminal fines, any costs incurred in connection with criminal proceedings in which the Director is convicted or civil proceedings brought by the Company in which judgement is given against him/her. In addition, the indemnity does not apply to any liability to the extent that it is recovered from another person.

### Capital structure and voting rights

At 30 April 2024, the Company had 37,260,474 ordinary shares (2023: 37,260,474) in issue.

During the year, the Company repurchased a total of 21,756 ordinary shares for an aggregate consideration of £70,075 representing 0.07 per cent of the issued share capital as at 30 April 2023 with the shares bought at an average discount of 12.99 per cent (2023: 11.18) adding approximately 0.03p to the net asset value per share.

There were 4,547,322 shares held in treasury as at 30 April 2024 (2023: 4,525,566). No treasury shares were cancelled during the year (2023: nil). The Company's total voting rights as at 30 April 2024 were 32,713,152.

Since the year end, no ordinary shares have been purchased into treasury, and nil ordinary shares held in treasury have been cancelled. As at 1 July 2024, the Company had 37,260,474 ordinary shares in issue. Of these, 4,547,322 ordinary shares are held in treasury and therefore the Company's total voting rights are 32,713,152.

At any general meeting of the Company, every ordinary shareholder attending in person or by proxy (or by corporate representative) is entitled to one vote on a show of hands and, where a poll is called, every ordinary shareholder attending in person or by proxy is entitled to have one vote for every ordinary share of which he is the holder. There are no restrictions concerning the voting rights of the Company's ordinary shares or the holding or transfer of the Company's shares and there are no special rights attached to any of the ordinary shares. The Company's ordinary shareholders may approve dividends by ordinary resolution, provided such dividends are not in excess of any dividends recommended by the Directors. The Directors may also pay interim dividends. The Company is not aware of any agreements between shareholders which may result in any restriction on the transfer of shares or on the voting rights.

The table below sets out those shareholders as at 30 April 2024, who have notified the Company that they hold more than 3 percent of the voting rights attaching to the ordinary shares in issue.

Shareholder	Ordinary shares held at 30 April 2024	% of Total voting rights at 30 April 2024
1607 Capital Partners	4,958,227	15.16
John Dodd	2,292,893	7.01
Adrian Paterson	2,134,001	6.52
Rossie House Investment Management Nominees	2,090,011	6.39
Mark Tyndall	1,931,679	5.90
Raymond James Investment Services	1,558,400	4.76
Derek Stuart	1,054,911	3.22

Since 30 April 2024, the Company has received notification from Mr John Dodd that he holds 1,962,893 ordinary shares, representing 6 percent of the total voting rights. There have been no other changes notified to the Company in respect of the above holdings, and no other new holdings notified, since the year end.

#### Additional shareholder information

The requirements relating to the appointment and replacement of Directors are contained in the Articles of the Company, a copy of which can be found on the Company's website at [artemisalphatrust.co.uk](http://artemisalphatrust.co.uk). Amendments to the Articles, and the giving of powers to issue or buyback the

Company's shares, require appropriate resolutions to be passed by shareholders. The current authorities to buyback and issue shares will expire at the AGM and proposals for their renewal are set out in the Notice of Meeting on page 66. There are no agreements to which the Company is party that might affect its control following a takeover bid; and there are no agreements between the Company and its Directors concerning compensation for loss of office.

#### Going concern

The Directors have considered the likely cash flows and operational costs of the Company for the twelve months from the date of approval of this Annual Report. As part of the assessment of going concern the Directors have reviewed the stress testing performed by the Investment Manager which models the impact of adverse economic and market conditions through various increasingly severe scenarios on the Company's portfolio as well as the triennial tender offers and buyback policy. The Company has no borrowing arrangements.

The Directors, having taken in to account the Principal Risks and Uncertainties as disclosed in the Strategic Report on page 18, believe the Company has adequate financial resources to continue in operational existence for a period of not less than 12 months from the date of this Annual Report. The Company has a diversified and liquid portfolio to fund any short-term operational expenses as required. The Directors have reviewed the revenue and expense forecasts and cash flows and have concluded the Company should continue to adopt the going concern basis in the preparation of the financial statements.

#### Annual General Meeting ('AGM')

The Company's AGM will be held at 10.00 a.m. on 17 October 2024. The Board invites shareholders to attend the meeting at the offices of Artemis Fund Managers Limited, Cassini House, 57 St. James's Street, London SW1A 1LD. The Fund Manager will present his review of the portfolio and will be pleased to answer your questions, as will the Board. Details of the 2024 AGM are set out in the Chairman's Statement on page 5 and the Notice of Meeting on page 66.

#### Voting recommendation

Resolutions to be put to the AGM are included in the Notice of AGM sent with this Annual Report. The Board considers that passing the resolutions to be proposed at the AGM will be in the best interests of the Company and shareholders as a whole and unanimously recommends that shareholders vote in favour of each of these resolutions, as the Directors intend to do in respect of their own holdings.

#### Post balance sheet events

The Directors confirm that there have been no post balance sheet events up to 1 July 2024 other than those included in note 21 on page 65.

In accordance with the FCA's requirements under the Environmental, Social and Governance Sourcebook, Artemis is required to publish disclosures consistent with the Taskforce on Climate-Related Financial Disclosures ("TCFD") for the period 1 January 2023 to 31 December 2023. The entity-level TCFD report contains information about how Artemis manages climate-related risks and opportunities in investment portfolios and across its business operations and the product-level TCFD report contains certain climate related metrics required to be published for Artemis Alpha Trust plc. These TCFD reports, which were published on 30 June 2024, can be found here: [www.artemisfunds.com/en/gbr/adviser/stewardship-and-esg/climate-related-financial-disclosures](http://www.artemisfunds.com/en/gbr/adviser/stewardship-and-esg/climate-related-financial-disclosures).

### **Greenhouse gas emissions**

As the Company has delegated the investment management and administration of the Company to third party service providers, and has no fixed premises, there are no greenhouse gas emissions to report from its operations. The Company has no employees and all of its Directors are non-executive, with all day-to-day activities being carried out by third parties. The Company considers itself to be a low energy user as defined in the Streamlined Energy and Carbon Reporting Regulations and therefore is not required to disclose energy and carbon information.

## Corporate governance report

The Board is committed to high standards of corporate governance and is pleased to report to shareholders on the Company's governance arrangements and the application of the principles of the codes during the year.

### Applicable governance codes

The Board has considered the principles and provisions of the AIC Code of Corporate Governance 2019 (the "AIC Code").

The AIC Code addresses the Principles and Provisions set out in the UK Corporate Governance Code (the "UK Code"), as well as setting out additional Provisions on issues that are of specific relevance to the Company.

The Board considers that reporting against the Principles and Provisions of the AIC Code, which has been endorsed by the Financial Reporting Council ("the FRC") provides more relevant information to shareholders.

The FRC has confirmed that AIC member companies who report against the AIC Code will be meeting their obligations in relation to the Corporate Governance Code and the associated disclosure requirements of the Disclosure Rules. The AIC Code that was issued in February 2019 was applicable to the Company in the year under review. The AIC Code is available on the AIC website ([www.theaic.co.uk](http://www.theaic.co.uk)). It includes an explanation of how the AIC Code adapts the Principles and Provisions set out in the Corporate Governance Code to make them relevant for investment companies.

In January 2024, the FRC published a revised version of the UK Corporate Governance Code and associated Corporate Governance Code Guidance. The scope of the changes in the revised version has been significantly scaled back from the proposals on which the FRC originally consulted in 2023. The most significant changes in this version of the Corporate Governance Code are to the reporting requirements in relation to internal controls in section 4, though changes are being made throughout, including in section 1 on outcomes-based reporting; section 3 on diversity, inclusion and equality of opportunity; and to the provisions on remuneration in section 5. The revised Corporate Governance Code will apply to financial years beginning on or after 1 January 2025. However, companies will have an extra year to comply with the new disclosure requirements in relation to internal controls, with the revised Provision 29 applying to financial years beginning on or after 1 January 2026. The Board will review the changes to the Corporate Governance Code and any corresponding changes to the AIC Code (which have not yet been published) during 2024 with a view to ensuring that it can report on its compliance with effect from 1 May 2025 or explain any areas of non-compliance.

### Statement of compliance

The Board considers that during the course of the year, and up to the date of this report, the Company has complied with the Principles and Provisions of the AIC Code, in so far as they apply to the Company's business, and the relevant provisions of the UK code, except as noted below:

The UK Code includes provisions relating to:

- the role of the chief executive;
- executive directors' remuneration; and
- the need for an internal audit function as explained on page 25.

For reasons explained in the AIC Guide and the UK Code, the Board considers these provisions are not relevant to the Company, being an externally management investment company. In particular, all of the Company's day-to-day management and administrative functions are outsourced to third parties. As a result, the Company has no executive directors, employees or internal operations. The Company has therefore not reported further in respect of these provisions.

### Board leadership and purpose

The Board is responsible for promoting the long-term sustainable success and strategic direction of the Company and for providing leadership in terms of the Company's culture, purpose and values (see page 16). The Board appoints all third-party service providers and monitors their performance throughout the year. The Board, assisted by the Management Engagement Committee, formally evaluates the quality of the service provided by third parties and considers their terms of engagement. The Board, assisted by the Audit Committee, reviews the risks faced by the Company and assesses the effectiveness of internal controls in place to mitigate these risks.

The Board also provides independent oversight of the operations, particularly those of the Investment Manager, and challenges investment and operational decisions taken.

The Board meets formally four times a year to review the performance of the Company's investments, the financial position of the Company, its performance in relation to the investment objective and all other important issues to ensure that the Company's affairs are managed within a framework of prudent and effective controls. The Investment Manager also provides a monthly update to the Board via a written report and video-conference.

### Division of responsibilities

Responsibilities are clearly defined and allocated between the Chairman, the Board, the Investment Manager and a number of third-party service providers. The performance of the Investment Manager and third-party service providers are reviewed by the Board on a regular basis, supported by the Management Engagement Committee.

No one individual has unfettered powers of decision. The Chairman, Mr Budge, was at the time of his appointment, and remains, independent of the Investment Manager. The Chairman leads the Board and ensures its effectiveness on all aspects of its operation ensuring that each Director receives accurate, timely and clear information enabling them to perform effectively as a Board.



The Company Secretary liaises with the Chairman prior to each meeting to agree agenda content and papers to be submitted to Board and Committee meetings. In addition, the Chairman is responsible for ensuring there is effective communication with shareholders.

The Board has set the parameters within which the Investment Manager operates and these are set out in the Investment Management Agreement and in Board minutes. The Board sets the scope of the Investment Manager's responsibilities, including principal operating issues such as unquoted investments, gearing, derivatives, share buybacks and share issuance. The Board regularly reviews the investment restrictions set out in the Investment Management Agreement and any other restrictions set by the Board from time to time to confirm their continuing appropriateness. The Board retains authority to approve any changes to investment policy, including such material changes as may require approval of the shareholders and may review and amend the investment policy guidelines laid down for the Investment Manager as it deems appropriate.

Representatives of the Investment Manager attend each Board meeting enabling the Directors to seek clarification on its activities in managing the Company. The Investment Manager also provides the Board with monthly updates and the opportunity to meet and discuss the Company performance.

The Board has formalised arrangements under which Directors, in furtherance of their duties, may take independent professional advice at the Company's expense. The Directors have access to the advice and services of the Company Secretary, through its appointed representatives, who are responsible to the Board for ensuring that proper procedures are followed, and that applicable rules and regulations are complied with.

The appointment and removal of the Company Secretary is a matter for the Board as a whole.

### **Board composition**

The Board currently comprises five Directors, comprising four male and one female, all of whom are non-executive. The names of the Directors, together with their biographical details, are set out on page 27 of this Report.

The Board considers that all the Directors are independent of the Investment Manager and comply with the criteria for independence as set out in the AIC Code. The Nomination Committee meets annually to consider the performance of the Board and consider matters of independence. The Directors are not aware of any issues that have been raised directly by shareholders in respect of Board composition during the year.

### **Diversity policy**

The Board recognises the importance of having skilled and experienced Directors represented on the Board to allow it to fulfil its obligations. The Board also recognises the benefits of diversity and gives regard to this during its recruitment of

new Board members; by doing so the Board will not display bias for age, gender, race, sexual orientation, socio-economic background, religion, ethnic or national origins or disability in considering the appointment of Directors. The Board seeks to meet the targets of the FCA's Listing rule 9.8.6R (9)(a) and will continue to plan for this during its succession discussions whilst also ensuring that all appointments are made on the basis of merit against the requirements of the role.

### **Appointments to the Board**

Directors are appointed subject to the provisions of the Act and the Company's Articles. Any Directors appointed by the Board are subject to election by shareholders at the first AGM following their appointment and to annual re-election thereafter.

The contribution of each individual Director has been reviewed and considered by the Board, with the support of the Nomination Committee, and the re-election of each of the Directors is recommended on the basis of their industry knowledge, experience and their individual contributions to the operation of the Company.

The Directors of the Company have not been appointed subject to a service contract. The terms and conditions of their appointments are set out in letters of appointment, which are available for inspection at the registered office of the Company and at the AGM.

### **Board committees**

In order to enable the Directors to discharge their duties, three Board committees, each with written terms of reference, have been established. Committee membership is set out on page 34 of this Report. Attendance at meetings of the committees is restricted to members and persons expressly invited to attend. Copies of the terms of reference for the Board committees are available from the Company Secretary or on the Company's website [artemisalphatrust.co.uk](http://artemisalphatrust.co.uk). The Chairman of the Board acts as Chairman for the committees, with the exception of the Audit Committee, which is currently chaired by Mr Smethers.

The Company Secretary acts as the Secretary to each committee.

### **Audit committee**

The responsibilities of the Audit Committee are disclosed in the Report of the Audit Committee on page 38 of this Report.

### **Management Engagement committee**

The Management Engagement Committee, which meets at least annually, reviews the terms of appointment and the performance of each of the Company's third-party service providers, including the Investment Manager but excluding the Auditor, which is reviewed by the Audit Committee. The Committee makes recommendations to the Board for improvement or change as appropriate.

The outcome of this review is as below.

Management agreement: The Investment Manager gives a full and detailed report on performance and the portfolio at each Board meeting and on monthly telephone calls. The Board has scrutinised the performance of the portfolio at each Board meeting and has concluded that the continuing appointment of the Investment Manager is in the best interests of the Company.

Third party agreements: the Board reviewed the performance of the material third parties such as the registrar, fund administrator, broker and depositary. It was concluded that each party continued to provide the required level of service and support to the Company.

#### **Nomination committee**

The Nomination Committee consists of all the Directors and meets at least annually. Given the size of the Company and the independence of the Directors, the Board considers it appropriate for all to be members. It is responsible for ensuring that the Board has an appropriate balance of skills and experience to carry out its duties, for identifying and nominating to the Board new Directors and for proposing that existing Directors be re-elected. The Committee is also responsible for reviewing and making recommendations to the Board with respect to succession planning, governance policies; including those policies relevant to the tenure of the chair, diversity, and inclusion.

The Committee undertakes an annual performance evaluation of the Board and individual Directors, led by the Chairman. On those occasions when the Committee is reviewing the Chairman, or considering his successor, the Nomination Committee will normally be chaired by the Senior Independent Director. The Committee annually considers the appointment of an external evaluator. An external evaluator was not engaged during the financial year.

As detailed in the Strategic Report on page 25, the Board supports the principles of diversity in the boardroom and considers this when seeking to ensure that the overall balance of skills and knowledge of the Directors remains appropriate to enable the Board to operate effectively.

#### **Board evaluation and effectiveness review**

The Board, led by the Nomination Committee, conducted an annual review of its performance and that of its Committees, the Chairman and individual Directors. The review addressed Board and committee composition including knowledge, skills, experience, diversity, independence as well as the time commitment of the Directors to allow them to discharge their responsibilities effectively. This review was based on a process of appraisal by interview, with the evaluation of the

performance of the Chairman being undertaken by the other Directors, led by the Senior Independent Director.

The Board concluded that the Board has effective oversight of the management of the Company and has the appropriate diversity of skills and experience to safeguard shareholders' interests. The review did not identify any areas of concern.

#### **Board succession**

Board appointments are subject to a formal and transparent procedure, the Nomination Committee considers the skill set needs of the Company and seeks to ensure that any vacancies are filled with highly qualified individuals that will bring the required knowledge and experience to the Board. The Nomination Committee considers diversity of gender, social and ethnic backgrounds alongside the individual experience and knowledge.

A plan for the orderly succession over time has been discussed commencing with the retirement of Mr Budge in 2025. The recruitment for this role, facilitated by an external recruitment consultant, will begin later this year.

#### **Directors' & Chairman's tenure**

The Board has adopted a policy of annual re-election by shareholders. The Board does not consider length of service itself to affect independence or the contribution of Directors where experience and continuity can be an advantage to an investment trust board. The Board notes that the AIC Code no longer imposes a nine year limit on the tenure of an investment trust company chairman. Through the evaluation work of the Nomination Committee, the tenure of individual Directors and the Chairman will be assessed against their continuing contribution to the Board alongside the need to ensure ongoing diversity and a strong line of succession. Individual director skills and expertise are considered when debating the Board structure; noting that continuity and experience can strengthen the Board during times of market volatility. The Board has agreed a procedure for the appointment of new Directors. Formal consideration of the skills and experience of the Board is undertaken to help identify the capabilities of a new Director when a vacancy arises.

#### **Induction and training**

New Directors appointed to the Board are provided with an induction which is tailored to the particular circumstances of the appointee. Regular updates are provided on changes in regulatory requirements that could affect the Company. The Directors are encouraged to attend industry and other seminars covering issues and developments relevant to investment trusts and receive other training as necessary.

## Board and committee meetings

The following table sets out the Directors' attendance at the scheduled Board and Committee meetings held during the year to 30 April 2024.

	Board Meetings	Audit Committee Meetings
<b>Number of meetings held</b>	<b>4</b>	<b>3</b>
Mr Ayton	4/4	3/3
Mr Budge	4/4	3/3
Mr Korner	4/4	3/3
Mr Smethers	4/4	3/3
Mrs Stewart	4/4	3/3

	Management Engagement Committee Meetings	Nomination Committee Meetings
<b>Number of meetings held</b>	<b>1</b>	<b>1</b>
Mr Ayton	1/1	1/1
Mr Budge	1/1	1/1
Mr Korner	1/1	1/1
Mr Smethers	1/1	1/1
Mrs Stewart	1/1	1/1

In addition to the above meetings, the Board and Investment Manager held informal meetings each month end, in months when there had not previously been a Board meeting. There were also two instances on which sub-committees of the Board met, the attendance at which was delegated to certain Directors.

## Relations with shareholders

The Board considers communication with shareholders an important function and Directors are always available to respond to shareholder queries. The Board aims to ensure that shareholders are kept fully informed of developments in the Company's business through the annual and half-yearly financial reports, as well as the daily announcement of the net asset values of the Company's ordinary shares to the London Stock Exchange. The Investment Manager produces a monthly factsheet and a detailed quarterly commentary on the portfolio and Company performance which can be found on the Company's website at [artemisalphatrust.co.uk](http://artemisalphatrust.co.uk), along with other information on the Company. The Investment Manager meets with the Company's major shareholders on a periodic basis.

Shareholders are encouraged to attend and vote at the AGM, during which the Board and Investment Manager are available to discuss issues affecting the Company. Details of shareholder voting are declared at every AGM and are available on the website as soon as practicable following the close of the meeting. Should 20 per cent or more of votes be cast against a Board recommendation for a resolution, an explanation of what actions the Company intends to take in order to consult shareholders will be provided when announcing voting results. An update on views received from

shareholders and actions taken will also be published no later than six months after the AGM together with a final summary in the next Annual Report.

All Directors intend to attend this year's AGM, details of which are set out in the Notice of Meeting on page 66 of this Report.

## Engagement with Stakeholders

More information about how the Board fosters the relationships with its shareholders and other stakeholders, and how the Board considers the impact that any material decision will have on relevant stakeholders, can be found in the section 172 statement in the Strategic Report on pages 22 to 24.

## UK Stewardship Code

The Artemis 2023 Stewardship Report has been submitted to the FRC with the intention that Artemis will once again be included as a signatory to the UK Stewardship Code. The 2020, 2021 and 2022 reports received signatory status. The Board has given the Investment Manager discretion to exercise the Company's voting rights and therefore does not intend to apply to become a signatory to the new code itself. A copy of Artemis' stewardship policy and report can be found on the Investment Manager's website at [artemisfunds.com](http://artemisfunds.com).

## Voting policy

The Board has given the Investment Manager discretion to exercise the Company's voting rights and the Investment Manager, so far as is practicable, will exercise them in respect of resolutions proposed by investee companies. The Investment Manager's voting record is summarised on its website at [artemisfunds.com](http://artemisfunds.com).

## Bribery Act 2010

The Company is committed to carrying out business fairly, honestly and openly and policies and procedures have been established to prevent bribery.

## Conflicts of interest

The Board has put in place procedures to deal with conflicts and potential conflicts of interest and considers that these have operated effectively throughout the year. The Board also confirms that its procedures for the approval of conflicts and potential conflicts of interest have been followed by the Directors during the year under review.

Mr Ayton is a shareholder in Hardlyever, an unquoted investment within the Company's portfolio. Mr Ayton holds 2.4% of the investee company. Mr Ayton also has the right to appoint a director to the Board so long as he and his investor group hold at least 5% of the issued share capital of the company. Following discussion, the Board, excluding Mr Ayton, agreed the potential conflicts in relation to this matter could be managed and have implemented control measures to mitigate any conflicts that may arise.

## Internal controls and management of risk

The Board recognises its responsibility for the implementation, review and maintenance of effective systems of internal control to manage the risks to which the Company is exposed, as well as ensuring that a sound system of internal control is maintained to safeguard shareholders' interests and the Company's assets. As the majority of the Company's systems are maintained on behalf of the Company by third party service providers under contract, the Board fulfils its obligations by requiring these service providers to report and provide assurances on their systems of internal control, which are designed to manage, rather than eliminate, risks. In light of the Board's reliance on these systems and the reports thereon, the Board can only provide reasonable and not absolute assurance against material misstatement or loss. The Board does, however, ensure that these service providers are employed subject to clearly defined contracts.

Both the Investment Manager and the Administrator have established internal control frameworks to provide reasonable assurances as to the effectiveness of the internal control systems operated on behalf of their clients. The Investment Manager reports to the Board on a regular basis with regard to the operation of its internal controls and risk management within its operations in so far as it impacts the Company. In addition, the Investment Manager reports quarterly to the Board on compliance with the terms of its delegated authorities under the Investment Management Agreement and other restrictions determined by the Board.

The Administrator also reports, on a quarterly basis, any operational errors and any breaches of law and regulation. This enables the Board to address any issues with regard to the management of the Company as and when they arise and to identify any known internal control failures. The key procedures which have been established to provide effective internal controls are as follows:

- The Board, through its Audit Committee, carried out and documented a risk and control assessment, which was reviewed twice during the year and will be kept under ongoing, and at least a six monthly, review.
- Investment management, accounting and custody of assets are segregated. The procedures of the individual parties carrying out these functions are designed to complement each other.
- Investment management and company secretarial services are provided by Artemis. The Board is responsible for setting the overall investment policy and monitoring the actions of the Investment Manager. The Board reviews information produced by the Risk and Compliance function of the Investment Manager in detail on a regular basis.
- Administration services are provided by The Northern Trust Company, London Branch. The Administrator reports to the Board on a quarterly basis and ad hoc as appropriate. In addition, the Board receives the Administrator's reports on internal controls.

- The Board is aware of the whistleblowing procedures of Artemis and the Administrator, which are considered satisfactory.
- The Audit Committee receives regular updates of any internal audit reviews conducted on behalf of the Investment Manager which may be considered of relevance to the Company.
- Safekeeping of the Company's assets is undertaken by The Northern Trust Company, London Branch.
- Oversight of certain administrative and custodial procedures is undertaken by the Company's Depositary, Northern Trust Investor Services Limited. The Board reviews information provided by the Depositary on a regular basis.
- The Board clearly defines the duties and responsibilities of its agents and advisers in the terms of their contracts. The appointment of agents and advisers is conducted by the Board after consideration of their capabilities to deliver the required services; their ongoing performance and contractual arrangements are monitored through the Management Engagement Committee to ensure that they remain effective.
- Mandates for authorisation of investment transactions and expense payments are approved by the Board.

By the procedures set out above, the Directors have reviewed the effectiveness of the Company's internal controls throughout the year under review and up to the date of this Report.

Information on the risks and the management of them is set out in the Strategic Report on page 18 and in note 19 of the notes to the financial statements.

The Directors consider that the Annual Report, taken as a whole, is fair, balanced and understandable and the information provided to shareholders is sufficient to allow them to assess the Company's position, performance, business model and strategy.

By order of the Board

### Artemis Fund Managers Limited

Company Secretary

1 July 2024

## Directors' remuneration policy and report

The remuneration policy of the Company was approved by shareholders at the Annual General Meeting held on 21 September 2023 when 99.35% of votes received were in favour, 0.10% were against and votes withheld were 0.55%. The policy will apply until the 2026 AGM (being three years from the date of shareholder approval of the policy).

Fees payable to Directors are commensurate with the amount of time Directors are expected to spend on the Company's affairs, whilst seeking to ensure that fees are set at an appropriate level so as to enable candidates of a sufficient calibre to be recruited. The Company's Articles state the maximum aggregate amount of fees that can be paid to Directors in any year. This is currently set at £200,000 per annum and shareholder approval is required for any changes to this. The Board reviews and sets the level of Directors' fees annually, or at the time of the appointment of a new Director, taking into account a range of external information, including peer group comparisons and relevant independent research. The Board did not engage the services of a remuneration consultant during the financial year.

Each Director is entitled to a base fee. The Chairman of the Board is paid a higher fee than the other Directors to reflect the additional work required to be carried out in this role. The Chairman of the Audit Committee also receives an additional fee to reflect the additional responsibilities and work associated with the role.

No Director is entitled to any benefits in kind, share options, annual bonuses, long-term incentives, pensions or other retirement benefits or compensation for loss of office.

Directors are appointed with no fixed notice periods and are not entitled to any extra payments on resignation. It is also considered appropriate that no aspect of Directors' remuneration is performance-related in light of the Directors' non-executive status.

Directors are able to claim expenses that are incurred in respect of duties undertaken in connection with the management of the Company.

New Directors will be remunerated in accordance with this policy and will not be entitled to any payments from the Company in respect of remuneration arrangements in place with any other employers which are terminated upon appointment as a Director of the Company.

To date no comments have been received from shareholders in respect of the Remuneration Policy.

### Directors' remuneration report

The Directors are pleased to present the Company's remuneration report for the year ended 30 April 2024. The Company's Auditor is required to audit certain information contained within this report and, where information set out

below has been audited, it is clearly indicated. The Auditor's opinion is included in the Independent Auditor's Report which can be found on pages 42 to 48.

The remuneration report will be submitted to shareholders for approval at the AGM to be held on 17 October 2024. A Notice of the AGM accompanies this Annual Report. In accordance with the matters reserved for the Board's decision, the Board is responsible for:

- (i) Determining the remuneration of the Directors, subject to compliance with the Articles and the Remuneration Policy, as approved by shareholders.
- (ii) Approving the remuneration report and policy for inclusion in the Annual Report.
- (iii) Approving the remuneration policy at least every three years and monitoring the policy to ensure compliance.

### The Board

During the year ended 30 April 2024, the Board consisted solely of non-executive Directors who determine their remuneration as a whole. Accordingly, a separate Remuneration Committee has not been established. Following a review of Directors' fees by the Board on 20 June 2024, the Board have agreed to increase their fees by 5% effective 1 May 2024. Director's fees were last changed on 23 June 2022. The Board has not relied upon the advice or services of any person to assist in making its remuneration decisions, although the Directors carry out reviews from time to time of the fees paid to directors of other comparable investment trusts.

### Directors' fees (audited)

The Directors who served during the years ended 30 April 2024 and 30 April 2023 received the following annual fees. The Company does not award any other remuneration or taxable benefits to the Directors.

Director <sup>1</sup>	2024	2023
Mr Ayton	£28,000	£28,000
Ms Bergin <sup>3</sup>	–	£15,000
Mr Budge <sup>2</sup>	£40,000	£40,000
Mr Korner	£28,000	£28,000
Mr Smethers <sup>2,3</sup>	£33,000	£4,158
Mrs Stewart <sup>3</sup>	£31,698	£30,725
	<b>£160,698</b>	<b>£145,883</b>

<sup>1</sup> None of the Directors who are Directors of the Company's wholly owned subsidiary received any remuneration from this company.

<sup>2</sup> Mr Smethers and Mr Budge received higher fees owing to their role as Chairman of the Audit Committee, Nomination Committee and Chairman of the Board.

<sup>3</sup> Ms Bergin resigned from the Board 13 October 2022. Mr Smethers was appointed to the Board on 15 March 2023. Mrs Stewart was interim Audit Chair in the intervening period.

## Annual percentage change in Directors' remuneration

The following table sets out the annual percentage change in Directors' fees for the past four years from 1 May 2020 to 30 April 2024

Director	2024 Fees %	2023 Fees %	2022 Fees %	2021 Fees %
Mr Ayton	0.0	7.7	8.3	0.0
Mr Budge	0.0	11.1	9.1	0.0
Mr Korner	0.0	7.7	8.3	0.0
Mr Smethers	0.0	–	–	–
Mrs Stewart <sup>1</sup>	0.0	18.2	8.3	–

<sup>1</sup> Mrs Stewart was interim Audit Chair from 13 October 2022 to 15 March 2023.

## Expenditure by the Company as remuneration and distributions to shareholders

The table below compares the remuneration paid to Directors with distributions made to shareholders during the year under review and the prior financial review.

	2024	2023
Directors' fees	£160,698	£145,883
<b>Distributions to shareholders</b>		
– dividends	£2,098,000	£1,906,000
– share buybacks	£70,075	£3,167,000

## Directors' interests (audited)

The Directors' interests in the capital of the Company who held office at 30 April 2024 were as follows:

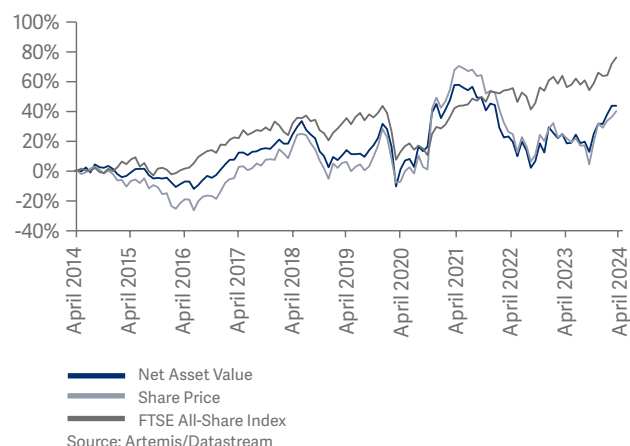
### Ordinary shares

	30 April 2024		30 April 2023	
	Beneficial	Non-beneficial	Beneficial	Non-beneficial
Mr Ayton	13,241	–	13,241	–
Mr Budge	15,000	–	15,000	–
Mr Smethers	6,000	–	–	–
Mr Korner	30,000	–	30,000	–
Mrs Stewart	–	–	–	–

There have been no changes in the Directors' interests up to the date of signing.

At no time during the year did any Director hold a material interest in any contract, arrangement or transaction with the Company or its subsidiary undertaking.

## Performance graph



The performance graph above sets out the Company's ordinary share price total return (assuming re-investment of dividends) from 30 April 2014 to 30 April 2024 compared with the total return of a notional investment in the FTSE All Share Index. As investments are selected on their individual merits, the portfolio will not track any comparative index, and there is likely to be a divergence in performance between the Company and the index.

## Statement of voting at the last annual general meeting

The following table sets out the votes received at the last AGM of shareholders, held on 21 September 2023, in respect of the approval of the Directors' Remuneration Report:

Votes cast for		Votes cast against		Total votes cast	Number of votes withheld
Number	%	Number	%		
10,417,403	99.90	10,072	0.10	10,427,475	59,519

On behalf of the Board and in accordance with the Regulations, I confirm that the Directors' Remuneration Report summarises, for the year ended 30 April 2024, the review undertaken and the decisions made, regarding the fees paid to the Board.

### Duncan Budge

Chairman

1 July 2024

## Report of the Audit Committee

The Audit Committee (the "Committee") is chaired by Mr Smethers, an experienced chartered accountant. All other Directors are members of the Committee and although the members of the Committee are not accountants by profession, it is considered that they have relevant and recent financial and investment experience as a result of their employment in financial services and other industries.

With reference to the AIC Code, Mr Budge, Chairman of the Board, remains a member of the Audit Committee. The Board considers this is appropriate given the experience of Mr Budge and the contribution he brings.

### Meetings

The Committee meets at least twice each year and representatives from the Investment Manager and the Administrator may be invited to attend the meetings of the Audit Committee to report on issues as required.

The Audit Committee meets with representatives of the Company's Auditor at least twice each year to plan for and discuss any matters arising from the audit.

### Roles and responsibilities

The main responsibilities of the Audit Committee include:

- monitoring the integrity of the financial statements of the Company and any formal announcements relating to the Company's financial performance, and reviewing significant financial reporting judgements contained in them;
- providing a challenge to areas of judgement such as unquoted valuations;

### Activities during the year

The Audit Committee met three times during the year. At these meetings, the Committee considered the Annual Report, the Half-Yearly Report, reviewed the Company's compliance with s1158 of the Corporation Taxes Act 2010 and discussed the valuation of unquoted securities with the Investment Manager. The Committee also discussed, updated and approved the Company's risk register. The Committee considered the following significant matters in respect of this Annual Report:

- providing advice (where requested by the Board) on whether the Annual Report, taken as a whole, is fair, balanced and understandable, and provides the information necessary for shareholders to assess the Company's position and performance, business model and strategy;
- reviewing the Company's internal financial controls and internal control and risk management systems;
- conducting the audit tender process and making recommendations to the Board, about the appointment, reappointment and removal of the external auditor, and approving the remuneration and terms of engagement of the external auditor;
- reviewing and monitoring the external auditor's independence and objectivity;
- reviewing the effectiveness and quality of the external audit process, taking into consideration relevant UK professional and regulatory requirements;
- developing and implementing policy on the engagement of the external auditor to supply non-audit services, ensuring there is prior approval of non-audit services, considering the impact this may have on independence, taking into account the relevant regulations and ethical guidance in this regard, and reporting to the Board on any improvement or action required; and
- reporting to the Board on how it has discharged its responsibilities.

The Audit Committee provides a forum through which the Company's auditor reports to the Board.

Significant issue	How the issue was addressed
Valuation and ownership of the Company's investments, particularly the unquoted investments	The Company's investments are valued in accordance with the accounting policies, and the listed investments are valued by the Company's administrator. These prices are reviewed and overseen by the Company's Investment Manager. The Depositary is responsible for holding the Company's assets in custody and verifying the ownership of these assets. The Company receives regular reports from the Depositary, including at the year end.  The Audit Committee also reviewed the valuation of unquoted investments, as approved by the Artemis Fair Value Pricing Committee, included in the Annual Report and discussed and challenged these in detail with the Investment Manager.
Allocation of expenses	The Committee reviews the allocation of expenses between income and capital on an annual basis. Following this review, no change was recommended to the current 20% income/80% capital split.
Compliance with Section 1158 of the Corporation Tax Act 2010	The Board and Audit Committee receives regular reporting to ensure compliance from the Investment Manager including as at the year end date.

Significant issue	How the issue was addressed
Maintaining Internal controls	<p>As part of the Board's review of internal controls, the Audit Committee carries out and documents a risk and control assessment, which is kept under ongoing, and at least a six monthly, review. The Audit Committee reports its findings and recommendations to the Board.</p> <p>Both the Investment Manager and the Administrator have established internal control frameworks to provide reasonable assurance as to the effectiveness of the internal controls operated on behalf of their clients. Both third parties report to the Board, on a quarterly basis, any operational errors or breaches of law or regulation.</p>
Recognition of investment income	<p>The recognition of investment income, including the allocation of special dividends to income or capital, is undertaken in accordance with accounting policy note 1(e) to the financial statements on page 53.</p> <p>The Board and Audit Committee review the revenue forecast at each meeting.</p>
Going concern & viability	<p>The Committee considered the Company's investment objective, risk management policies, capital management policies and procedures, the nature of the portfolio and expenditure and cash flow projections. As a result, they have determined that the Company has adequate resources, an appropriate financial structure and suitable management arrangements in place to continue in operational existence for at least twelve months from the date of approval of these financial statements and made this recommendation to the Board.</p> <p>The Committee also assessed the viability of the Company, reviewing a series of stress tests on the Company's net assets and the impact of negative market movements and the triennial tender offer. The Committee discussed the buyback programme and the effect decreasing the market capitalisation may have on the longer term viability of the Company. Following this assessment, the Committee recommended the Viability Statement to the Board.</p>

#### Appointment and remuneration of the external Auditor

Regulations in place require the Company to rotate audit firms after a period of ten years, which may be extended where audit tenders are carried out or where more than one audit firm is appointed to perform the audit. The audit firm is required to rotate the partner every five years.

Johnston Carmichael LLP were appointed as external Auditor in December 2020.

The fees paid to Johnston Carmichael LLP in respect of audit services are disclosed in note 3 of the notes to the financial statements.

#### Audit for the year ended 30 April 2024

As part of the planning for the annual audit, the Audit Committee Chairman met with Johnston Carmichael LLP and reviewed their audit strategy document, which highlighted the level of materiality to be applied by the Auditor, the key perceived audit risks, and the scope of the audit.

The key areas of audit focus undertaken by the external auditor and agreed by the Committee were:

- Valuation of quoted investments;
- Valuation of unquoted investments; and
- Revenue recognition, including allocation of special dividends as revenue or capital returns.

The auditor also considered the going concern and viability of the Company, the maintenance of its investment trust status, the investment in the subsidiary, the transition of service providers and the Company's compliance with all relevant regulations.

The Audit Committee met with representatives of the Company's Auditor at the Audit Committee meeting held on 20 June 2024 to discuss any matters arising from the annual audit and to assess the independence and effectiveness of the external audit process.



### **Effectiveness and independence of the external auditor**

The Committee monitors the auditor's independence through assurances provided by the auditor on its compliance with the relevant ethical standards; through approval of, and compliance with, the non-audit services policy, and by assessing the appropriateness of the fees paid to the auditor for work undertaken during the annual external audit.

During the audit planning, Johnston Carmichael confirmed its independence to the Committee and its willingness to continue in office as independent auditor.

The effectiveness of the audit was evaluated through discussion of the services received from the auditor between the Committee and those at the Investment Manager closely involved in the audit process. The Committee also assessed the level and robustness of questioning performed by the auditor; the timeliness of performing the audit tasks; the responsiveness of the audit team to queries and the quality of review of the Annual Report. The Committee also met privately with the Audit Partner to discuss the efficiency of response and accuracy of information provided from the Investment Manager during the audit.

After careful consideration of the services provided since appointment and the above review of its effectiveness, the Audit Committee recommended to the Board that Johnston Carmichael should be re-appointed as Auditor for the Company. Accordingly, resolutions will be proposed at the forthcoming AGM for the auditor's appointment and to authorise the Directors to agree the Auditor's remuneration.

### **Non-audit services**

The Audit Committee has established a policy for the provision of non-audit services to the Company which prohibits the provision of certain services by the Auditor which the Audit Committee believes would compromise auditor independence. Non-audit services are permitted subject to the Audit Committee being satisfied that the engagement would not compromise independence, where the total fees for non-audit services is less than 70 per cent of the average audit fees for the last three years and where knowledge would be advantageous in carrying out the service.

There were no non-audit services provided by Johnston Carmichael LLP during the year ended 30 April 2024.

### **Internal audit function**

Systems and controls are in place to maintain a safe environment for the Company's assets and shareholders' investments; helping to ensure the maintenance of proper accounting records and the provision of accurate financial information.

The Company is an investment company, has no employees and delegates all operational and investment activities to third-party service providers, including the Investment Manager. The Board places reliance on the Company's framework of internal control. The Investment Manager has an internal audit function on which the Investment Manager's Risk team reports quarterly to the Board and annually to the Audit Committee. It is concluded therefore that it is not necessary for the Company to have its own internal audit function; this conclusion is however reviewed annually.

### **Assessment**

The Audit Committee considers that the Annual Report, taken as a whole, is fair, balanced and understandable and the information provided to shareholders is sufficient to allow them to assess the Company's performance, business model and strategy.

On behalf of the Board

### **Tom Smethers**

Chairman of the Audit Committee

1 July 2024

## Statement of Directors' responsibilities in respect of the annual report

### Management report

Listed companies are required by the Financial Conduct Authority's Disclosure Guidance and Transparency Rules (the "Rules") to include a management report in their annual financial statements. The information required to be in the management report for the purpose of the Rules is included in the Strategic Report (pages 5 to 26). Therefore no separate management report has been included.

### Statement of Directors' responsibilities

The Directors are responsible for preparing the Annual Report and the financial statements in accordance with applicable law and regulations.

Company law requires the Directors to prepare financial statements for each financial year. Under that law they are required to prepare the financial statements in accordance with UK-adopted international accounting standards.

Under company law the Directors must not approve the financial statements unless they are satisfied that they give a true and fair view of the state of affairs of the Company and of their profit or loss for that period. In preparing each of the financial statements, the Directors are required to:

- select suitable accounting policies and then apply them consistently;
- make judgements and estimates that are reasonable and prudent;
- state whether they have been prepared in accordance with UK-adopted international accounting standards; and
- prepare the financial statements on a going concern basis unless it is inappropriate to presume that the Company will continue in business.

The Directors are responsible for keeping adequate accounting records that are sufficient to show and explain the Company's transactions and disclose with reasonable accuracy at any time the financial position of the Company and enable them to ensure that its financial statements comply with the Companies Act 2006. They have general responsibility for taking such steps as are reasonably open to them to safeguard the assets of the Company and to prevent and detect fraud and other irregularities.

Under applicable law and regulations, the Directors are also responsible for preparing a Strategic Report, Directors' Report, Directors' Remuneration Report and Corporate Governance Statement that comply with that law and those regulations.

The financial statements are published on a website, [artemisalphatrust.co.uk](http://artemisalphatrust.co.uk), maintained by the Company's Investment Manager, Artemis. Responsibility for the maintenance and integrity of the corporate and financial information relating to the Company on this website has been delegated to the Investment Manager by the Directors. Legislation in the UK governing the preparation and dissemination of financial statements may differ from legislation in other jurisdictions.

### Directors' confirmations

Each of the Directors listed on page 27 confirm that, to the best of their knowledge:

- (a) the financial statements, prepared in accordance with the applicable set of UK-adopted international accounting standards, give a true and fair view of the assets, liabilities and financial position of the Company as at 30 April 2024, and of the profit or loss of the Company for the year then ended;
- (b) the Strategic Report includes a fair review of the development and performance of the business and the position of the Company, together with a description of the principal risks and uncertainties that it faces; and
- (c) the Annual Report, taken as a whole, is fair, balanced and understandable and provides the information necessary for Shareholders to assess the Company's position and performance, business model and strategy.

In the case of each Director in office at the date the Directors' Report is approved:

- (a) in so far as the Director is aware, there is no relevant audit information of which the Company's Auditor is unaware; and
- (b) they have taken all steps that they ought to have taken as a Director in order to make themselves aware of any relevant audit information and to establish that the Company's Auditor is aware of that information.

For and on behalf of the Board

**Duncan Budge**  
Chairman

1 July 2024

# INDEPENDENT AUDITOR'S REPORT TO THE MEMBERS OF ARTEMIS ALPHA TRUST PLC



## Opinion

We have audited the Financial Statements of Artemis Alpha Trust plc ("the Company"), for the year ended 30 April 2024, which comprise the Statement of Comprehensive Income, the Statement of Financial Position, the Statement of Changes in Equity, the Statement of Cash Flows and notes to the Financial Statements, including significant accounting policies. The financial reporting framework that has been applied in their preparation is applicable law and UK-adopted International Accounting Standards (IFRSs).

In our opinion the Financial Statements:

- Give a true and fair view of the state of the Company's affairs as at 30 April 2024 and of its profit for the year then ended;
- Have been properly prepared in accordance with UK-adopted International Accounting Standards; and
- Have been prepared in accordance with the requirements of the Companies Act 2006.

## Basis for opinion

We conducted our audit in accordance with International Standards on Auditing (UK) (ISAs (UK)) and applicable law. Our responsibilities under those standards are further described in the Auditor responsibilities for the audit of the Financial Statements section of our report. We are independent of the Company in accordance with the ethical requirements that are relevant to our audit of the Financial Statements in the UK, including the FRC's Ethical Standard, as applied to listed public interest entities, and we have fulfilled our other ethical responsibilities in accordance with these requirements. We believe that the audit evidence we have obtained is sufficient and appropriate to provide a basis for our opinion.

## Our approach to the audit

We planned our audit by first obtaining an understanding of the Company and its environment, including its key activities delegated by the Board to relevant approved third-party service providers and the controls over provision of those services.

We conducted our audit using information maintained and provided by The Northern Trust Company, London Branch (the "Administrator" and the "Custodian"), and Artemis Fund Managers Limited ("the "Company Secretary", "Investment Manager" and "AIFM"), to whom the Company's directors have delegated the provision of services.

We tailored the scope of our audit to reflect our risk assessment, taking into account such factors as the types of investments within the Company, the involvement of the Administrator, the accounting processes and controls, and the industry in which the Company operates.

The scope of our audit was influenced by our application of materiality. We set certain quantitative thresholds for materiality. These together with qualitative considerations, helped us to determine the scope of our audit and the nature, timing and extent of our audit procedures on the individual financial statement line items and disclosures and in the evaluation of the effect of misstatements, both individually and in aggregate on the Financial Statements as a whole.

## Key audit matters

Key audit matters are those matters that, in our professional judgement, were of most significance in our audit of the Financial Statements of the current period and include the most significant assessed risks of material misstatement (whether or not due to fraud) that we identified. These matters included those which had the greatest effect on: the overall audit strategy; the allocation of resources in the audit; and directing the efforts of the engagement team. These matters were addressed in the context of our audit of the Financial Statements as a whole, and in forming our opinion thereon, we do not provide a separate opinion on these matters.

We summarise below the key audit matters in arriving at our audit opinion above, together with how our audit addressed these matters and the results of our audit work in relation to these matters.

## Key audit matter

### Valuation of level 3 investments

(as described on page 38 in the Report of the Audit Committee and as per the accounting policy on page 53 and Note 8).

At 30 April 2024 the valuation of the level 3 investments within the investment portfolio was £11.2m (2023: £12.2m).

The Company determines the fair value of unquoted investments in accordance with the revised International Private Equity and Venture Capital (IPEV) valuation guidelines. Management is required to estimate the valuation of level 3 investments, which requires them to select an appropriate valuation method and appropriate inputs. There is significant estimation required, therefore this has been designated as a key audit matter, being one of the most significant assessed risks of material misstatements due to fraud or error.

## How our audit addressed the key audit matter and our conclusions

We performed a walkthrough of the level 3 investment valuation process to evaluate the design of the process and implementation of key controls.

We obtained evidence that the Manager's Valuation Committee review the valuation of the level 3 investments.

We obtained evidence of the Board's challenge and approval of the valuation of the level 3 investments.

For 100% of the level 3 investments, we:

- Assessed the degree to which the valuations were subject to estimation uncertainty and the degree to which the selection and application of the valuation method, assumptions and data were affected by complexity and subjectivity, to understand the specific risks of each valuation.
- Obtained an understanding of the sector for each investee company for the period being audited, making enquiries of management.
- Corroborated data used in the valuation models to independent sources, assessing if market conditions meet management's expectations and any forecasts used in the valuation models are suitable, consistent and the data is relevant and reliable, including considering any contradictory data identified.
- Reperformed the calculation of the valuation models to ensure mathematical accuracy.
- Assessed whether the valuation methodologies were in line with the accounting policies, IPEV guidelines and UK-adopted International Accounting Standards.

Where appropriate, based on the valuation methodology applied, we developed an auditor's point estimate or range.

We performed back-testing over investment disposals (proceeds vs most recent valuation) to assess for potential management bias in the valuation process.

From our completion of these procedures, we identified no material misstatements in relation to the valuation of the level 3 investments.

---

**Key audit matter****Valuation of level 1 and level 2 investments**

(as described on page 38 in the Report of the Audit Committee and as per the accounting policy on page 53 and Note 8).

At 30 April 2024 the valuation of the level 1, listed investment portfolio was £121.7m (2023: £97.8m) and the valuation of the level 2, Contracts for Difference (CFD), was -£0.2m (2023: £2.1m).

As this is the largest component of the Company's Statement of Financial Position, and a key driver of the Company's net assets and total return, this has been designated as a key audit matter, being one of the most significant assessed risks of material misstatement due to fraud or error.

There is a further risk that the investments held at fair value may not be actively traded and the quoted prices may not be reflective of their fair value.

---

**Revenue recognition, including allocation of special dividends as revenue or capital returns**

(as described on page 39 in the Report of the Audit Committee and as per the accounting policy on page 53 and Note 2).

Investment income recognised in the year to 30 April 2024 was £3.6m (2023: £3.1m), consisting primarily of dividend income from listed investments and income from CFDs.

Revenue-based performance metrics are often one of the key performance indicators for stakeholders. The investment income received by the Company during the year directly impacts these metrics and the minimum dividend required to be paid by the Company.

There is a risk that revenue is incomplete or inaccurate through failure to recognise income entitlements or failure to appropriately account for their treatment. It has therefore been designated as a key audit matter being one of the most significant assessed risks of material misstatement due to fraud or error.

Additionally, there is a further risk of incorrect allocation of special dividends as revenue or capital returns as judgement is required in determining their allocation within the Statement of Comprehensive Income.

---

**How our audit addressed the key audit matter and our conclusions**

We obtained and assessed controls reports provided by The Northern Trust Company, London Branch (as Administrator and as Custodian) to evaluate the design of the process and implementation of key controls.

We compared market prices and exchange rates applied to all level 1 listed investments and all level 2 CFDs held as at 30 April 2024 to an independent third-party source and recalculated the investment valuations.

We obtained average trading volumes or price data for all level 1 investments from an independent third-party source to support the Board's active market and liquidity assessment and noted no significant illiquid holdings.

For level 1 investments we have assessed historic trading volumes and challenged management's assessment for evidence for an active market.

From our completion of these procedures, we identified no material misstatements in relation to the valuation of the level 1 and level 2 investments.

---

We obtained and assessed controls reports provided by The Northern Trust Company, London Branch (as Administrator) and The Northern Trust Company, London Branch (as Custodian) to evaluate the design of the process and implementation of key controls.

We confirmed that income was recognised and disclosed in accordance with the financial reporting framework, including the AIC SORP and the Company's accounting policies.

We recalculated 100% of dividends due to the Company based on investment holdings throughout the year and announcements made by investee companies.

We recalculated the expected income for a sample of CFDs using independent third-party data.

We agreed a sample of dividends received to bank statements.

We assessed the completeness of the special dividend population with reference to third party market data and determined whether special dividends recognised were revenue or capital in nature with reference to the underlying commercial circumstances of the dividend payments.

From our completion of these procedures, we identified no material misstatements in relation to revenue recognition, including allocation of special dividends as revenue or capital returns.

---

## Our application of materiality

We define materiality as the magnitude of misstatement in the Financial Statements that makes it probable that the economic decisions of a reasonably knowledgeable person would be changed or influenced. We use materiality in determining the nature and extent of our work and in evaluating the results of that work.

Materiality measure	Value
<b>Materiality for the financial statements as a whole</b> – we have set materiality as 1% of net assets as we believe that net assets is the primary performance measure used by investors and is the key driver of shareholder value. It is also the standard industry benchmark for materiality for investment trusts and we determined the measurement percentage to be commensurate with the risk and complexity of the audit and the Company's listed status.	£1,353,000 (2023: £1,198,000)
<b>Performance materiality</b> – performance materiality represents amounts set by the auditor at less than materiality for the Financial Statements as a whole, to reduce to an appropriately low level the probability that the aggregate of uncorrected and undetected misstatements exceeds materiality for the Financial Statements as a whole. In setting this we consider the Company's overall control environment and any experience of the audit that indicates a lower risk of material misstatements. Based on our judgement of these factors, we have set performance materiality at 75% of our overall financial statement materiality.	£1,015,000 (2023: £898,000)
<b>Specific materiality</b> – recognising that there are transactions and balances of a lesser amount which could influence the understanding of users of the Financial Statements we calculate a lower level of materiality for testing such areas. Specifically, given the importance of the distinction between revenue and capital for the Company, we also applied a separate testing threshold for the revenue column of the Statement of Comprehensive Income, set at the higher of 5% of the net return before taxation and our Audit Committee Reporting Threshold. We have also set a separate specific materiality in respect of related party transactions and Directors' remuneration. We used our judgement in setting these thresholds and considered our experience and industry benchmarks for specific materiality.	£136,000 (2023: £108,000)
<b>Audit Committee reporting threshold</b> – we agreed with the Audit Committee that we would report to them all differences in excess of 5% of overall materiality in addition to other identified misstatements that warranted reporting on qualitative grounds, in our view. For example, an immaterial misstatement as a result of fraud.	£68,000 (2023: £60,000)

During the course of the audit, we reassessed initial materiality and found no reason to alter the basis of calculation used at year-end.

## Conclusions relating to going concern

In auditing the Financial Statements, we have concluded that the Directors' use of the going concern basis of accounting in the preparation of the Financial Statements is appropriate. Our evaluation of the Directors' assessment of the Company's ability to continue to adopt the going concern basis of accounting included:

- Evaluating management's method of assessing going concern, including consideration of the tender offer and market conditions and uncertainties;
- Assessing and challenging the forecast cashflows and associated sensitivity modelling used by the Directors in support of their going concern assessment;
- Obtaining and recalculating management's assessment of the Company's ongoing maintenance of investment trust status;
- Evaluating management's assessment of the business continuity plans of the Company's main service providers; and
- Assessing the adequacy of the Company's going concern disclosures included in the Annual Report.

Based on the work we have performed, we have not identified any material uncertainties relating to events or conditions that, individually or collectively, may cast significant doubt on the Company's ability to continue as a going concern for a period of at least twelve months from when the Financial Statements are authorised for issue.

In relation to the Company's reporting on how it has applied the UK Corporate Governance Code, we have nothing material to add or draw attention to in relation to the Directors' statement in the Financial Statements about whether the Directors considered it appropriate to adopt the going concern basis of accounting.

Our responsibilities and the responsibilities of the Directors with respect to going concern are described in the relevant sections of this report.

## **Other information**

The other information comprises the information included in the Annual Report other than the Financial Statements and our auditor's report thereon. The Directors are responsible for the other information contained within the Annual Report. Our opinion on the Financial Statements does not cover the other information and, except to the extent otherwise explicitly stated in our report, we do not express any form of assurance conclusion thereon.

Our responsibility is to read the other information and, in doing so, consider whether the other information is materially inconsistent with the Financial Statements or our knowledge obtained in the course of the audit, or otherwise appears to be materially misstated. If we identify such material inconsistencies or apparent material misstatements, we are required to determine whether this gives rise to a material misstatement in the Financial Statements themselves. If, based on the work we have performed, we conclude that there is a material misstatement of this other information, we are required to report that fact.

We have nothing to report in this regard.

## **Opinions on other matters prescribed by the Companies Act 2006**

In our opinion, the part of the Directors' Remuneration Report to be audited has been properly prepared in accordance with the Companies Act 2006.

In our opinion, based on the work undertaken in the course of the audit:

- The information given in the Strategic Report and the Directors' Report for the financial year for which the Financial Statements are prepared is consistent with the Financial Statements; and
- The Strategic Report and the Directors' Report have been prepared in accordance with applicable legal requirements.

## **Matters on which we are required to report by exception**

In the light of the knowledge and understanding of the Company and its environment obtained in the course of the audit, we have not identified material misstatements in the Strategic Report or the Directors' Report.

We have nothing to report in respect of the following matters in relation to which the Companies Act 2006 requires us to report to you if, in our opinion:

- Adequate accounting records have not been kept by the Company, or returns adequate for our audit have not been received from branches not visited by us; or
- The Financial Statements and the part of the Directors' Remuneration Report to be audited are not in agreement with the accounting records and returns; or
- Certain disclosures of Directors' remuneration specified by law are not made; or
- We have not received all the information and explanations we require for our audit; or
- A corporate governance statement has not been prepared by the Company.

## **Corporate governance statement**

We have reviewed the Directors' Statement in relation to going concern, longer-term viability and that part of the Corporate Governance Statement relating to the entity's compliance with the provisions of the UK Corporate Governance Code specified for our review by the Listing Rules.

Based on the work undertaken as part of our audit, we have concluded that each of the following elements of the Corporate Governance Statement is materially consistent with the Financial Statements or our knowledge obtained during the audit:

- The Directors' statement with regards to the appropriateness of adopting the going concern basis of accounting and any material uncertainties identified set out on page 29;
- The Directors' explanation as to its assessment of the Company's prospects, the period this assessment covers and why the period is appropriate set out on page 21;
- The Directors' statement on fair, balanced and understandable set out on page 35;
- The Directors' statement on whether it has a reasonable expectation that the Company will be able to continue in operation and meets its liabilities set out on page 21;
- The Board's confirmation that it has carried out a robust assessment of the emerging and principal risks set out on page 18;
- The section of the annual report that describes the review of the effectiveness of risk management and internal control systems set out on page 35; and
- The section describing the work of the Audit Committee set out on pages 38 to 40.

## **Responsibilities of Directors**

As explained more fully in the Directors' responsibilities statement set out on page 41, the Directors are responsible for the preparation of the Financial Statements and for being satisfied that they give a true and fair view, and for such internal control as the Directors determine is necessary to enable the preparation of Financial Statements that are free from material misstatement, whether due to fraud or error. In preparing the Financial Statements, the Directors are responsible for assessing the Company's ability to continue as a going concern, disclosing, as applicable, matters related to going concern and using the going concern basis of accounting unless the Directors either intend to liquidate the Company or to cease operations, or have no realistic alternative but to do so.

## **Auditor responsibilities for the audit of the financial statements**

Our objectives are to obtain reasonable assurance about whether the Financial Statements as a whole are free from material misstatement, whether due to fraud or error, and to issue an auditor's report that includes our opinion. Reasonable assurance is a high level of assurance but is not a guarantee that an audit conducted in accordance with ISAs (UK) will always detect a material misstatement when it exists. Misstatements can arise from fraud or error and are considered material if, individually or in the aggregate, they could reasonably be expected to influence the economic decisions of users taken on the basis of these Financial Statements.

A further description of our responsibilities for the audit of the Financial Statements is located on the Financial Reporting Council's website at: [www.frc.org.uk/auditorsresponsibilities](http://www.frc.org.uk/auditorsresponsibilities). This description forms part of our auditor's report.

## **Extent the audit was considered capable of detecting irregularities, including fraud**

Irregularities, including fraud, are instances of non-compliance with laws and regulations. We design procedures in line with our responsibilities, outlined above, to detect material misstatements in respect of irregularities, including fraud. The extent to which our procedures are capable of detecting irregularities, including fraud is detailed below.

We assessed whether the engagement team collectively had the appropriate competence and capabilities to identify or recognise non-compliance with laws and regulations by considering their experience, past performance and support available.

All engagement team members were briefed on relevant identified laws and regulations and potential fraud risks at the planning stage of the audit. Engagement team members were reminded to remain alert to any indications of fraud or non-compliance with laws and regulations throughout the audit.

We obtained an understanding of the legal and regulatory frameworks that are applicable to the Company and the sector in which it operates, focusing on those provisions that had a direct effect on the determination of material amounts and disclosures in the Financial Statements. The most relevant frameworks we identified include:

- Companies Act 2006;
- FCA listing and DTR rules;
- The principles of the UK Corporate Governance Code applied by the AIC Code of Corporate Governance (the "AIC Code");
- Industry practice represented by the Statement of Recommended Practice: Financial Statements of Investment Trust Companies and Venture Capital Trusts ("the SORP") issued in July 2022;
- UK-adopted International Accounting Standards; and
- The Company's qualification as an investment trust under section 1158 of the Corporation Tax Act 2010.

We gained an understanding of how the Company is complying with these laws and regulations by making enquiries of management and those charged with governance. We corroborated these enquiries through our review of relevant correspondence with regulatory bodies and board meeting minutes.

We assessed the susceptibility of the Company's Financial Statements to material misstatement, including how fraud might occur, by meeting with management and those charged with governance to understand where it was considered there was susceptibility to fraud. This evaluation also considered how management and those charged with governance were remunerated and whether this provided an incentive for fraudulent activity. We considered the overall control environment and how management and those charged with governance oversee the implementation and operation of controls. We identified a heightened fraud risk in relation to the completeness and allocation of special dividends and the valuation of unlisted investments (audit procedures performed in response to these risks are set out in the section on key audit matters above) and management override (procedures in response to this risk are included below).



In addition to the above, the following procedures were performed to provide reasonable assurance that the Financial Statements were free of material fraud or error:

- Reviewing minutes of meetings of those charged with governance for reference to: breaches of laws and regulation or for any indication of any potential litigation and claims; and events or conditions that could indicate an incentive or pressure to commit fraud or provide an opportunity to commit fraud;
- Performing audit work procedures over the risk of management override of controls, including testing of journal entries and other adjustments for appropriateness, recalculation of the management fee, evaluating the business rationale of significant transactions outside the normal course of business and reviewing judgements made by management in their calculation of accounting estimates for potential management bias;
- Completion of appropriate checklists and use of our experience to assess the Company's compliance with the Companies Act 2006 and the Listing Rules; and
- Agreement of the financial statement disclosures to supporting documentation.

Our audit procedures were designed to respond to the risk of material misstatements in the Financial Statements, recognising that the risk of not detecting a material misstatement due to fraud is higher than the risk of not detecting one resulting from error, as fraud may involve intentional concealment, forgery, collusion, omission or misrepresentation. There are inherent limitations in the audit procedures described above and the further removed non-compliance with laws and regulations is from the events and transactions reflected in the Financial Statements, the less likely we would become aware of it.

#### **Other matters which we are required to address**

Following the recommendation of the Audit Committee, we were appointed by the Board on 22 December 2020 to audit the Financial Statements for the year ended 30 April 2021 and subsequent financial periods. The period of our total uninterrupted engagement is four years, covering the years ended 30 April 2021 to 30 April 2024.

The non-audit services prohibited by the FRC's Ethical Standard were not provided to the Company and we remain independent of the Company in conducting our audit.

Our audit opinion is consistent with the additional report to the Audit Committee.

#### **Use of our report**

This report is made solely to the Company's members, as a body, in accordance with Chapter 3 of Part 16 of the Companies Act 2006. Our audit work has been undertaken so that we might state to the Company's members those matters we are required to state to them in an auditor's report and for no other purpose. To the fullest extent permitted by law, we do not accept or assume responsibility to anyone other than the Company and the Company's members as a body, for our audit work, for this report, or for the opinions we have formed.

#### **Richard Sutherland (Senior Statutory Auditor)**

For and behalf of Johnston Carmichael LLP  
Statutory Auditor  
Edinburgh, United Kingdom

1 July 2024

## FINANCIAL STATEMENTS

### Statement of comprehensive income For the year ended 30 April 2024

	Note	Year ended 30 April 2024			Year ended 30 April 2023		
		Revenue £'000	Capital £'000	Total £'000	Revenue £'000	Capital £'000	Total £'000
Investment income	2	3,617	–	3,617	3,052	–	3,052
<b>Total revenue</b>		<b>3,617</b>	<b>–</b>	<b>3,617</b>	<b>3,052</b>	<b>–</b>	<b>3,052</b>
Gains/(losses) on investments		–	13,261	13,261	–	(4,609)	(4,609)
Net gains on derivatives		–	3,511	3,511	–	4,134	4,134
Currency (losses)/gains		–	(65)	(65)	–	140	140
<b>Total income</b>		<b>3,617</b>	<b>16,707</b>	<b>20,324</b>	<b>3,052</b>	<b>(335)</b>	<b>2,717</b>
<b>Expenses</b>							
Investment management fee		(155)	(619)	(774)	(154)	(615)	(769)
Other expenses	3	(502)	(4)	(506)	(456)	(8)	(464)
<b>Profit/(loss) before finance costs and tax</b>		<b>2,960</b>	<b>16,084</b>	<b>19,044</b>	<b>2,442</b>	<b>(958)</b>	<b>1,484</b>
Finance costs	4	(247)	(986)	(1,233)	(115)	(461)	(576)
<b>Profit/(loss) before tax</b>		<b>2,713</b>	<b>15,098</b>	<b>17,811</b>	<b>2,327</b>	<b>(1,419)</b>	<b>908</b>
Tax	5	(131)	–	(131)	(101)	–	(101)
<b>Profit and total comprehensive income/(expense) for the year</b>		<b>2,582</b>	<b>15,098</b>	<b>17,680</b>	<b>2,226</b>	<b>(1,419)</b>	<b>807</b>
<b>Earnings/(loss) per ordinary share</b>	<b>7</b>	<b>7.89p</b>	<b>46.15p</b>	<b>54.05p</b>	<b>6.74p</b>	<b>(4.30p)</b>	<b>2.44p</b>

The total column of this statement represents the Statement of Comprehensive Income of the Company, prepared in accordance with International Financial Reporting Standards. The supplementary revenue and capital columns are both prepared under guidance published by the Association of Investment Companies.

All items in the above statement derive from continuing operations.

All income is attributable to the equity shareholders of Artemis Alpha Trust plc. There are no minority interests.

**The notes on pages 53 to 65 form part of these financial statements.**

Statement of financial position  
As at 30 April 2024

	Note	2024 £'000	2023 £'000
<b>Non-current assets</b>			
Investments	8	132,752	109,979
Investments in subsidiary undertaking	10	4,548	4,264
		<b>137,300</b>	<b>114,243</b>
<b>Current assets</b>			
Derivative assets	9	6	2,187
Other receivables	12	1,590	2,208
Cash and cash equivalents	13	1,685	7,653
<b>Total assets</b>		<b>140,581</b>	<b>126,291</b>
<b>Current liabilities</b>			
Derivative liabilities	9	(227)	(106)
Collateral pledged		(280)	(1,930)
Other payables	14	(4,745)	(4,438)
<b>Total liabilities</b>		<b>(5,252)</b>	<b>(6,474)</b>
<b>Net assets</b>		<b>135,329</b>	<b>119,817</b>
<b>Equity attributable to equity holders</b>			
Share capital	15	373	373
Share premium		676	676
Special reserve		18,709	18,779
Capital redemption reserve		217	217
Retained earnings – revenue		3,921	3,437
Retained earnings – capital	16	111,433	96,335
<b>Total equity</b>		<b>135,329</b>	<b>119,817</b>
<b>Net asset value per ordinary share</b>	17	<b>413.68p</b>	<b>366.02p</b>

These financial statements on pages 49 to 52 were approved by the Board of Directors and signed on its behalf on 1 July 2024:

**Duncan Budge**

Chairman

**The notes on pages 53 to 65 form part of these financial statements.**

Statement of changes in equity  
For the year ended 30 April 2024

	Share capital £'000	Share premium £'000	Special reserve £'000	Capital redemption reserve £'000	Retained earnings		Total £'000
					Revenue £'000	Capital £'000	
<b>For the year ended 30 April 2024</b>							
At 1 May 2023	373	676	18,779	217	3,437	96,335	119,817
Total comprehensive income:							
Profit for the year	–	–	–	–	2,582	15,098	17,680
Transactions with owners recorded directly to equity:							
Repurchase of ordinary shares into treasury	–	–	(70)	–	–	–	(70)
Dividends paid	–	–	–	–	(2,098)	–	(2,098)
<b>At 30 April 2024</b>	<b>373</b>	<b>676</b>	<b>18,709</b>	<b>217</b>	<b>3,921</b>	<b>111,433</b>	<b>135,329</b>
<b>For the year ended 30 April 2023</b>							
At 1 May 2022	373	676	21,964	217	3,117	97,754	124,101
Total comprehensive income:							
Profit/(loss) for the year	–	–	–	–	2,226	(1,419)	807
Transactions with owners recorded directly to equity:							
Repurchase of ordinary shares into treasury	–	–	(3,185)	–	–	–	(3,185)
Dividends paid	–	–	–	–	(1,906)	–	(1,906)
<b>At 30 April 2023</b>	<b>373</b>	<b>676</b>	<b>18,779</b>	<b>217</b>	<b>3,437</b>	<b>96,335</b>	<b>119,817</b>

The notes on pages 53 to 65 form part of these financial statements.

Statement of cash flows  
For the year ended 30 April 2024

	2024 £'000	2023 £'000
<b>Operating activities</b>		
Profit before tax	17,811	908
Interest payable	1,233	576
(Gains)/losses on investments	(13,261)	4,609
Net gains on derivatives	(3,511)	(4,134)
Currency losses/(gains)	65	(140)
Increase in other receivables	(255)	(6)
Increase/(decrease) in accrued expenses	51	(12)
<b>Net cash inflow from operating activities before interest and tax</b>	<b>2,133</b>	<b>1,801</b>
Interest paid	(1,233)	(576)
Irrecoverable overseas tax expense	(138)	(101)
<b>Net cash inflow from operating activities</b>	<b>762</b>	<b>1,124</b>
<b>Investing activities</b>		
Purchase of investments	(31,032)	(24,601)
Sale of investments	22,272	28,584
Sale of derivatives	5,586	583
Collateral pledged	(1,650)	3,900
<b>Net cash (outflow)/inflow from investing activities</b>	<b>(4,824)</b>	<b>8,466</b>
<b>Financing activities</b>		
Repurchase of ordinary shares into treasury	(70)	(3,251)
Dividends paid	(2,098)	(1,906)
Increase in intercompany loan	327	691
<b>Net cash outflow from financing activities</b>	<b>(1,841)</b>	<b>(4,466)</b>
<b>Net (decrease)/increase in net funds</b>	<b>(5,904)</b>	<b>5,124</b>
<b>Net funds at the start of the year</b>	<b>7,653</b>	<b>2,389</b>
Effect of foreign exchange rate changes	(65)	140
<b>Net funds at the end of the year</b>	<b>1,685</b>	<b>7,653</b>
<b>Cash and cash equivalents</b>	<b>1,685</b>	<b>7,653</b>

The notes on pages 53 to 65 form part of these financial statements.

# NOTES TO THE FINANCIAL STATEMENTS

## 1. Accounting policies

**(a) Basis of preparation.** The financial statements have been prepared on a going concern basis under the historical cost convention modified by the revaluation of financial assets and liabilities held at fair value through profit or loss, in accordance with UK-adopted international accounting standards ("IFRSs") which comprise standards and interpretations issued by the International Accounting Standards Board ("IASB"), as applied in accordance with the provisions of the Companies Act 2006. The principal accounting policies adopted by the Company are set out below.

Where presentational guidance set out in the Statement of Recommended Practice ("SORP") for investment trusts and venture capital trusts issued by the Association of Investment Companies ("AIC") in July 2022 is consistent with the requirements of IFRS, the financial statements have been prepared in accordance with the SORP.

The accounting policies which follow set out those policies which apply in preparing the financial statements for the year ended 30 April 2024 have been applied consistently, other than where new policies have been adopted. The financial statements are presented in Sterling, which is the currency of the primary environment in which the Company operates. All values are rounded to the nearest thousand pounds (£'000) except where otherwise indicated.

**(b) Segmental reporting.** The Company has only one material segment of business being that of an investment trust company.

**(c) Investments.** Investments are designated as fair value through profit or loss upon initial recognition. Listed investments are measured initially at cost, and are recognised at trade date. Investments in subsidiary undertakings are stated in the Company's financial statements at fair value, which is deemed to be the net assets of each subsidiary.

For financial assets acquired, the cost is the fair value of the consideration. Subsequent to initial recognition, all listed investments are measured at their quoted bid or Stock Exchange Electronic Trading Service ("SETS") prices without deduction for the estimated future selling costs. Unquoted investments are valued at fair value which is determined by the Board, through discussion with the Investment Manager and with reference to the valuation guidelines issued by the International Private Equity and Venture Capital Valuation Board in December 2022 and the Special Valuation Guidance issued in March 2021. Valuation techniques employed may include: calibrated price of recent investment; earnings multiples; net assets; discounted cash flow techniques; industry valuation benchmarks; and available market prices.

Changes in the value of investments held at fair value through profit or loss and gains and losses on disposal are recognised in

the Statement of Comprehensive Income as gains/(losses) on investments. Also included within this caption are transaction costs in relation to the purchase or sale of investments.

Assets are derecognised at the trade date of the disposal. Proceeds are measured at fair value which are regarded as the proceeds of sale less any transaction costs.

**(d) Derivatives.** The contracts for difference ('CFD') held in the portfolio are valued based on the price of the underlying security or index which they are purchased to reflect. The nature and intended use of these derivatives is to synthetically allow the Company to go long or short on an underlying asset without the need to trade the physical securities. They are valued based on the quoted bid price of the underlying security when held long. There are revenue and capital returns to be derived from these instruments. Dividends on contracts for difference are recognised as revenue for long positions and as an expense for short positions when the securities are quoted ex-dividend. Cash held at CFD brokers as margin is reflected separately within cash and cash equivalents balances. Interest on margin accounts held with brokers is included in the revenue return. All other gains/losses and cash flows from derivatives are included in the capital return.

Open forward foreign exchange contracts are held at market value and the net gains/(losses) are reflected within net gains/(losses) on derivatives in the Statement of Comprehensive Income. Dividends on contracts for difference are recognised as revenue for long positions and as an expense for short positions when the securities are quoted ex-dividend.

**(e) Revenue.** Dividends receivable on equity shares of underlying holdings (and any associated withholding tax) are recognised as revenue on an ex-dividend basis. Provision is made for any dividends not expected to be received. Income from fixed interest securities is recognised on an effective interest rate basis. Interest receivable from cash and short term deposits is recognised on an accruals basis. Special dividends are treated as repayment of capital or as revenue depending on the facts of each particular case. The dividend equivalent values on contracts for difference are recognised when the underlying security is quoted ex-dividend.

**(f) Expenses and finance costs.** All expenses and interest payable are recognised on an accruals basis. Expenses are charged through the revenue column in the Statement of Comprehensive Income except as follows:

- expenses which are incidental to the acquisition or disposal of an investment are treated as capital; and
- expenses are treated as capital where they are made in connection with the maintenance or enhancement of the value of investments. As a result, investment management fees and finance costs are allocated on the basis of 20 per cent to revenue and 80 per cent to capital.

**(g) Taxation.** Taxation represents the sum of taxation payable, any withholding tax suffered and any deferred tax. Taxation is charged or credited in the Statement of Comprehensive Income. Any taxation payable is based on the Company's profit for the year, calculated using tax rates in force at the balance sheet date. Deferred taxation is recognised in full using the balance sheet liability method, providing for temporary differences between the carrying amounts of assets and liabilities for financial reporting purposes and the amounts used for taxation purposes.

The amount of deferred tax provided is based on the expected manner of realisation or settlement of the carrying amount of assets and liabilities, using tax rates enacted or substantially enacted at the balance sheet date. Deferred tax assets are recognised only to the extent that it is probable that future taxable profits will be available against which the asset can be utilised

Due to the Company's status as an investment trust, and the intention to meet the conditions required to obtain approval under section 1158 of the Corporation Taxes Act 2010 in the foreseeable future, the Company has not provided for deferred tax on any capital gains and losses arising on the revaluation or disposal of investments.

**(h) Amounts held at futures clearing houses and brokers.** These are amounts held in segregated accounts as collateral on behalf of brokers and carried at amortised cost.

**(i) Cash and cash equivalents.** Cash and cash equivalents comprises deposits and overdrafts with banks and bank loans with maturities of less than three months from inception and liquidity funds. Liquidity funds are considered cash equivalents as they are held for cash management purposes as an alternative to cash. Bank borrowings are used on a periodic basis to meet the Company's cash requirements and are reviewed regularly by the Investment Manager. Loan draw downs are normally of short durations which are subject to an insignificant risk of change in valuation.

**(j) Dividends.** Dividends are recognised from the date on which they are irrevocably committed to payment.

**(k) Foreign currency translation.** Transactions involving foreign currencies are converted at the rate ruling at the date of the transaction. Foreign currency monetary assets and liabilities are translated into Sterling at the rates ruling on the date of the Statement of Financial Position. Foreign exchange differences arising on investment transactions are recognised through capital.

**(l) Other receivables and payables.** Other receivables do not carry any interest and are short-term in nature and are accordingly stated at their nominal value. Other payables are non-interest bearing and are stated at their nominal value.

There are no material impact of expected credit losses on financial assets or liabilities.

**(m) Reserves.**

***Retained earnings – capital***

Retained earnings – capital is made up of Capital Reserve – realised and Capital Reserve – unrealised.

***Capital reserve – realised***

This reserve includes:

- gains and losses on the realisation of investments and changes in the fair value of investments which are readily convertible to cash; and
- expenses, together with any related taxation effect, in accordance with the above policies.

***Capital reserve – unrealised***

This reserve includes: changes in the fair value of investments that are not readily convertible to cash and amounts by which other assets and liabilities valued at market value differ from their book value.

***Special reserve***

This reserve was created from the cancellation of the share premium account with the amounts transferred treated as distributable profits for all purposes, excluding the payment of dividends. The cost of share buybacks is accounted for through this reserve.

***Capital redemption reserve***

This reserve includes the nominal value of all shares bought back and cancelled by the Company.

***Retained earnings – revenue***

The revenue profit or loss for the year is taken to or from this reserve, and any dividends declared by the Company are paid from this reserve.

**(n) Accounting developments.** At the date of authorisation of the financial statements, the following amendment to the IFRS Standards and Interpretations was assessed to be relevant and is effective for annual periods beginning on or after 1 January 2023:

- **Definition of Accounting Estimates** – Amendments to IAS 8. Effective for annual reporting periods beginning on or after 1 January 2023
- **Disclosure of Accounting Policies** – Amendments to IAS 1 and IFRS Practice Statement 2. Effective for annual reporting periods beginning on or after 1 January 2023.
- **Deferred Tax related to Assets and Liabilities arising from a Single Transaction** – Amendments to IAS 12. Effective for annual reporting periods beginning on or after 1 January 2023.

### Standards issued but not yet effective

At the date of authorisation of the financial statements, the following standards and interpretations were assessed to be relevant:

- **Non-current Liabilities with Covenants** – Amendments to IAS 1. Effective for annual reporting periods beginning on or after 1 January 2024.
- **Lease Liability in a Sale and Leaseback** – Amendments to IFRS 16. Effective for annual reporting periods beginning on or after 1 January 2024.
- **Supplier Finance Arrangements** – Amendments to IAS 7 and IFRS 7. Effective for annual reporting periods beginning on or after 1 January 2024.
- **Lack of Exchangeability** – Amendments to IAS 21. Effective for annual reporting periods beginning on or after 1 January 2025.
- **Presentation and Disclosures in Financial Statements** – IFRS 18. Effective for annual reporting periods beginning on or after 1 January 2027
- **Subsidiaries without Public Accountability** – IFRS 19. Effective for annual reporting periods beginning on or after 1 January 2027

There are no accounting standards, or interpretations effective in the year and issued but not effective, that have or will have material impact on these financial statements. Furthermore, the company has not early adopted any such standards, amendments, and interpretations to existing standards prior to their effective date.

**(o) Estimates and judgements.** A number of estimates, judgements and assumptions are required in the preparation of the Company's financial statements. The most significant judgement relates to the valuation of the unquoted investments.

The valuations are determined by the Investment manager with reference to the valuation guidelines issued by the International Private Equity and Venture Capital Valuation Board. These valuations are considered, reviewed and approved by the Board. The valuations of the unquoted investments are based on a number of different methodologies, the most common being calibrated price of recent investment, net assets and earnings multiples.

Where the calibrated price of recent investment has been used, consideration has also been given to the current facts and circumstances to take into account changes in the market or performance of the underlying company.

The methodology selected will be based on the circumstances relevant to each individual investment and the valuation and methodology are regularly reviewed to ensure they remain appropriate.

The key assumption relating to valuing an unquoted investment based on the calibrated price of recent investment is that it is considered as a reasonable approximation of fair value for a limited period following the relevant transaction.

It is mainly used on early stage investments where there are no current or short term future earnings or positive cash flows. The valuation is regularly reviewed to ensure that this basis remains appropriate, considering such factors as progress of the investee company against plan and changes in the observable performance of comparable companies.

The key assumption relating to valuing an unquoted investment based on net assets is that the value of the business is derived from the underlying value of its assets, for example where an investment has a significant property holding and therefore the assets of the business equate to the fair value of the investment.

The key assumption when an earnings multiples based approach is used is that valuations of a selection of comparable companies should provide a reasonable basis for valuing an unquoted investment, subject to appropriate discounts for liquidity. This is used where a business is more mature, and is considered to have sustainable earnings. Where this valuation approach has been used, an alternative methodology will be utilised to crosscheck for reasonableness. In this case, the valuation is based on a selection of comparable companies with either historic or forecast revenues. The selection of companies and any discount applied for liquidity are kept under review to ensure that these remain appropriate.

**(p) Consolidation.** IFRS 10 provides a consolidation exemption to companies that qualify as an "Investment Entity", whereby, instead of consolidating subsidiaries, investment entities are permitted to measure the investment in subsidiaries at fair value through profit or loss.

The Company qualifies as an "Investment Entity" as:

- (a) the Company obtains funds from investors for the purpose of providing the investors with investment management services;
- (b) the Company commits to investors that its business purpose is to invest funds solely for returns for capital appreciation, investment income, or both; and
- (c) the Company confirms that it measures and evaluates the performance of substantially all of its investments on a fair value basis.

Other characteristics of the Company supporting this classification is that there are multiple investments and many underlying investors. Additionally investors are not exclusively related parties and the underlying investment positions taken are commonly in the form of equity.



## 2. Income

	Year ended 30 April 2024 £'000	Year ended 30 April 2023 £'000
<b>Investment income*</b>		
UK dividend income	1,970	1,812
Overseas dividend income	797	662
	<b>2,767</b>	<b>2,474</b>
<b>Other income</b>		
Bank interest	42	62
Derivative income	606	507
Liquidity fund income	202	9
	<b>850</b>	<b>578</b>
<b>Total income</b>	<b>3,617</b>	<b>3,052</b>

\* All investments are designated at fair value through profit or loss on initial recognition, therefore all investment income arises on investments at fair value through profit or loss.

A number of UK quoted investments are domiciled in other countries for tax purposes.

## 3. Other expenses

	Year ended 30 April 2024			Year ended 30 April 2023		
	Revenue £'000	Capital £'000	Total £'000	Revenue £'000	Capital £'000	Total £'000
Directors' remuneration (excluding NIC)	161	–	161	146	–	146
Auditor's remuneration (excluding VAT):						
– Fee for the audit of the Company's Annual Report	42	–	42	40	–	40
Other expenses*	299	4	303	270	8	278
	<b>502</b>	<b>4</b>	<b>506</b>	<b>456</b>	<b>8</b>	<b>464</b>

\* Other expenses include stock exchange listing fees, Directors' insurance, AIC membership fees, administration fees, registrar's fees, corporate broker fee, depositary fees, professional fees, and printing/postage.

## 4. Finance costs

	Year ended 30 April 2024			Year ended 30 April 2023		
	Revenue £'000	Capital £'000	Total £'000	Revenue £'000	Capital £'000	Total £'000
CFD finance costs	205	818	1,023	96	385	481
Intercompany loan finance cost*	37	149	186	18	72	90
Bank overdraft interest*	5	19	24	1	4	5
<b>Finance costs</b>	<b>247</b>	<b>986</b>	<b>1,233</b>	<b>115</b>	<b>461</b>	<b>576</b>

\* Interest on financial liabilities that are not held at fair value through profit or loss.

## 5. Tax

### a) Tax charge for the year

	Year ended 30 April 2024			Year ended 30 April 2023		
	Revenue £'000	Capital £'000	Total £'000	Revenue £'000	Capital £'000	Total £'000
Irrecoverable overseas tax	131	–	131	101	–	101
	<b>131</b>	<b>–</b>	<b>131</b>	<b>101</b>	<b>–</b>	<b>101</b>

### b) Factors affecting the tax charge for the year

The tax charge for the year is higher than (2023: lower) the Company's applicable rate of corporation tax of 25.00% (2023: 19.50%).

The difference is explained below:

	Year ended 30 April 2024			Year ended 30 April 2023		
	Revenue £'000	Capital £'000	Total £'000	Revenue £'000	Capital £'000	Total £'000
Profit/(loss) before tax	2,713	15,098	17,811	2,327	(1,419)	908
Profit/(loss) on ordinary activities multiplied by the standard rate of UK corporation tax of 25.00% (2023: 19.50%)	678	3,775	4,453	454	(277)	177
Non-taxable capital (gains)/losses	–	(4,177)	(4,177)	–	65	65
Non-taxable UK dividends	(493)	–	(493)	(353)	–	(353)
Non-taxable overseas dividends	(199)	–	(199)	(129)	–	(129)
Unutilised management expenses	14	402	416	28	212	240
Irrecoverable overseas tax	131	–	131	101	–	101
	<b>131</b>	<b>–</b>	<b>131</b>	<b>101</b>	<b>–</b>	<b>101</b>

Starting 1 April 2023, corporation tax increased from 19% to 25%. The applicable tax rate for the year of 25% is the effective rate of tax for the year.

### c) Factors that may affect future tax charges

The Company has excess management expenses and surplus loan relationship deficits of £19,972,000 (2023: £19,918,000) that may be available to offset future taxable revenue. No deferred tax asset has been recognised in respect of these amounts as it is unlikely to be utilised in the foreseeable future.

## 6. Dividends paid and proposed

Set out below are the total dividends recognised in respect of the financial year ended 30 April 2024.

	Year ended 30 April 2024 £'000	Year ended 30 April 2023 £'000
2023 final dividend of 3.87p per ordinary share (2022: 3.46p)	1,267	1,140
2024 interim dividend of 2.54p per ordinary share (2023: 2.33p)	831	766
	<b>2,098</b>	<b>1,906</b>

Dividends are recognised in the period in which they are due to be paid and are shown through the Statement of Changes in Equity. Therefore, the Statement of Changes in Equity for the year ended 30 April 2024 reflects the final dividend for the year ended 30 April 2023 which was paid on 29 September 2023. For the year ended 30 April 2024, a first interim dividend of 2.54p has been paid on 31 January 2024 and a final dividend of 4.26p has been proposed for payment on 25 October 2024. The final dividend is proposed for approval by the shareholders at the forthcoming AGM.

Set out below are the total dividends paid/proposed in respect of the financial year ended 30 April 2024.

	Year ended 30 April 2024 £'000	Year ended 30 April 2023 £'000
First interim dividend of 2.54p per ordinary share (2023:2.33p)	831	766
Final dividend of 4.26p per ordinary share (2023: 3.87p)	1,394	1,267
	<b>2,225</b>	<b>2,033</b>

## 7. Earnings/(loss) per share

The revenue earnings per ordinary share is based on the revenue profit for the year of £2,582,000 (2023: £2,226,000) and on 32,713,342 (2023: 33,033,940) ordinary shares, being the weighted average number of ordinary shares, excluding Treasury Shares, in issue during the year.

The capital gain per ordinary share is based on the capital gain for the year of £15,187,000 (2023: £1,419,000 capital loss) and on 32,713,342 (2023: 33,033,940) ordinary shares, being the weighted average number of ordinary shares, excluding Treasury Shares, in issue during the year.

## 8. Non-current assets – investments

	2024 £'000	2023 £'000
Opening book cost	113,070	119,956
Opening fair value adjustment	(3,091)	(344)
<b>Opening valuation</b>	<b>109,979</b>	<b>119,612</b>
<b>Movements in year:</b>		
Purchases at cost	30,557	24,959
Sales – proceeds	(20,761)	(29,950)
Gains/(losses) on investments (excluding subsidiaries)	12,977	(4,642)
<b>Closing valuation</b>	<b>132,752</b>	<b>109,979</b>
Closing book cost	119,036	113,070
Closing fair value adjustment	13,716	(3,091)
	<b>132,752</b>	<b>109,979</b>

Gains on investments recognised in the Statement of Comprehensive Income (on page 49) totalling £13,261,000 (2023: losses of £4,609,000) is comprised of net realised losses on investments of £3,830,000 (2023: £1,895,000), increases in fair value gains on investments of £16,807,000 (2023: losses of £2,747,000) and increases in fair value gains on subsidiaries of £284,000 (2023: £33,000).

The Company received £20,761,000 (2023: £29,950,000) from investments sold in the year. The book cost of these investments when they were purchased was £24,591,000 (2023: £31,845,000). These investments have been revalued over time and until they were sold any unrealised gains/losses were included in the fair value of the investments.

For level 3 investments held within the investment portfolio, the market risk sensitivity disclosures in note 19 on page 62 provide the disclosures required by IFRS 13, where alternative fair values can be derived from the application of reasonable alternative inputs.

### Transaction costs

Included in purchases at cost and proceeds from sales are the following transaction costs:

	2024 £'000	2023 £'000
Purchases	118	107
Sales	4	8
	<b>123</b>	<b>115</b>

## 9. Derivatives

### (a) Valuation of derivatives

	2024			2023		
	Fair value current assets £'000	Fair value current liabilities £'000	Gross exposure £'000	Fair value current assets £'000	Fair value current liabilities £'000	Gross exposure £'000
Contracts for difference	6	(220)	19,109	1,925	(106)	21,763
Forward currency contracts	–	(7)	(7)	262	–	262
	<b>6</b>	<b>(227)</b>	<b>19,102</b>	<b>2,187</b>	<b>(106)</b>	<b>22,025</b>

### (b) Movements in derivatives

	2024			2023		
	Contracts for difference £'000	Forward currency contracts £'000	Total £'000	Contracts for difference £'000	Forward currency contracts £'000	Total £'000
Opening fair value	1,819	262	2,081	466	(282)	184
<b>Opening valuation</b>	<b>1,819</b>	<b>262</b>	<b>2,081</b>	<b>466</b>	<b>(282)</b>	<b>184</b>
<b>Movements in year:</b>						
Closed contracts – proceeds (receivable)/payable	(5,173)	(640)	(5,813)	(3,071)	834	(2,237)
– realised gains/(losses)	5,173	640	5,813	3,071	(834)	2,237
(Decrease)/increase in fair value	(2,033)	(269)	(2,302)	1,353	544	1,897
<b>Closing valuation</b>	<b>(214)</b>	<b>(7)</b>	<b>(221)</b>	<b>1,819</b>	<b>262</b>	<b>2,081</b>
<b>Closing fair value</b>	<b>(214)</b>	<b>(7)</b>	<b>(221)</b>	<b>1,819</b>	<b>262</b>	<b>2,081</b>

CFD transaction costs on positions opened and closed during the year amounted to £6,000 (2023: £3,000).

## 10. Investment in subsidiary undertakings

	% of ordinary share capital held	Principal activity	Registered Office	Country of incorporation and operation
Alpha Securities Trading Limited	100	Investment dealing	57-59 St James's Street, London, SW1A 1LD	England and Wales

Investment in the subsidiary undertaking is held at fair value, which is deemed to be its net assets. It holds a portfolio of listed investments for short term appreciation which are measured at their quoted bid prices.

	2024 £'000	2023 £'000
Historic book cost of investment in subsidiary undertaking	–	–
Opening fair value adjustment	4,264	4,231
Opening valuation	4,264	4,231
Increase in fair value adjustment	284*	33
<b>Closing valuation</b>	<b>4,548</b>	<b>4,264</b>

\* This figure includes a £5,000 prior period adjustment.

See note 1(p) for further details on consolidation.

## 11. Significant interests

At 30 April 2024, the Company held shares amounting to 3% or more of the nominal value of any class of share capital of the following companies, not being participating interests.

	<b>Class Held</b>	<b>% of class held</b>
Hardlyever	Ordinary	18.82%
Hornby	Ordinary	9.51%
Singer Capital Markets	Ordinary	5.58%

These investments are held by the Company at fair value through profit or loss as part of a portfolio of investments rather than as a medium through which the Company carries out its business. The Company is not considered to have significant influence through its voting rights nor does it hold any board representatives and therefore these investments are not considered associated nor related undertakings of the Company.

## 12. Other receivables

	<b>2024</b>	<b>2023</b>
	<b>£'000</b>	<b>£'000</b>
Amounts due from brokers	–	1,512
Prepayments and accrued income	883	628
Taxation recoverable	20	13
Variation margin receivable	687	55
	<b>1,590</b>	<b>2,208</b>

## 13. Cash and cash equivalents

	<b>2024</b>	<b>2023</b>
	<b>£'000</b>	<b>£'000</b>
Amounts held at futures clearing houses and brokers	–	37
Cash and bank balances	102	587
Northern Trust Global Liquidity Fund	1,583	7,029
	<b>1,685</b>	<b>7,653</b>

## 14. Other payables

	<b>2024</b>	<b>2023</b>
	<b>£'000</b>	<b>£'000</b>
Amounts due to brokers	–	475
Accrued investment management fee	274	261
Accrued other expenses	182	146
Variation margin payable	415	10
Amounts due to subsidiary undertakings	3,873	3,546
	<b>4,744</b>	<b>4,438</b>

## 15. Share capital

### (a) Share capital

	2024 Shares	2024 £'000	2023 Shares	2023 £'000
<b>Allotted, called up and fully paid:</b>				
Ordinary shares of 1p each	32,713,152	327	32,734,908	327
Ordinary shares of 1p each held in treasury	4,547,322	46	4,525,566	46
	<b>37,260,474</b>	<b>373</b>	<b>37,260,474</b>	<b>373</b>

### (b) Ordinary shares

	Shares	£'000
<b>Movements in ordinary shares during the year:</b>		
Ordinary shares in issue on 1 May 2023	32,734,908	327
Repurchase of ordinary shares into treasury	(21,756)	–
<b>Ordinary shares in issue on 30 April 2024</b>	<b>32,713,152</b>	<b>327</b>

The movements in ordinary shares held in treasury during the year are as follows:

	2024 Shares	2024 £'000	2023 Shares	2023 £'000
<b>Balance brought forward</b>	4,525,566	46	3,505,800	35
Repurchases of ordinary shares	21,756	–	1,019,766	11
<b>Balance carried forward</b>	<b>4,547,322</b>	<b>46</b>	<b>4,525,566</b>	<b>46</b>

During the year ended 30 April 2024, the Company repurchased 21,756 shares into treasury (2023: 1,019,766).

There were no subscription shares in issue at 30 April 2024 (2023: nil).

## 16. Retained earnings – capital

	Capital reserve – realised £'000	Capital reserve – unrealised £'000	Total capital reserve £'000
<b>Balance at 1 May 2023</b>	<b>110,047</b>	<b>(13,712)</b>	<b>96,335</b>
Increase in fair value adjustment	–	14,789	14,789
Net gain on realisation of investments and derivatives	1,982	–	1,982
Currency losses on capital items	(64)	–	(64)
Costs charged to capital (net of tax relief)	(1,609)	–	(1,609)
Transfer between reserves	8,816	(8,816)	–
<b>Balance at 30 April 2024</b>	<b>119,172</b>	<b>(7,739)</b>	<b>111,433</b>
<b>Balance at 1 May 2022</b>	<b>95,149</b>	<b>2,605</b>	<b>97,754</b>
Decrease in fair value adjustment	–	(817)	(817)
Net gain on realisation of investments and derivatives	342	–	342
Currency gains on capital items	140	–	140
Costs charged to capital (net of tax relief)	(1,084)	–	(1,084)
Transfer between reserves	15,500	(15,500)	–
<b>Balance at 30 April 2023</b>	<b>110,047</b>	<b>(13,712)</b>	<b>96,335</b>

All investments are designated as fair value through profit or loss at initial recognition and all gains and losses arise on investments designated as fair value through profit or loss. Where investments are considered to be readily realisable for cash, the fair value gains and losses, recognised in these financial statements are treated as realised. All other fair value gains and losses are treated as unrealised.

## 17. Net asset value per ordinary share

The net asset value per share is based on the net assets of £135,329,000 (2023: £119,817,000) and on 32,713,152 (2023: 32,734,908) ordinary shares, being the number of ordinary shares in issue at the year end, excluding Treasury Shares.

## 18. Financial commitments

At 30 April 2024, the Company did not have any financial commitments which had not been accrued (2023: nil).

## 19. Financial instruments

As detailed on page 2, the principal investment objective of the Company is to provide long-term capital and income growth over the longer term and to achieve a growing dividend stream.

The Company's financial instruments comprise equities, derivatives, cash balances, as well as debtors and creditors that arise from its operations. These are held in accordance with its investment policy. The principal risks the Company faces are: (i) market price risk (comprising currency risk, interest rate risk and other price risk); (ii) liquidity risk; and (iii) credit risk.

### (i) Market price risk

Market risk, which includes, currency, interest rate and other price risk, arises mainly from uncertainty about future values of financial instruments held in the Company's investment portfolio. It is the Board's policy that the Company should maintain an appropriate spread of investments in the portfolio to seek to reduce the risks arising from factors specific to a particular company or sector.

The day-to-day management of the portfolio is the responsibility of the Investment Manager, in accordance with the Company's investment policy. This includes ongoing detailed analysis of existing and potential investee companies. No derivatives or hedging instruments are used to manage market risk. The Board monitors the Company's overall market positions on a regular basis.

Details of the investments at 30 April 2024 are disclosed in the investment portfolio set out on pages 12 to 15.

### Currency risk

The portfolio has a number of investments denominated in currencies other than Sterling and the income and capital value of these can be affected by movements in exchange rates. The Company also operates a number of currency bank accounts and exchange gains or losses may arise as a result of the movement in the exchange rate between the date of the transaction and its settlement. Therefore, a proportion of the net assets that are not priced in Sterling may be covered by forward currency contracts, so that the Company's exposure to currency risk is reduced.

An analysis of the Company's currency exposure is detailed below:

	Investments at 30 April 2024 £'000	Net monetary assets at 30 April 2024 £'000	Total at 30 April 2024 £'000	Investments at 30 April 2023 £'000	Net monetary assets at 30 April 2023 £'000	Total at 30 April 2023 £'000
US Dollar	6,792	(4,089)	2,703	7,351	(4,121)	3,230
Euro	16,571	(8,038)	8,533	13,875	(5,792)	8,083
<b>Total</b>	<b>23,363</b>	<b>(12,127)</b>	<b>11,236</b>	<b>21,226</b>	<b>(9,913)</b>	<b>11,313</b>

### Currency sensitivity

A 5 per cent increase in Sterling against the relevant foreign currencies would have the effect of reducing the profit or loss and the net assets by £562,000 (2023: £566,000). A 5 per cent decrease in Sterling would have an equal and opposite effect.

### Interest rate risk

The majority of the Company's financial assets are non-interest bearing and therefore exposure to fair value interest rate fluctuations is limited.

### Floating rate

When the Company has cash balances these are maintained in an interest bearing account. The benchmark that determines the interest paid on the cash balances is the UK bank base rate, which was 5.25 per cent at 30 April 2024 (2023: 4.25 per cent).

### **Other price risk**

Other price risk is the risk that the value of an instrument will fluctuate as a result of changes in market prices (other than those relating to interest rate and credit risk), whether caused by factors specific to an investment or wider issues affecting the market generally. The value of equities is dependent on a number of factors arising from the performance of the individual company and also wider macro-economic matters. As part of the ongoing review of the portfolio, the Investment Manager monitors these factors. A 5 per cent increase in the value of the Company's investments would have an effect of increasing the net assets by £6,869,000 (2023: £5,712,000). A 5 per cent decrease would have an equal and opposite effect.

### **(ii) Liquidity risk**

This is the risk that the Company will encounter difficulty in meeting obligations associated with financial commitments.

A proportion of the Company's financial instruments include companies that are trading on AIM or are unquoted and these may not be readily realisable. As a result, the Company may not be able to realise some of its investments quickly at their fair value to meet any further liquidity requirements, or to respond to specific events such as deterioration in the creditworthiness of any particular issuer. The Company's investment strategy is to ensure that there are a sufficient number of investments that are readily realisable and can be sold to meet any funding requirements.

The AIFM has a liquidity management policy for the Company which is intended to ensure that the Company's investment portfolio maintains an appropriate level of liquidity in view of the Company's expected outflows, including share buybacks, dividends and operational expenses. This policy involves an assessment of the prices or values at which it expects to be able to realise its assets over varying periods in varying market conditions, taking into account the sensitivity of particular assets to particular market risks and other relevant factors. This requires the AIFM to identify and monitor investment in asset classes which are considered to be relatively illiquid. Illiquid assets of the Company are likely to include investments in unquoted companies. The majority of the Company's investment portfolio is invested directly in listed equities and is monitored on an ongoing basis to ensure that it is adequately diversified. The liquidity management policy is reviewed and updated, as required, on at least an annual basis.

There were no material changes to the liquidity management policy during the year ended 30 April 2024. In addition, none of the Company's assets are subject to any special arrangements linked to their liquidity.

### **(iii) Credit and counterparty risk**

This is the risk that a failure of a counterparty to a transaction to discharge its obligations under that transaction could result in the Company suffering a loss.

This risk is managed as follows:

- Where the Investment Manager makes an investment in a bond or other security with credit risk, that credit risk is assessed and then compared to the prospective investment return of the security in question.
- The Company's investments are held on its behalf by The Northern Trust Company, London Branch, the Company's custodian.
- Bankruptcy or insolvency of the custodian may cause the Company's rights with respect to securities held by the custodian to be delayed. The Investment Manager monitors the Company's risk by reviewing the custodian's internal control reports and reporting on its findings to the Board.
- Investment transactions are carried out with a large number of brokers whose creditworthiness is reviewed by the Investment Manager. Transactions are ordinarily undertaken on a delivery versus payment basis whereby the Company's custodian bank ensures that the counterparty to any transaction entered into by the Company has delivered on its obligations before any transfer of cash or securities away from the Company is completed.
- Transactions involving derivatives, and other arrangements wherein the creditworthiness of the entity acting as broker or counterparty to the transaction is likely to be of sustained interest, are subject to rigorous assessment by the Investment Manager of the creditworthiness of that counterparty.
- Cash is held at banks and in the liquidity fund that are regularly reviewed by the Investment Manager.

The Company is permitted to use one or more separate counterparties for derivative transactions. The Company may enter into transactions in over-the-counter ('OTC') markets that expose it to the credit of its counterparties and their ability to satisfy the terms of such contracts. Where the Company enters into derivative contracts, it will be exposed to the risk that the counterparty may default on its obligations to perform under the relevant contract. In the event of bankruptcy or insolvency of a counterparty, the Company could experience delays in liquidating the position and may incur significant losses. There may be a risk that a counterparty will be unable to meet its obligations with regard to the return of the collateral and may not meet other payments due to the Company. To minimise such risk, the Investment Manager will assess the creditworthiness of any counterparty that it engages. On a daily basis, the Investment Manager assesses the level of assets with each counterparty to ensure that the exposure is within the defined limits.



The derivatives are disclosed in the Portfolio of Investments and J.P. Morgan Securities Plc is the counterparty for forward currency contracts and contracts for difference. Aside from the custodian, the derivative counterparties and brokers where trades are pending settlement, there were no significant concentrations of credit and counterparty risk as at 30 April 2024 or 30 April 2023.

### Counterparty exposure

The types of derivatives held at the Statement of Financial Position date were contracts for difference and forward currency contracts.

Details of the individual contracts are disclosed separately in the Portfolio of Investments and the total position by counterparty and the collateral pledged, at the year end, were as follows:

	Contracts for difference £'000	Forward currency contracts £'000	Total net exposure £'000	Net collateral held/(pledged) £'000
<b>2024</b>				
JP Morgan	19,109	(7)	(221)	(280)
	Contracts for difference £'000	Forward currency contracts £'000	Total net exposure £'000	Net collateral held/(pledged) £'000
<b>2023</b>				
JP Morgan	21,763	262	2,081	(1,893)

### Fair value hierarchy

IFRS 7 'Financial Instruments: Disclosures' requires an entity to provide an analysis of investments held at fair value through profit and loss using a fair value hierarchy that reflects the significance of the inputs used in making the measurements of fair value. The hierarchy used to analyse the fair values of financial assets is set out below.

Level 1 – investments with quoted prices in an active market;

Level 2 – investments whose fair value are based directly on observable current market prices or are indirectly derived from market prices; and

Level 3 – investments whose fair value are determined using a valuation technique based on assumptions that are not supported by observable current market prices or are not based on observable market data.

The investments held at the Statement of Financial Position date fell in to the categories, Level 1, Level 2 and Level 3. The values in these categories are summarised as part of this note. Any investments that are delisted or suspended from a listed stock exchange are transferred from Level 1 to Level 3.

	2024		2023	
	Assets £'000	Liabilities £'000	Assets £'000	Liabilities £'000
Level 1	121,658	–	97,797	–
Level 2	6	(227)	2,187	(106)
Level 3	11,094	–	12,182	–
	<b>132,758</b>	<b>(227)</b>	<b>112,166</b>	<b>(106)</b>

### Market risk sensitivity

For Level 3 investments IFRS 7 requires that if the effect of changing one or more of the inputs to reasonably possible alternative assumptions would be to change the fair value significantly it should be disclosed. The information used in determination of the fair value of Level 3 investments is specific to each investee company and is in accordance with the methodologies set out in the accounting policies in Note 1(c). The key sensitivities of the fair value of level 3 investments is the earnings multiple when using the earnings based approach, the premium/discount adjustment when using the recent price of a transaction approach and the value of the underlying assets when using the net assets approach. The impact of adjusting the earnings multiple, the net assets and the calibrated price of recent investment bases would be as follows:

	Fair value of investments £'000	Average Variable input Sensitivity (%)	Impact £'000	% of NAV
<b>30 April 2024</b>				
Earnings multiple	1,069	+78, -27	+839, - 284	+0.6, -0.2
Net assets	3,592	+38, -12	1,381, -414	+1.0, -0.3
Calibrated price of recent investment	6,433	+25, -53	+1,608, -3,410	+1.2, -2.5

<b>30 April 2023</b>	<b>Fair value of investments £'000</b>	<b>Average Variable input Sensitivity (%)</b>	<b>Impact £'000</b>	<b>% of NAV</b>
Earnings multiple	1,158	+63, -48	+866, -658	+0.7, -0.5
Net assets	4,592	+18, -12	+1,795, -1,261	+1.5, -1.1
Calibrated price of recent investment	6,433	+25, -20	+1,608, -1,287	+1.3, -1.1

During the year, the following Level 3 investments were written down and reduced in value: Singer Capital Markets (£220,000).

## 20. Capital risk management

The capital of the Company is its share capital and reserves as set out in notes 15 and 16.

The objective of the Company is to achieve long-term capital and income growth by investing predominantly in listed companies. The Company's investment policy is set out in page 2. The Company's objectives, policies and procedures for managing capital are unchanged from the prior year.

In pursuit of the Company's objective, the Board has a responsibility for ensuring the Company's ability to continue as a going concern and details of the related risks and how they are managed are set out on pages 18 to 20. The Company has the ability to issue and buy back its shares and changes to the share capital during the year are set out in note 15. The Company does not have any externally imposed capital requirements.

The Company's gearing policy allows gearing of up to 25 per cent of assets and this level stood at 13.1% as at the year end (see page 73).

The Board, with the assistance of the Investment Manager, monitors and reviews the structure of the Company's capital on an ongoing basis. Such reviews include:

- the need to buy back equity shares, either for cancellation or to hold in treasury to assist discount management;
- the level of dividend distributions; and
- the level of gearing.

## 21. Events after the reporting period

As a consequence of company activities, the Company's investment in Rated People was written down by 40% from £500,000 at year end to £300,000.

## 22. Transactions with the Investment Manager and related parties

The amounts paid to the Investment Manager and amounts outstanding at the year end are disclosed on page 28 and in note 14, respectively.

However, the existence of an independent Board of Directors demonstrates that the Company is free to pursue its own financial and operating policies and therefore, under IAS 24: Related Party Disclosures, the Investment Manager is not considered to be a related party.

Fees payable during the year to the Directors and their interest in shares of the Company are considered to be related party transactions and are disclosed within the Directors Remuneration Report on pages 36 to 37.

All transactions with subsidiary undertakings were on an arm's length basis. During the year, transactions in securities between the Company and its subsidiary undertakings amounted to £nil (2023: £nil). The subsidiary did not pay a dividend to Artemis Alpha Trust plc during the year to 30 April 2024 (2023: £nil). Interest payable by Artemis Alpha Trust to Alpha Securities Trading in respect of the intercompany loan over the period is recognised based on Bank of England official Bank Rate.

## SHAREHOLDER INFORMATION (UNAUDITED)

---

### Notice of Annual General Meeting

NOTICE IS HEREBY GIVEN that the Annual General Meeting of Artemis Alpha Trust plc (the "Company") will be held at the offices of Artemis Fund Managers Limited, Cassini House, 57 St. James's Street, London SW1A 1LD at 10.00am on Thursday, 17 October 2024 for the purpose of transacting the following business:

#### Ordinary business

To consider and, if thought fit, to pass the following as ordinary resolutions:

- Resolution 1. To receive the Report of the Directors and audited Financial Statements for the year ended 30 April 2024.
- Resolution 2. To approve the Directors' Remuneration Report for the year ended 30 April 2024.
- Resolution 3. To approve a final dividend of 4.26 pence per ordinary share for the year ended 30 April 2024.
- Resolution 4. To re-elect Mr Duncan Budge as a Director of the Company.
- Resolution 5. To re-elect Mr John Ayton as a Director of the Company.
- Resolution 6. To re-elect Mr Jamie Korner as a Director of the Company.
- Resolution 7. To re-elect Mrs Victoria Stewart as a Director of the Company.
- Resolution 8. To re-elect Mr Tom Smethers as a Director of the Company.
- Resolution 9. To re-appoint Johnston Carmichael LLP as independent auditor of the Company to hold office from the conclusion of the meeting until the conclusion of the next general meeting at which financial statements are laid.
- Resolution 10. To authorise the Directors to determine the remuneration of Johnston Carmichael LLP.
- Resolution 11. That, in substitution for any existing authorities, the Directors be and are hereby generally and unconditionally authorised pursuant to section 551 of the Companies Act 2006 (the "Act") to exercise all the powers of the Company to allot Shares in the Company and to grant rights to subscribe for or to convert any security into shares in the Company:
- (i) up to an aggregate nominal value of £32,713 (approximately 10% of the aggregate nominal amount of the issued ordinary share capital as at 1 July 2024); provided that this authority shall expire

at the conclusion of the next annual general meeting of the Company to be held in 2025, unless previously revoked, varied or extended by the Company at a general meeting, save that this authority shall allow the Company to make offers or agreements before the expiry of this authority which would or might require relevant securities to be allotted after such expiry as if the authority conferred by this Resolution had not expired.

To consider and, if thought fit, to pass the following as special resolutions:

- Resolution 12. That, in substitution for any existing authority but without prejudice to the exercise of any authority prior to the date of the passing of this resolution, the Company be and is hereby generally and unconditionally authorised in accordance with section 701 of the Act to make market purchases (within the meaning of section 693 of the Act) of its fully paid issued ordinary shares for cancellation or to be held in treasury (either for retention for future re-issue, resale, transfer or cancellation), provided that:
- (a) the maximum aggregate number of ordinary shares hereby authorised to be purchased shall not exceed 4,903,701 or, if less, that number of ordinary shares which is equal to 14.99% of the issued ordinary share capital of the Company (excluding treasury shares) as at the date of this Resolution;
  - (b) the minimum price which may be paid for an ordinary share shall be 1 pence per share, being the nominal value thereof;
  - (c) the maximum price (excluding expenses) which may be paid for an ordinary share shall not exceed the higher of:
    - (i) 5% above the average of the middle market quotation (as derived from the Daily Official List of the London Stock Exchange) for the five business days immediately preceding the date on which the purchase is made; and
    - (ii) the higher of the price quoted for (a) the last independent trade of; and (b) the highest current independent bid for any number of shares on the trading venue where the purchase is carried out;

- (d) the authority hereby conferred shall expire at the conclusion of the Company's annual general meeting to be held in 2025 unless previously revoked, varied or extended by the Company at a general meeting; and
- (e) the Company may make a contract to purchase shares under the authority hereby conferred prior to the expiry of such authority and may make a purchase of shares pursuant to any such contract notwithstanding such expiry.

- (ii) otherwise than pursuant to paragraph (i) above up to an aggregate nominal value of £32,713 representing approximately 10% of the aggregate nominal amount of the issued ordinary share capital as at 1 July 2024.

Resolution 13. That, subject to the passing of Resolution 11 set out above, the Directors be and they are hereby authorised, pursuant to sections 570 and 573 of the Act to allot equity securities (as defined in Section 560 of the Act) (including the grant of rights to subscribe for, or to convert any securities into, ordinary shares in the capital of the Company and the sale of any ordinary shares held by the Company in treasury) wholly for cash as if section 561(1) of the Act did not apply to any such allotment, grant or sale provided that this power shall:

- (a) expire at the conclusion of the next annual general meeting of the Company to be held in 2025 unless previously revoked, varied or extended by the Company at a general meeting, save that the Company shall be entitled to make offers or agreements before the expiry of this authority which would or might require equity securities to be allotted after such expiry and the Directors may allot such equity securities pursuant to any such offer or agreement as if the power conferred hereby had not expired; and
- (b) be limited to the allotment of equity securities and/or the sale or transfer of treasury shares:
  - (i) in connection with an offer of such securities by way of rights to holders of ordinary shares on the register of members of the Company on a fixed record date in proportion (as nearly as may be practicable) to their respective holdings of ordinary shares but subject to such exclusions or other arrangements as the Directors may deem necessary or expedient in relation to treasury shares, fractional entitlements or any legal or practical problems arising under the laws of, or the requirements of, any territory or any regulatory or governmental body or authority or stock exchange; and

Resolution 14. That, a general meeting of the Company other than an annual general meeting may be called on not less than 14 clear days' notice provided that this authority shall expire at the conclusion of the next annual general meeting of the Company.

By order of the Board:

**Artemis Fund Managers Limited**  
Company Secretary

1 July 2024

*Registered Office:*  
Artemis Investment Management LLP  
Cassini House  
57-59 St James's Street  
London SW1A 1LD

## Notes:

### 1. Website giving information regarding the AGM

Information regarding the AGM, including the information required by section 311A of the Companies Act 2006, can be found at [artemisalphatrust.co.uk](http://artemisalphatrust.co.uk).

Any electronic address provided either in this notice of AGM or any related documents (including the Form of Proxy) to communicate with the Company may not be used for any purposes other than those expressly stated.

### 2. Entitlement to attend and vote

2.1 If you wish to attend the AGM in person, you should arrive at the venue for the meeting in good time to allow your attendance to be registered. It is advisable to have some form of identification with you as you may be asked to provide evidence of your identity prior to being admitted to the AGM. The Board may direct that persons wishing to attend any general meeting should submit to such searches or other security arrangements as the Board consider appropriate in the circumstances.

2.2 Shareholders are requested to exercise their proxy online or using the personalised paper proxy, as set out below.

2.3 To be entitled to vote at the AGM (and for the purpose of determining the votes that may be cast), members must be registered in the Company's register of members by close of business on Tuesday, 15 October 2024 (or if the meeting is adjourned, 48 hours prior to the adjourned meeting). No member shall, unless the Board otherwise decides, be entitled to vote in respect of any share held by him (either personally or by proxy) at any general meeting of the Company unless all calls or other sums presently payable in respect of those shares have been paid.

### 3. Forms of proxy

A personalised form of proxy will be sent to each registered member with the Annual Report and instructions on how to vote will be contained therein.

### 4. Appointment and revocation of proxies

4.1 Subject to any special terms as to voting upon which any shares may be issued, every member is entitled to appoint a proxy to exercise all or any of their rights to attend, speak and vote at the AGM. A proxy does not need to be a member of the Company. A proxy may only be appointed using the procedures set out in these notes and the notes on the Form of Proxy.

4.2 A member may appoint more than one proxy, provided each proxy is appointed to exercise rights attached to different shares. A member cannot appoint more than one proxy to exercise rights attached to the same shares. If a member wishes to appoint more than one proxy, they should contact the Company's registrar, Link Group ('the Registrar'), by email at [shareholderenquiries@linkgroup.co.uk](mailto:shareholderenquiries@linkgroup.co.uk) or call on 0371 664 0300 (calls are charged at the standard geographic rate and will vary by provider). Calls outside the United Kingdom will be charged at the applicable international rate. The Registrar is open between 9.00 a.m. – 5.30 p.m., Monday to Friday excluding public holidays in England and Wales.

4.3 If a member wishes a proxy to appoint their own choice of proxy (not the chairman of the AGM) and give their instructions directly to them, such an appointment can be made using the Form of Proxy or through CREST.

4.4 A member may instruct their proxy to abstain from voting on a particular resolution to be considered at the AGM by marking the "Vote Withheld" option in relation to that particular resolution when appointing their proxy. It should be noted that a vote withheld is not a vote in law, which means that the vote will not be counted in the calculation of the proportion of votes "For" or "Against" that particular resolution.

4.5 A member who wishes to change their proxy instruction must submit a new appointment of proxy in accordance with these notes. If a member requires another hard copy Form of Proxy to enable them to change their proxy instruction, they should contact the Registrar on either of the telephone numbers set out in note 4.2.

4.6 In order to revoke a proxy instruction, a member must inform the Company by sending a hard copy notice clearly stating their revocation of their proxy instruction to Link Group, PSX 1, Central Square, 29 Wellington Street, Leeds, LS1 4DL, or by hand during normal business hours only at the same address. In the case of a member that is a company, the revocation notice must be executed under its common seal or signed on its behalf by an officer, attorney or other person authorised to sign it. The revocation notice must be received by the Registrar not later than 10.00am on 15 October 2024.

4.7 A person who is not a member but has been nominated by a member to enjoy information rights does not have a right to appoint any proxies under the procedures set out in these notes and should read note 8 below.

### 5 Appointment of proxy

5.1 You may appoint a proxy via the internet by going to [www.signalshares.com](http://www.signalshares.com) and logging into your share portal account or registering for the share portal if you have not already done so (to register for the share portal, you will need your investor code as set out on your share certificate or alternatively contact the Registrar as set out in note 4.2). Appointment of a proxy via the share portal must be submitted by not later than 10.00am on 15 October 2024.

5.2 If you wish to complete a Form of Proxy by hand, this must be completed and delivered to Link Group, PSX 1, Central Square, 29 Wellington Street, Leeds, LS1 4DL as soon as possible and in any event so as to be received by the Registrar by not later than 10.00am 15 October 2024. In the case of a member which is a corporation, the Form of Proxy must be executed under its common seal or signed on its behalf by an officer, attorney or other person authorised to sign it. Any authority under which the Form of Proxy is signed (or a copy of such authority certified notarily or in some other way approved by the Board) must be included with the Form of Proxy.

5.3 If you have any queries in relation to the Form of Proxy or appointing a proxy via the internet please contact the Registrar.

5.4 Submission of a Proxy vote shall not preclude a member from attending and voting in person at the meeting in respect of which the proxy is appointed or at any adjournment thereof.

5.5 Unless otherwise indicated on the Form of Proxy, CREST, or any other electronic voting instruction, the proxy will vote as they think fit or, at their discretion or withhold from voting.

## **6. Appointment of proxy through CREST**

6.1 CREST members who wish to appoint a proxy or proxies for the AGM by utilising the CREST electronic proxy appointment service may do so by using the procedures described in the CREST Manual and Euroclear UK & International Limited's specifications to ensure a valid proxy appointment and/or instructions are submitted through the CREST service.

6.2 In order for a proxy appointment made via CREST to be valid, the proxy message must be:

- (i) properly authenticated in accordance with Euroclear UK & International Limited's specifications;
- (ii) contain the information required for such instruction, as described in the CREST Manual;
- (iii) Be received by the Registrar (ID RA10) by not later than 15 October 2024 (or if the meeting is adjourned, within 48 hours of the adjourned meeting or such other time as is specified by the Company in a notice of meeting).

For this purpose, the time of receipt will be taken to be the time from which the Registrar is able to retrieve the message by enquiry to CREST. Members and/or voting service providers using the CREST service should refer to the CREST manual for guidance on the practical limitations of CREST service and timings. The Board may treat as invalid a CREST proxy appointment or instruction in the circumstances set out in Regulations 35 (5) (a) of the Uncertificated Securities Regulations 2001.

## **7. Appointment of proxy by joint members**

In the case of joint holders, where more than one of the joint holders purports to appoint a proxy, only the appointment submitted by the most senior holder will be accepted. The first-named holder is considered the most senior for this purpose.

## **8. Corporate representatives**

Any corporation which is a member can, by a resolution of its board of directors or other governing body, authorise such person or persons as it thinks fit to act as its representative or representatives at the AGM.

## **9. Nominated persons**

Any person who receives this Notice as a person nominated under section 146 of the Companies Act to enjoy information rights (a Nominated Person) may, under an agreement with him/her and the registered member by whom they have been nominated, be entitled to be appointed (or have someone else appointed) as

proxy to vote at the AGM. If a Nominated Person does not have such a right or does not wish to exercise it, they may, under any such agreement, have a right to give instructions to the registered member as to the exercise of voting rights. Any queries with respect to your rights as a Nominated Person should be directed to the registered member.

## **10. Questions at the AGM**

The Board considers the AGM as an opportunity for shareholder engagement. Shareholders are also invited to submit any questions in advance of the AGM to [alpha.chairman@artemisfunds.com](mailto:alpha.chairman@artemisfunds.com). The Board will answer any question relating to the business being dealt with at the AGM unless it would be undesirable in the interests of the Company or if an answer to the question is already provided on the Company's website in the form of an answer to a question.

## **11. Publication of AGM results**

The results of voting will be made available on the Company's website as soon as possible following the AGM.

Should 20 per cent or more of votes be cast against a Board recommendation for a resolution, an explanation of what actions the Company intends to take to consult shareholders will be provided when announcing voting results. An update on views received from shareholders and actions taken will also be published no later than six months after the AGM together with a final summary in the next Annual Report.

## **12. Issued shares and total voting rights**

At 1 July 2024, the Company's issued share capital comprised 37,260,474 shares, of which 4,547,322 were held in treasury. Therefore, the total number of voting rights in the Company at 1 July 2024 was 32,713,152.

## **13. Voter disclosure obligations**

Any person holding 3 per cent or more of the total voting rights of the Company who appoints a person as their proxy will need to ensure that both they and their proxy complies with their respective disclosure obligations under the FCA's Disclosure Guidance and Transparency Rules. Should the members grant the chairman or any Director voting authority representing 3 per cent or more of the total voting rights of the Company, an appropriate disclosure will be released to the London Stock Exchange in accordance with the FCA's Disclosure Guidance and Transparency Rules.

## **14. Members' right to require circulation of resolution to be proposed at the meeting**

Members meeting the threshold requirements set out in the Act have the right to: (a) require the Company to give notice of any resolution which can properly be, and is to be, moved at the meeting pursuant to section 338 of the Act; and/or (b) include a matter in the business to be dealt with at the meeting, pursuant to section 338A of the Act.

## Information for Shareholders

### Buying shares in the Company

The Company's ordinary shares are traded on the London Stock Exchange and can be bought or sold through a stockbroker. The Company is also a qualifying investment trust for ISA purposes.

### Company numbers:

London Stock Exchange (SEDOL) number: 0435594

ISIN number: GB0004355946

Reuters code: ATS.L

Bloomberg code: ATS:LN

LEI: 549300MQXY2QXEIL3756

GIIN: PIK2NS.00002.SF.826

### Shareholder enquiries

All administrative enquiries relating to shareholder queries concerning holdings, dividend payments, notification of change of address, loss of certificate or to be placed on a mailing list should be addressed to the Company's registrars at: Link Group, 10th Floor, Central Square, 29 Wellington Street, Leeds, LS1 4DL or by calling 0371 664 0300 calls are charged at the standard geographic rate and will vary by provider. Calls outside the United Kingdom will be charged at the applicable international rate. The Registrar is open between 9.00 a.m. – 5.30 p.m., Monday to Friday excluding public holidays in England and Wales).

If you would like to receive dividend payments directly into your bank account, please contact the Company's registrar at the address above.

### Dividend reinvestment plan (the "Plan")

Shareholders are able to re-invest their cash dividends using the Plan operated by Link Asset Services. To find out more about the Plan, please contact Link Group at: Shareholder Enquiries, Link Group, 10th Floor, Central Square, 29 Wellington Street, Leeds, LS1 4DL or by calling 0371 664 0300 calls are charged at the standard geographic rate and will vary by provider. Calls outside the United Kingdom will be charged at the applicable international rate. The Registrar is open between 9.00 a.m. – 5.30 p.m., Monday to Friday excluding public holidays in England and Wales).

### Financial advisers

The Company currently conducts its affairs so that the shares in issue can be recommended by financial advisers to ordinary retail investors in accordance with the Financial Conduct Authority's ("FCA's") rules in relation to non-mainstream investment products and intends to do so for the foreseeable future. The shares are excluded from the FCA's restrictions which apply to non-mainstream investment products because they are shares in an investment trust.

### Further information on the Company

The Company's net asset value is calculated daily and released to the London Stock Exchange. The share prices are listed in the Financial Times and also on the TrustNet website (trustnet.com). Up-to-date information can be found on the website (artemialphatrust.co.uk), including a factsheet which is updated monthly. Shareholders can also contact the Chairman to express any views on the Company or to raise any questions they have using the email address alpha.chairman@artemisfunds.com.

### Taxation

For capital gains purposes, the cost of the Company's ordinary shares at 31 March 1982 was 13.22 pence per share.

### AIC

The Company is a member of The Association of Investment Companies ("AIC") which publishes monthly statistics on the majority of investment trusts. Further details can be obtained by contacting the AIC on 020 7282 5555 or at its website theaic.co.uk.

### AIFMD disclosures

A number of disclosures are required to be made under the AIFMD as follows:

- Information in relation to the leverage of the Company is provided in the Strategic Report on page 16.
- Details of the Company's principal risks and their management are provided in the Strategic Report on pages 18 to 20.
- Details of the monitoring undertaken of the liquidity of the portfolio is provided in note 19 in the notes to the financial statements.
- The Investment Manager requires prior Board approval to:
  - (i) enter into any stocklending agreements;
  - (ii) to borrow money against the security of the Company's investments; or
  - (iii) create any charges over any of the Company's investments.
- Details of the Company's strategy and policies, administration arrangements and risk management and monitoring, required to be made available to investors in the Company before they invest, are available at artemialphatrust.co.uk.

Any material changes to this information is required to be reported in the Company's Annual Report. There have been no material changes from the prior year to the information above which requires disclosure to shareholders.

## **Remuneration**

Artemis operates its remuneration policies and practices at a group level which includes both Artemis Investment Management LLP and its subsidiary AFML. Details of the group remuneration policies are available on Artemis' website [artemisfunds.com](http://artemisfunds.com). Remuneration levels are set to attract, retain and motivate talented partners and staff and align the long term interests of partners and staff with those of our clients.

The remuneration policies which apply to all partners and staff across the group are overseen by the Remuneration Committee. The members of the Remuneration Committee are all nonexecutive officers. The Remuneration Committee is responsible for setting and overseeing the implementation of Artemis' remuneration policy, including approving the remuneration of partners and other senior staff. The Remuneration Committee will regularly review the remuneration policy to ensure it remains appropriate. The Remuneration Committee considers inputs from Artemis' Risk and Compliance function when reviewing remuneration issues, including any risk adjustments or controls considered necessary.

The Artemis remuneration period runs from 1 January to 31 December. Certain partners and staff are classified as 'Identified Staff' as their professional activities have a material impact on the risk profile of the firm. The payment of some of their variable remuneration (which may include profit share for partners) is deferred. Further, Artemis has the ability to reduce all or part of deferred variable remuneration that has been previously allocated to identified staff before the end of the vesting period both (a) before the end of the vesting period and (b) within two years following the payment of any elements of variable remuneration.

No staff are employed by AFML directly but are employed and paid by other entities of Artemis. Artemis has apportioned the total amount of remuneration paid to all 232 Artemis partners and staff in respect of AFML's duties performed based on the number of funds. It has estimated that the total amount of remuneration paid in respect of duties for the Company for the year ended 31 December 2023 is £916,539 of which £422,204 is fixed remuneration and £494,335 is variable remuneration.

The aggregate amount of remuneration paid to Identified Staff that is attributable to duties for the Company for the year ended 31 December 2023 is £331,326. Identified Staff are those senior individuals whose managerial responsibilities or professional activities could influence, and have a material impact on, the overall risk profile of each regulated entity and the funds it manages. This includes the members of Artemis' Management and Executive Committees, certain fund managers and others in specified roles. This includes certain individuals who are partners in Artemis Investment Management LLP.

## **Common reporting standard**

The Organisation for Economic Co-operation and Development's Common Reporting Standard for Automatic Exchange of Financial Account Information (the 'Common Reporting Standard') requires the Company to provide information annually to HM Revenue & Customs ("HMRC") on the tax residencies of those certificated shareholders that are tax resident in countries outwith the UK that have signed up to the Common Reporting Standard.

All new shareholders, excluding those whose shares are held in CREST, will be sent a certification form by the Registrar to complete. Existing shareholders may also be contacted by the Registrar should any extra information be needed to correctly determine their tax residence.

Failure to provide this information may result in the holding being reported to HMRC.

For further information, please see HMRC's Quick Guide: Automatic Exchange of Information – information for account holders; [gov.uk/guidance/exchange-of-information-account-holders](http://gov.uk/guidance/exchange-of-information-account-holders).

## **Data protection**

The Company is committed to ensuring the protection of any personal data provided to them. Further details of the Company's privacy policy can be found on the Company's website at [artemisalphatrust.co.uk](http://artemisalphatrust.co.uk).

## **Reporting calendar**

### **Year end**

30 April

### **Results announced**

Interim: December

Annual: July

### **Dividends payable**

January and October

### **Annual General Meeting**

October



## Securities Financing Transactions Regulation (“SFTR”)

As at 30 April 2024, the Trust may enter into contracts for difference (“CFD”) presenting the same characteristics as total return swaps within the meaning of Regulation (EU/2015/2365) on transparency of securities financing transactions and of reuse (the “SFT Regulation”).

### Global Data

Amounts of assets engaged in SFT as at 30 April 2024:

SFT Type	Currency	Absolute Market Value (Local)	Absolute Market Value £	% of Net Assets
Contracts for difference	EUR	3,500	2,989	0.00%
Contracts for difference	GBP	64,426	64,426	0.05%
Contracts for difference	USD	183,700	146,708	0.11%
		<b>251,626</b>	<b>214,123</b>	<b>0.16%</b>

### Concentration Data

Counterparty (EUR)	Counterparty's country of incorporation	Market Value £	% of Net Assets
J.P. Morgan Securities PLC	United Kingdom	2,989	0.00%
<b>Counterparty (GBP)</b>			
J.P. Morgan Securities PLC	United Kingdom	64,426	0.05%
<b>Counterparty (USD)</b>			
J.P. Morgan Securities PLC	United Kingdom	146,708	0.11%

### Aggregate Transaction Data

Maturity (EUR)	< 1 day	1 day – 1 week	1 week – 1 month	1-3 months	3 months – 1 year	> 1 year	Open Maturity
Contracts for difference (£)	–	–	–	–	2,989	–	–
<b>Maturity (GBP)</b>							
Contracts for difference (£)	–	–	–	–	44,800	19,626	–
<b>Maturity (USD)</b>							
Contracts for difference (£)	–	–	–	–	146,708	–	–

### Collateral

The Trust engages in activities which may require collateral to be provided to a counterparty (‘collateral pledged’) or may hold collateral received (‘collateral held’) from a counterparty.

All cash held or pledged as collateral has an open maturity tenor as it is not subject to a contractual maturity date

Currency	Collateral Pledged £
UK Sterling	280,000

### Reuse of Collateral

There is no collateral received by the Trust in relation to contracts for difference.

### Safekeeping

There is no collateral received by the Trust in relation to contracts for difference.

### Return and Cost Analysis

Returns and costs for contracts for difference are received/borne by the Trust. The monetary amounts are disclosed in the Statement of comprehensive income as ‘Net gains on derivatives’, Note 2: Income as ‘Derivative income’ and Note 4: Finance costs as ‘CFD finance costs’.

## Glossary

### Administrator

Is an entity that provides certain services to support the operation of an investment fund or investment company. These services include, amongst other things, settling investment transactions, maintaining accounting books and records and calculating daily net asset values. For the Company, Northern Trust is the administrator.

### Alternative Investment Fund Managers Directive (AIFMD)

Is a European Union directive that applies to certain types of investment funds, including investment companies.

### Alternative Investment Fund Manager (AIFM)

Is an entity that provides certain investment services, including portfolio and risk management services. For the Company, Artemis Fund Managers Limited is the AIFM.

### Alternative Performance Measure ('APM')

An alternative performance measure is a financial measure of historical or future financial performance, financial position, or cash flows, other than a financial measure defined or specified in the applicable financial reporting framework.

### Banker and Custodian

Is a bank that is responsible for holding an investment fund's or investment company's assets and securities and maintaining their bank accounts. For the Company, Northern Trust is the banker and custodian.

### Contracts for Difference ("CFDs")

CFDs are derivative instruments which provide exposure to underlying equities.

CFDs provide investors with the benefits and risks of owning a security without actually owning it. There is no delivery of physical goods or securities, which means that CFDs are generally regarded as an easier method of settlement because losses and gains are paid in cash.

### Depository

Is a financial institution that provides certain fiduciary services to investment funds or investment companies. The AIFMD requires that investment funds and investment companies have a depository appointed to safe-keep their assets and oversee their affairs to ensure that they comply with obligations in relevant laws and constitutional documents. For the Company, Northern Trust is the depository.

### Discount/premium

If the share price of an investment trust is lower than the net asset value per share, the shares are said to be trading at a discount. The size of the discount is calculated by subtracting the share price from the net asset value per share and is usually expressed as a percentage of the net asset value per share. If the share price is higher than the net asset value per share, the shares are said to be trading at a premium.

### Gearing

Gearing is the process whereby changes in the total assets of a company have an exaggerated effect on the net assets of that company's ordinary shares due to the use of borrowings.

The Company's position is set out below:

	2024 £'000	2023 £'000
Net assets	135,329	119,817
Gross exposure of CFDs	19,109	21,763
Net cash and cash equivalents	(1,405)	(5,723)
	153,033	135,857
Net assets	135,329	119,817
<b>Net gearing</b>	<b>13.1%</b>	<b>13.4%</b>
<b>Net cash</b>	<b>0.0%</b>	<b>0.0%</b>

### Leverage

Leverage is defined in the AIFMD as any method by which an AIFM increases the exposure of an Alternative Investment Fund it manages, whether through borrowing of cash or securities, or leverage embedded in derivative positions or by any other means.

There are two measures of calculating leverage:

- the gross method, which does not reduce exposure for hedging; and
- the commitment method, which reduces exposure for hedging.

### Net asset value

Net asset value represents the total value of the Company's assets less the total value of its liabilities and is normally expressed on a per share basis.

### Ongoing charges

Total expenses (excluding finance costs and taxation) incurred by the Company as a percentage of average net asset values.

	2024 £'000	2023 £'000
Investment management fee	774	769
Other expenses	506	464
Total expenses	1,280	1,233
<b>Average net assets</b>	<b>121,189</b>	<b>114,340</b>
<b>Ongoing charges</b>	<b>1.06%</b>	<b>1.08%</b>

Ongoing charges are based on expenses over the prior twelve month period and so may be slightly different to the arithmetic calculation.

Ongoing charges are calculated using the methodology recommended by the AIC.

## Total return

The total return on an investment is made up of capital appreciation (or depreciation) and any income paid out (which is deemed to be reinvested) by the investment. Measured over a set period, it is expressed as a percentage of the value of the investment at the start of the period.

### *Net asset value total return for the year ended*

	2024	2023
Opening net asset value	366.02p	367.65p
Closing net asset value	413.68p	366.02p
Dividends paid	6.41p	5.79p
	<b>15.1%</b>	<b>1.3%</b>

### *Share price total return for the year ended*

	2024	2023
Opening share price	319.00p	329.00p
Closing share price	351.00p	319.00p
Dividends paid	6.41p	5.79p
	<b>12.3%</b>	<b>(1.2)%</b>

The total returns percentages assume that dividends paid out by the Company are re-invested into shares at the value on the ex-dividend date and so the figure will be slightly different to the arithmetic calculation.

## Investment manager, company secretary and advisers

### Registered office

Artemis Alpha Trust plc  
Artemis Investment Management LLP  
Cassini House  
57-59 St James's Street  
London SW1A 1LD

An investment company as defined under Section 883 of the Companies Act 2006.

Registered in England Number: 253644

Website: [artemisalphatrust.co.uk](http://artemisalphatrust.co.uk)

Email: [alpha.chairman@artemisfunds.com](mailto:alpha.chairman@artemisfunds.com)

### Investment Manager, Alternative Investment Fund Manager and Company Secretary

Artemis Fund Managers Limited  
Cassini House  
57-59 St James's Street  
London SW1A 1LD

The Investment Manager is authorised and regulated by the Financial Conduct Authority, 12 Endeavour Square, London E20 1JN.

Tel: 0800 092 2051

Email: [investor.support@artemisfunds.com](mailto:investor.support@artemisfunds.com)

### Registrar

Link Group  
Central Square  
29 Wellington Street  
Leeds LS1 4DL

Shareholder enquiries: 0371 664 0300 calls are charged at the standard geographic rate and will vary by provider. Calls outside the United Kingdom will be charged at the applicable international rate. The Registrar is open between 9.00 a.m. – 5.30 p.m., Monday to Friday excluding public holidays in England and Wales).

### Administrator

The Northern Trust Company, London Branch  
50 Bank Street  
Canary Wharf  
London E14 5NT

### Banker & custodian

The Northern Trust Company, London Branch  
50 Bank Street  
Canary Wharf  
London E14 5NT

### Depository

Northern Trust Investor Services Limited  
50 Bank Street  
Canary Wharf  
London E14 5NT

### Independent auditor

Johnston Carmichael LLP  
7-11 Melville Street  
Edinburgh EH3 7PE

### Tax adviser

Ernst & Young LLP  
Atria One  
144 Morrison Street  
Edinburgh EH3 8EX

### Solicitors

Dickson Minto W.S.  
Broadgate Tower  
Primrose Street  
London EC2A 2EW

### Broker

Singer Capital Markets Advisory LLP  
One Bartholomew Lane  
London EC2N 2AX

An investment company as defined under section 833 of the Companies Act 2006.

Registered in England No. 253644

---

**Artemis Fund Managers Limited**

Cassini House, 57 St James's Street, London SW1A 1LD  
6th floor, Exchange Plaza, 50 Lothian Road, Edinburgh EH3 9BY

**Sales Support** 0800 092 2051

**Facsimile** 020 7399 6498

**Fund Service Centre** 0800 092 2051

**Facsimile** 020 7643 3708

**Website** [www.artemisfunds.com](http://www.artemisfunds.com)

---

