



Stewart Investors Worldwide Sustainability Fund Class B GBP

a subfund of First State Investments ICVC (the Company) – Fund Factsheet

30 April 2019

Investment objective and policy

The Fund aims to grow your investment.

The Fund invests in shares of companies around the world. The Fund may invest in both developed and emerging market countries (countries that typically have lower than average income and standards of governance than developed markets). The Fund invests in companies which are positioned to benefit from, and contribute to, the sustainable development of the countries in which they operate. Investment decisions around sustainability are based on three key points: Identifying companies who manage sustainability risks and opportunities and those with a positive sustainability impact; Inclusion of environmental, social and corporate governance matters in investment research; Engaging directly with companies on identified sustainability issues.

Fund Information

Fund Launch Date	01 November 2012
Share Class Launch Date	22 January 2013
Fund Size (£m)	387.7
UK's Investment Association Sector	Global
Benchmark	MSCI AC World Index
Number of holdings	48
Fund Manager(s)	Nick Edgerton/David Gait
Available as ISA	Yes, subject to ISA limits
Minimum Investment	£1,000/£50 per month*
Initial charge	0%*
Ongoing Charges †	0.89%
Share Type	Income
Sedol	B8319S6
ISIN	GB00B8319S60
Research Rating‡	Morningstar®:Silver Square Mile:A RSM:Rated
Fund Yield	0.6%

Annual Performance (% in GBP) to 30 April 2019

Period	12 mths to 30/04/19	12 mths to 30/04/18	12 mths to 30/04/17	12 mths to 30/04/16	12 mths to 30/04/15
Fund return	10.0	5.0	30.0	6.4	13.7
Benchmark return	11.0	7.2	30.4	-1.0	18.1

Cumulative Performance (% in GBP) to 30 April 2019

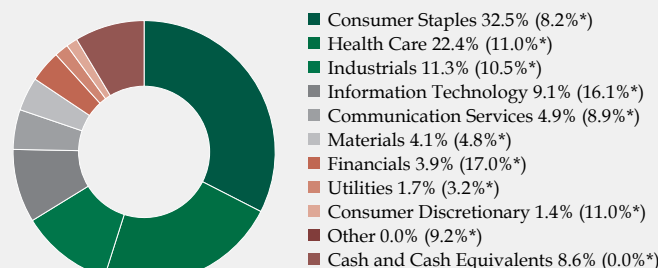
Period	3 mths	6 mths	1 yr	3 yrs	5 yrs	10 yrs	Since Inception
Fund return	8.5	8.5	10.0	50.2	81.8	-	108.0
Benchmark return	8.4	7.2	11.0	55.2	81.3	-	105.5

These figures refer to the past. Past performance is not a reliable indicator of future results. For investors based in countries with currencies other than GBP, the return may increase or decrease as a result of currency fluctuations.

Ten Largest Holdings

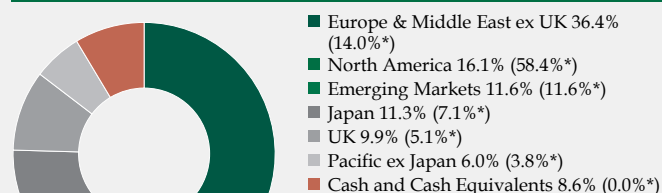
Stock name	%	Stock name	%
Unilever PLC	8.1	Ain Holdings	3.7
Henkel AG & Co. KGaA	4.9	Deutsche Telekom AG	3.4
Cerner Corporation	4.6	Tata Consultancy Serv. Ltd	3.3
Beiersdorf AG	4.2	Unicharm Corporation	3.1
Merck KGaA	3.9	Novo Nordisk A/S Class B	3.0

Sector Breakdown



*Index Weight

Regional Breakdown



*Index Weight

Sector and Regional classifications provided by Factset and Stewart Investors.

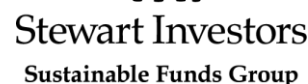
Cash Equivalents may include T-Bills.

All performance data for the Stewart Investors Worldwide Sustainability Fund Class B (Income) GBP as at 30 April 2019. Source for fund - Lipper IM / Stewart Investors. Performance data is calculated on a net basis by deducting fees incurred at fund level (e.g. the management and administration fee) and other costs charged to the fund (e.g. transaction and custody costs), save that it does not take account of initial charges or switching fees (if any). Income reinvested is included on a net of tax basis. Source for benchmark - MSCI, income reinvested net of tax. Since inception performance figures have been calculated from 22 January 2013.

For further information

Client Services Team (UK):	0800 085 3880
Client Services Team (Overseas):	+44 131 525 8873
Dealing Line:	0203 528 4102

Email:	enquiries@stewartinvestors.com
Website:	www.stewartinvestors.com



30 April 2019

◀ Lower Risk Higher Risk ▶
Potentially Lower Rewards Potentially Higher Rewards



The value of investments and any income from them may go down as well as up and is not guaranteed. Investors may get back significantly less than the original amount invested.

Investment should be made on the basis of the Prospectus and Key Investor Information Document. If you are in any doubt as to the suitability of any of our funds for your investment needs, please seek independent financial advice.

FNU UK and FSIL are part of Colonial First State Asset Management (CFSGAM) which is the consolidated asset management division of the Commonwealth Bank of Australia ABN 48123123124 (Bank). CFSGAM includes a number of entities in different jurisdictions operating in Australia as CFSGAM and First State Investments elsewhere. The Bank and its subsidiaries do not guarantee the performance of the fund or the repayment of capital by the fund. Investments in the fund are not deposits or other liabilities of the Bank or its subsidiaries and investment type products are subject to investment risk including loss of income and capital invested.