



Xtrackers Euro Stoxx 50 UCITS ETF 1C

a sub fund of Xtrackers

- Direct investment in Eurozone Equities
- Provides diversified exposure to the top 50 blue chip Eurozone stocks

Fund information	
Fund name	Xtrackers Euro Stoxx 50 UCITS ETF
ISIN	LU0380865021
UCITS compliant	Yes
Share class currency	EUR
Investment Methodology	Direct Replication
Portfolio Structure	Full Replication
Fund launch date	04 January 2007
Share class launch date	29 August 2008
All-in fee*	0.09% p.a.
Financial year end	31 December
Income treatment	Reinvestment
NAV per Share	EUR 53.14 (31 October 2019)
Total Fund Assets	EUR 5,696,024,297.11 (31 October 2019)
Reporting Fund	Yes

*Please see the glossary for more details of All-in fee

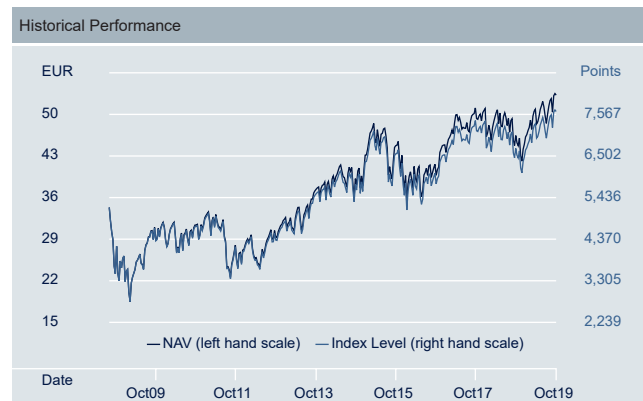
Historical Performance Figures as of 31 October 2019						
	10/14 - 10/15	10/15 - 10/16	10/16 - 10/17	10/17 - 10/18	10/18 - 10/19	Since launch
Index	12.59%	-7.95%	23.30%	-10.64%	15.91%	49.66%
Share Class	13.29%	-7.38%	23.95%	-10.18%	16.54%	57.88%

Source: DWS, Index Provider; as of 31 October 2019

Past performance is not a reliable indicator of future results.
Index performance calculated on a total return basis.

Key Risks

- The Fund is not guaranteed and your investment is at risk. The value of your investment may go down as well as up.
- The value of an investment in shares will depend on a number of factors including, but not limited to, market and economic conditions, sector, geographical region and political events.
- The Fund is exposed to market movements in a single country or region which may be adversely affected by political or economic developments, government action or natural events that do not affect a fund investing in broader markets.



Source: DWS, Index Provider; as of 31 October 2019

Past performance is not a reliable indicator of future results. Whenever NAV and index levels exactly match the NAV line only will show.

ETF performance calculation includes reinvested dividends.

Euro STOXX 50® Index

The Euro Stoxx 50 index aims to reflect the performance of the following market:

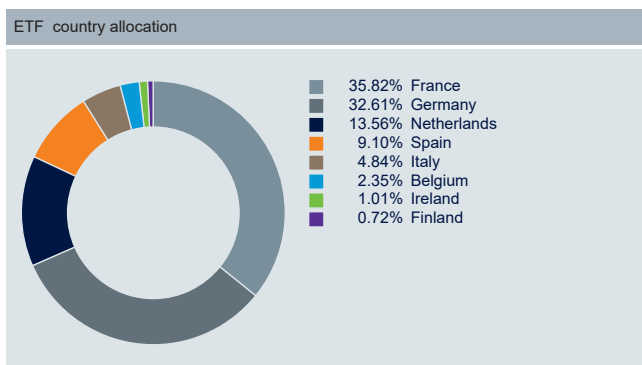
- Eurozone blue chip companies listed in EUR in Eurozone countries
- 50 largest and most liquid companies
- Weighted by free-float adjusted market capitalisation
- Annual index review, largest component is capped at 10%

Additional information on the index, selection and weighting methodology is available at www.stoxx.com

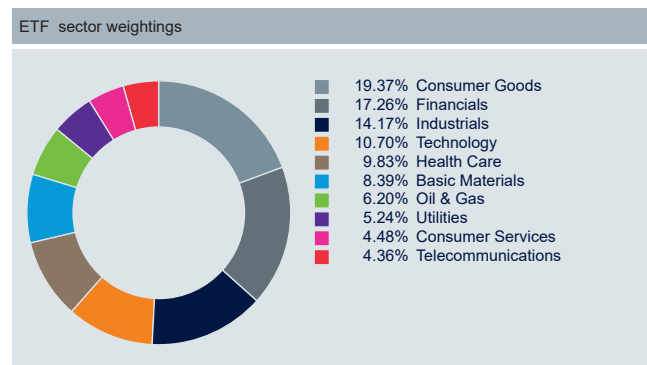
Listing and trading information							
Exchange	NSIN	Exchange Code (local)	Trading Currency	Trading Hours (Local Time)	Settlement	Bloomberg Ticker	Reuters RIC
Xetra	DBX1ET	DXET	EUR	09:00 - 17:30	t+2	XESC GY	XESC.DE
London Stock Exchange	B4STTG5	XESC	GBp	09:00 - 17:30	t+2	XESC LN	XESC.L
SIX Swiss Exchange	4549696	XESC	CHF	09:00 - 17:30	t+2	XESC SW	XESC.S
Stuttgart Stock Exchange	DBX1ET	DXET	EUR	09:00 - 20:00	t+2	XESC GS	XESC.SG
Italian Stock Exchange	-	XESC	EUR	09:00 - 17:30	t+2	XESC IM	XESC.MI
SGX-ST	-	IHO	USD	09:00 - 17:30	t+2	XESX SP	DESX.SI

Index information	
Index Provider	Deutsche Börse AG
Index Type	Total Return Net
Number of Index constituents	50
Countries in Index	8
Dividend Yield	3.37%
PE Ratio	15.00
Index Reuters RIC	.STOXX50ER
Index Bloomberg ticker	SX5T
Index Base Currency	EUR

Source: Index Provider; as of 31 October 2019



Source: DWS; as of 31 October 2019



Source: DWS; as of 31 October 2019

Top 10 ETF constituents	
SAP SE ORD	5.01%
TOTAL ORD	4.86%
LVMH MOET HENNESSY LOUIS VUITT	3.96%
ASML HOLDING ORD	3.87%
LINDE ORD	3.79%
Sanofi-Aventis SA	3.62%
ALLIANZ SE ORD	3.60%
SIEMENS ORD	3.20%
UNILEVER OS	2.98%
AIRBUS SE	2.85%

Source: DWS; as of 31 October 2019

Registrations for public distribution

Austria	Italy	Singapore
Denmark	Luxembourg	Spain
Finland	Netherlands	Sweden
France	Norway	Switzerland
Germany	Portugal	United Kingdom
Ireland		

Further information on Xtrackers

DWS Investments UK Limited	Hotline: +44 (0)20 7547 1747
Winchester House	Website: www.Xtrackers.com
1 Great Winchester Street	E-Mail: Xtrackers@dws.com
London EC2N 2DB	
United Kingdom	

Glossary

A Glossary of Terms is available at Xtrackers.com

Key Risk Factors

Investments in funds involve numerous risks including, among others, general market risks, credit risks, foreign exchange risks, interest rate risks and liquidity risks. As such, the value of an investment in an Xtrackers ETF may go down as well as up and can result in losses, up and including a total loss of the amount initially invested.

Movements in exchange rates can impact the value of your investment. If the currency of your country of residence is different from the currency in which the underlying investments of the fund are made, the value of your investment may increase or decrease subject to movements in exchange rates.

Disclaimer

This document is intended for information purposes only and does not create any legally binding obligations on the part of DWS Group GmbH & Co. KGaA and/or its affiliates (DWS). This document has been prepared without consideration of the investment needs, objectives or financial circumstances of any investor. Without limitation, this document does not constitute an offer, an invitation to offer or a recommendation to enter into any transaction. Before making an investment decision, investors need to consider, with or without the assistance of an investment adviser, whether the investments and strategies described or provided by DWS are appropriate in light of their particular investment needs, objectives and financial circumstances. Information in this document has been obtained or derived from sources believed to be reliable and current. However, accuracy or completeness of the sources cannot be guaranteed. Xtrackers is an undertaking for collective investment in transferable securities (UCITS) in accordance with the applicable laws and regulations and set up as open-ended investment company with variable capital and segregated liability amongst its respective compartments. Xtrackers is incorporated in the Grand Duchy of Luxembourg, is registered with the Luxembourg Trade and Companies' Register under number B-119.899 and has its registered office at 49, avenue J.F. Kennedy, L-1855 Luxembourg. DWS Investment S.A. acts as the management company of Xtrackers.

Any investment decision in relation to a fund should be based solely on the latest version of the prospectus, the audited annual and, if more recent, un-audited semi-annual reports and the Key Investor Information Document (KIID), all of which are available in English upon request to DWS Investment S.A., 2, Boulevard Konrad Adenauer, L-1115 Luxembourg or on www.Xtrackers.com. PAST PERFORMANCE IS NO GUARANTEE OF FUTURE RESULTS.

© DWS Investments UK Limited, 2019. All information as of 31 October 2019 unless otherwise stated.

Index Disclaimer

Euro STOXX 50® Index is a registered trademark of Deutsche Börse AG. This financial instrument is neither sponsored nor promoted, distributed or in any other manner supported by Deutsche Börse AG (the "Licensor"). Neither the publication of the Index by the Licensor nor the granting of a license regarding the Index as well as the Index Trademark for the utilization in connection with the financial instrument or other securities or financial products, which derived from the Index, represents a recommendation by the Licensor for a capital investment or contains in any manner a warranty or opinion by the Licensor with respect to the attractiveness on an investment in this product.