

# Kames Strategic Bond Fund

A sub fund of Kames Capital ICVC

**B GBP Inc**

**KAMES**  
CAPITAL

Factsheet as at 31 December 2019

## Fund managers



Alexander Pelteski



Colin Finlayson

## Key facts

Fund launch	16 December 2003
Share class launch	07 April 2004
Sector	Investment Association £ Strategic Bond
Comparator benchmark	Sector
Initial charge	0.00%
Annual charge	0.75%
Ongoing charge	0.80%
Minimum initial lump sum investment	GBP 2 million
Fund structure	UK domiciled OEIC
Investment manager	Kames Capital plc
SEDOL	B00MY36
ISIN	GB00B00MY367
Payment dates	31 Mar, 30 Jun 30 Sep, 31 Dec
Valuation point	12 noon (GMT)
Fund base currency	GBP
Fund size	GBP 227 million
Number of holdings	120
Distribution yield	1.55%
Modified duration	6.33

Source: Kames Capital.

Ongoing charge based on actual expenses for the year ending 30/11/2019.

Number of holdings represents physical holdings only.

## Fund objective

The investment objective is to provide a combination of income and capital growth over any seven year period.

## Performance

Investors are invited to compare the fund's performance against the performance of other funds within the Investment Association Strategic Bond Sector. Comparison of the fund against this sector will give investors an indication of how the fund is performing compared with funds investing in a similar but not identical investment universe.

The comparison should be performed over at least a seven year period to provide the most useful long-term comparison.

### Performance (to 31 December 2019)

	1 month	3 months	6 months	Year to date	Since launch
Shareclass (%)	0.23	0.90	3.76	10.30	117.25
Sector (%)	0.47	0.91	2.65	8.79	97.24

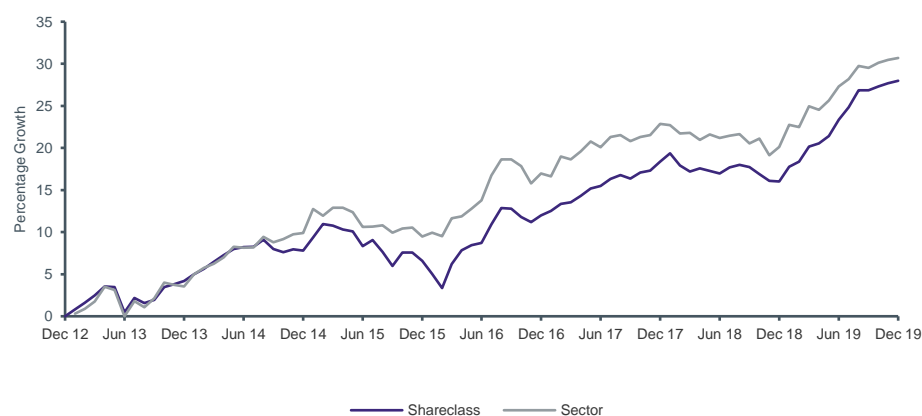
### Cumulative performance (to 31 December 2019)

	1 year	3 years	5 years	7 years	10 years
Shareclass (%)	10.30	14.27	18.71	27.98	58.84
Sector (%)	8.79	11.44	19.49	30.69	67.79

### Discrete year performance

	31/12/2019	31/12/2018	31/12/2017	31/12/2016	31/12/2015
Shareclass (%)	10.30	-1.97	5.68	5.09	-1.14
Sector (%)	8.79	-2.17	5.25	6.47	0.05

### Cumulative seven year performance

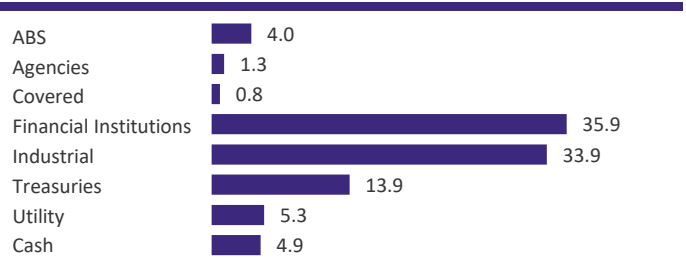


Source: Kames Capital. NAV to NAV, noon prices, income reinvested, net of ongoing charges, excluding entry or exit charges, net of 20% income tax in periods before 06/04/2017. Sector median source: Lipper.

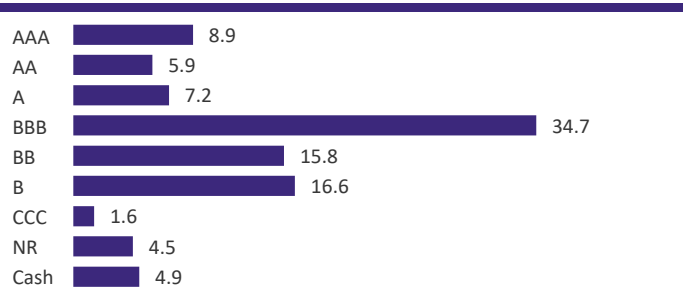
The returns for the sector median are based on the fund's primary share class.

Past performance is not a guide to future returns.

## Sector allocation (%)



## Credit rating breakdown (%)



## Currency exposure (%)

	Post hedge	Pre hedge
GBP	96.5	46.1
USD	1.1	32.9
EUR	2.1	20.7
AUD	0.3	0.3
Total	100.0	100.0

## Largest holdings (%)

Government		
UK TSY 1% 2024 1%	22/04/2024	5.2
TSY INFL IX N/B 0.250%	15/07/2029 3MO	4.8
TSY INFL IX N/B 1%	15/02/2048 IDX	2.3
US TREASURY N/B 3.375%	15/11/2048	2.2

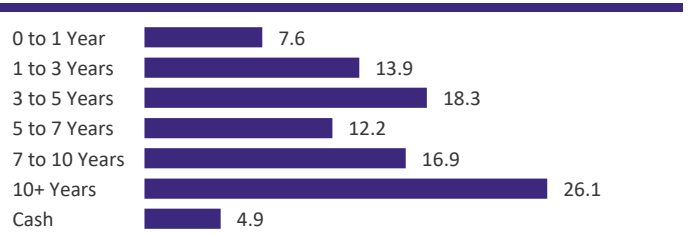
### Credit

HBOS STERLING FIN JERSEY VAR	12/09/2167	1.3
BARCLAYS PLC 7.875%	29/12/2049	1.2
VOLKSWAGEN INTL FIN NV VAR	27/06/2167	1.2
HSBC BNK FND STER 5.844%	29/11/2049	1.1
NMG FINCO PLC 5%	01/08/2022 REGS	1.1

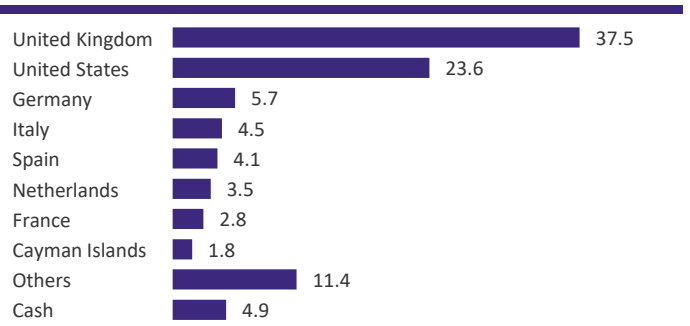
### Derivatives

US 5YR NOTE (CBT) MAR20	18.9
AUSTRALIA 10YR BOND FUTURE MARCH 2020	9.0
EURO-BOBL FUTURE MAR20	6.7
LONG GILT FUTURE MAR20	2.3
US 10YR NOTE (CBT)MAR20	1.5

## Maturity breakdown (%)



## Geographical breakdown (%)



## Dealing

You can deal in shares from 08:30 to 17:30 hours UK time on any dealing day (except for, unless the ACD decides otherwise, the last working day before Christmas Day, bank holidays in England and Wales and other days at the ACD discretion). The fund is valued at 12:00 noon GMT (the valuation point) on each business day. Orders received before 12:00 noon will be based on the price calculated at that day's valuation point. Orders received after 12:00 noon will be based on the price calculated at the next valuation point.





Dealing desk enquiries: **0800 358 3009**

To access the latest fund prices:  
**[www.kamescapital.com/fundpricing.aspx](http://www.kamescapital.com/fundpricing.aspx)**

For further information on the fund, including legal documents and details of all available share classes:  
**[www.kamescapital.com/strategicbondfund](http://www.kamescapital.com/strategicbondfund)**

## Contacts

---

-  [www.kamescapital.com](http://www.kamescapital.com)
-  [@kamescapital](https://twitter.com/kamescapital)
-  [linkedin.com/company/kames-capital](https://linkedin.com/company/kames-capital)
-  [wholesaleclientmanagement@kamescapital.com](mailto:wholesaleclientmanagement@kamescapital.com)

## Risk factors

---

Past performance is not a guide to future performance. The value of investments and the income from them may go down as well as up and is not guaranteed. Outcomes, including the payment of income, are not guaranteed.

This fund is intended to be a long-term investment and your capital is at risk. Any investment objective, performance benchmark and yield information should not be considered as an assurance or guarantee of the performance of the fund or any part of it. An initial charge reduces the amount available for investment. Investors should be aware that funds denominated in a currency other than investors' home state currency are subject to currency fluctuations which may decrease returns. Please be aware that each fund presents its own risk profile. Material risks for this fund are: Credit; Liquidity; Counterparty; Other Markets; Derivatives; Interest Rate and Concentration. Please read the KIID for an explanation and refer to the prospectus for information about all relevant risks.

The Distribution Yield reflects the amounts that may be expected to be distributed over the next twelve months as a percentage of the mid-market unit price of the fund as at the date shown. It is based on a snapshot of the portfolio on that day. It does not include any preliminary charge and investors may be subject to tax on distributions. We calculate yields in compliance with the industry standard formula we are obliged to use which takes no account of potential future defaults. This may mean that, depending on future economic factors, the actual yield could be less than those shown.

The Underlying Yield reflects the annualised income net of expenses of the fund (calculated in accordance with relevant accounting standards) as a percentage of the mid-market unit price of the fund as at the date shown. It is based on a snapshot of the portfolio on that day. It does not include any preliminary charge and investors may be subject to tax on distributions.

The Distribution Yield is also the Underlying Yield for this fund.

Fund charges are deducted from income but will be deducted from capital where income is insufficient to cover charges.

Please read the Key Investor Information, Supplementary Information Document and Application Form carefully, particularly the section on Risk Factors. The Key Investor Information, Prospectus and accounts are available on our website [www.kamescapital.com](http://www.kamescapital.com) or by calling our investor helpdesk on 0800 358 3009 or in writing from Kames Capital, PO Box 3733, Royal Wootton Bassett, SN4 4BG.

All data is sourced to Kames Capital unless otherwise stated. The document is accurate at the time of writing but is subject to change without notice.

Data attributed to a third party ("3rd Party Data") is proprietary to that third party and/or other suppliers (the "Data Owner") and is used by Kames Capital under licence. 3rd Party Data: (i) may not be copied or distributed; and (ii) is not warranted to be accurate, complete or timely. None of the Data Owner, Kames Capital or any other person connected to, or from whom Kames Capital sources, 3rd Party Data is liable for any losses or liabilities arising from use of 3rd Party Data.

Kames Capital plc is authorised and regulated by the Financial Conduct Authority.