

## FUND FACT SHEET

# H2O MultiReturns Fund

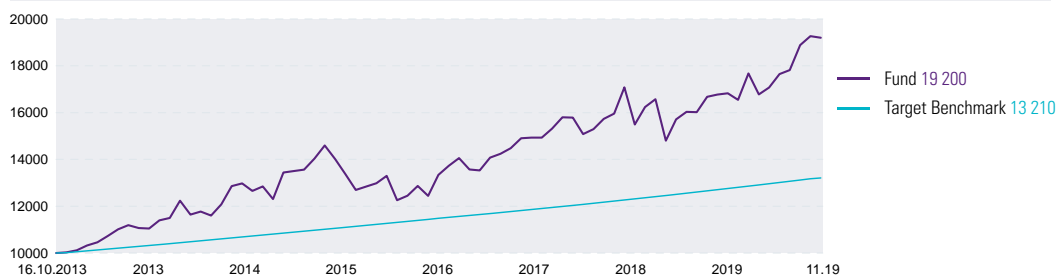
November 2019

SHARE CLASS: I/A (GBP)

### FUND HIGHLIGHTS

- An actively-managed absolute return fund, which invests across fixed-income, equity and currency markets on a global basis.
- A global, active and top-down investment process that combines the search for relative value with the pursuit of diversification across asset classes, markets, strategies, and investment horizons.
- Risk management is at the core of portfolio construction.

### ILLUSTRATIVE GROWTH OF 10,000 (GBP)



TOTAL RETURNS (MONTH END)	Fund %	Target Benchmark %	RISK MEASURES	Fund Standard Deviation
1 Month	-0.33	0.28	3 Years	13.42
3 Months	7.78	1.09	5 Years	13.77
Year to Date	15.14	4.36	10 Years	-
1 Year	19.86	4.78		
3 Years Annualised	11.83	4.66		
5 Years Annualised	10.27	4.65		
10 Years Annualised	-	-		
Since inception (annualised if >1y)	11.24	4.65		

### Portfolio as of 29/11/2019

Portfolio Allocation	AAA	AA	A	BBB	BB	<BB	NF	Total
Bonds	26.0	31.6	16.4	7.9	5.3	-	-	87.4
Government	26.0	31.2	16.4	7.1	5.2	-	-	85.9
Corporate	-	0.4	-	0.8	0.1	-	-	1.4
Securitized	-	-	-	-	-	-	-	0.0
Equities								0.0
Derivatives								-105.3
Fixed Income Futures								-115.8
Equity Futures								10.5
Options								0.0
Cash & Equivalent								10.2
Cash Offset (Deriv.)								107.7
Gross Exposure, %								460.3
VaR 1M (99, 2Y), %								11.5

Credit Quality reflects the highest credit rating assigned to individual holdings of the fund among Moody's, S&P or Fitch; ratings are subject to change.

### PERFORMANCE DATA SHOWN REPRESENTS PAST PERFORMANCE AND IS NOT A GUARANTEE OF FUTURE RESULTS.

More recent performance may be lower or higher. Principal value and returns fluctuate over time - including as a result of currency fluctuations - so that shares, when redeemed, will be worth more or less than their original cost. Performance shown is net of all fund expenses, but does not include the effect of sales charges, taxation or paying agent charges, and assumes reinvestment of dividends. If such charges were included, returns would have been lower. Performance for other share classes will be more or less depending on differences in fees and sales charges. For periods when certain share classes were unsubscribed or not yet created (the "inactive share classes"), performance is imputed using the actual performance of the fund's active share class which has been determined by the management company as having the closest characteristics to such inactive share class and adjusting it based on the difference in TERs and, where applicable, converting the net asset value of the active share class into the currency of quotation of the inactive share class. The quoted performance for such inactive share class is the result of an indicative calculation. All indices are unmanaged and do not incur fees. You cannot invest directly in an index.

VaR measures the worst expected loss at a given confidence level (probability) over a specific time period under normal market conditions. For example if the VaR (99% - 1 month) of a UCITS equals 12.5%, this means that, under normal market conditions, the UCITS can be 99% confident that a change in the value of its portfolio would not result in a decrease of more than 12.5% in 1 month. This is also equivalent to saying that there is a 1% probability (confidence level) that the value of its portfolio could decrease by 12.5% or more during 1 month, but the level of this percentage is not specified.

Except where otherwise noted, all data sourced from Natixis IM S.A. and are as of last business day of month shown.

### ABOUT THE FUND

#### Investment Objective

Outperform 1-month GBP LIBOR rate by 4% p.a. over a recommended investment horizon of 3 years, less the ongoing charges ratio.

#### Target Benchmark

Libor GBP 1M + 4%

#### IA Sector

Target Absolute Return

### FUND CHARACTERISTICS

Legal Structure	Sub-fund of ICVC
Umbrella Fund	Natixis IM Funds U.K. ICVC
Share Class Inception	16/10/2013
Valuation Frequency	Each Business Day in the U.K.
Depository	State Street Trustees Limited
Currency	GBP
Cutoff Time	T at 12:00 noon
Fund Size	GBPm 457.23
Recommended Investment Horizon	3 Years
Investor Type	Institutional

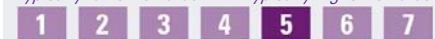
### AVAILABLE SHARE CLASSES

Share Class	ISIN	Sedol
I/A (GBP)	GB00BFNXSF12	H2MRIAG LN
I/D (GBP)	GB00BFNXSG29	H2MRG LN

### RISK & REWARD PROFILE

Lower risk Higher risk

Typically lower rewards Typically higher rewards



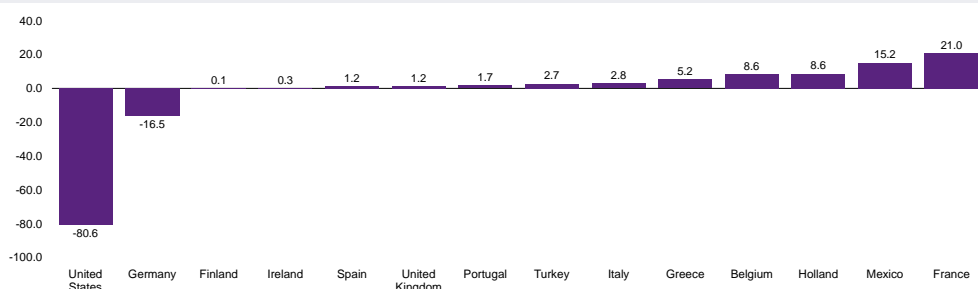
The Fund is ranked 5 on the synthetic risk and reward indicator scale, which is based on historical data. Due to its exposure to derivatives, the Fund may experience medium volatility, as expressed by its rank on the above scale.

- Derivatives and Counterparty risks
- Changing interest rates
- Credit risk

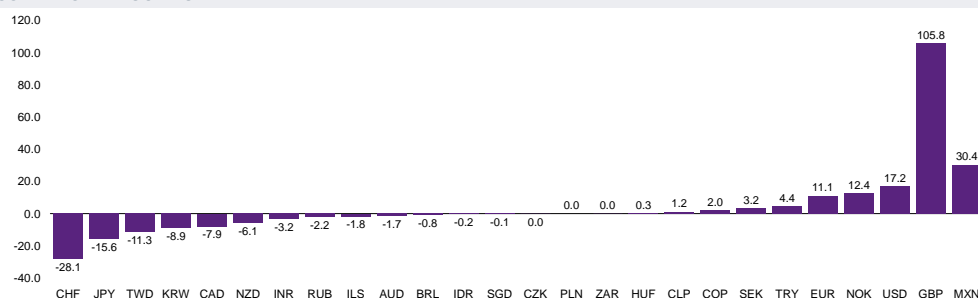
# H2O MultiReturns Fund

Portfolio as of 29/11/2019

## FIXED INCOME COUNTRY ALLOCATION



## CURRENCY ALLOCATION



## SHARE CLASS: I/A (GBP)

### FEES & CODES

TER / Ongoing Charges	0.80%
Initial Charge	1.00%
Redemption Charge	-
Minimum Investment	5,000,000 GBP
NAV/Share (29/11/19)	192.00 GBP

### MANAGEMENT

**Authorised Corporate Director** Natixis IM S.A.

#### Investment Manager

H2O AM is an entrepreneurial venture (Regulated by the UK Financial Conduct Authority) built on the expertise of a team of investment professionals with a strong and long-dated reputation among consultants and international institutions. Focus is on delivering performance through liquid and transparent investment solutions that fully align client interests with investment management interests.

H2O AM believes that over the long run, value diversification is the more robust and stable source of alpha. Long-term top-down focus on market equilibriums yields the greatest value in terms of both risk and performance. All-out diversification not only across assets, but also by investment horizon and manager expertise, makes the performance more robust, and risk is always an input, never an output.

Headquarters	London
Founded	2010
Assets Under Management(Billion)	€ 27.9/ £ 24.7 (30/09/2019)

#### Portfolio Managers

Vincent Chailley CIO and Founding Partner: Starting his career in 1995. Vincent Chailley is a member of the French Actuaries Institute and holds a postgraduate degree in Economics and Mathematical modeling from ENSAE. He also holds a Master of Science in Applied Mathematics from the University of Paris Dauphine.

Jeremy Touboul, Senior Fund Manager and Partner: Starting his career in 2004. Jeremy graduated from the University of Nice with a Bachelor's Degree in economics. He also holds a Master's Degree in finance from University of Nice - John Molson School of Business (Concordia University, Montreal).

**Investing involves the risk of loss, including loss of principal.** Details of the risks associated with the Fund are found in the Key Investor Information Document (KIID) and prospectus. Before investing, please carefully read the prospectus and the KIID, available at [natixis.com/UK](http://natixis.com/UK)

This material is distributed for information purposes only. Investment themes and processes as well as portfolio holdings and characteristics shown are as of the date indicated and are subject to change. Any reference to a ranking, a rating or an award provides no guarantee for future performance results and is not constant over time. Information contained in this document may be updated from time to time and may vary from previous or future published versions of this document.

Issued and approved by Natixis Investment Managers UK Limited, which is authorised and regulated by the Financial Conduct Authority (register no. 190258).

Except where otherwise noted, all data sourced from Natixis IM S.A. and are as of last business day of month shown.