

May 2024

**Investment Objective:** To outperform SONIA\* plus 2% over the longer term, principally through exploiting the pricing of closed-end funds.

HEADLINES

**Introduction**

MIGO's share price increased by 3.8% in May.

[Read more below](#)

**UK Smaller Companies**

It was encouraging to see UK smaller companies bounce harder than the Footsie.

[Read more below](#)

**India Capital Growth**

A classic example of a MIGO holding.

[Read more below](#)

THE FUND

(Figures to 31 May 2024)

Share Price (pence)

359.0

NAV

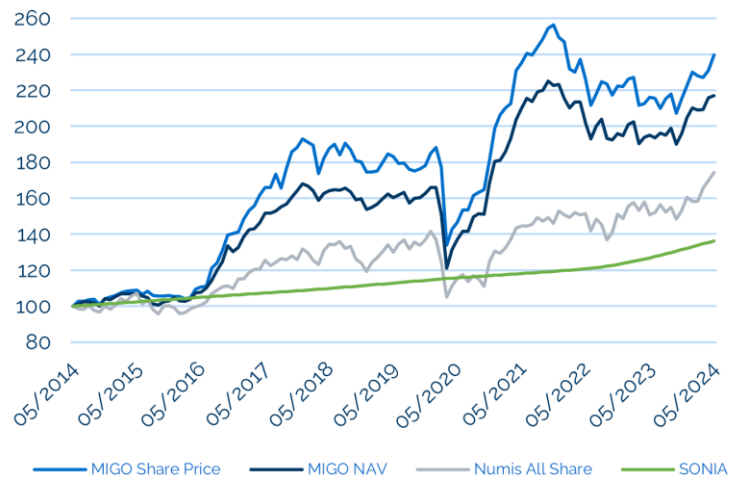
365.0

Prem./Disc.

-1.6%

GBP	Month	FYTD	3y	5y	10y
MIGO Share Price	3.8%	13.8%	3.1%	32.2%	142.3%
MIGO NAV	0.6%	12.1%	3.5%	35.4%	117.2%
SONIA*	0.6%	8.0%	15.3%	20.8%	36.3%

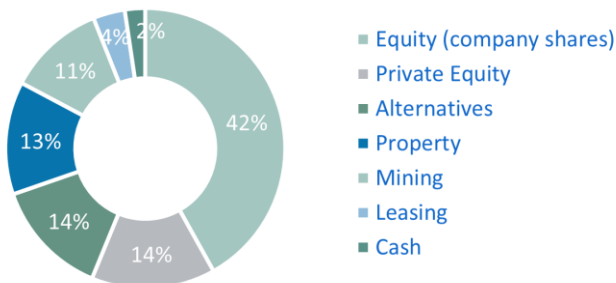
Performance over 10 Years



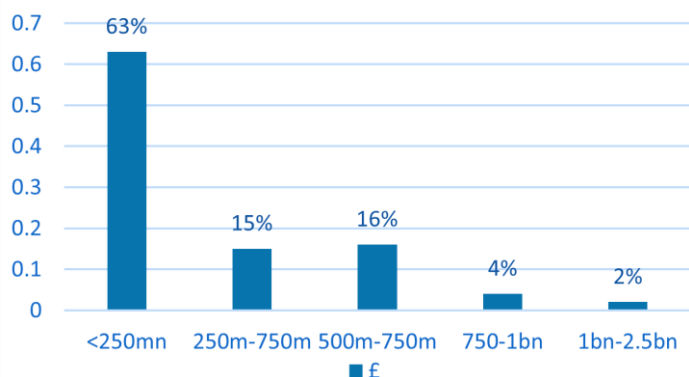
PORTFOLIO

(Holdings to 30 April 2024)

Sector Breakdown (% of Portfolio)



Market Cap Breakdown (% of Portfolio)



Holding	%
VinaCapital Vietnam Opportunity	5.9
Baker Steel Resources Trust	4.7
Oakley Capital Investments	4.5
Tufton Oceanic Assets	3.9
Georgia Capital	3.8
JPMorgan Indian Investment Trust	3.8
Aquila European Renewables	3.6
Geiger Counter	3.3
Real Estate Investors Plc	3.2
Phoenix Spree Deutschland	3.1
<b>TOTAL</b>	<b>39.8</b>
Rest of the portfolio	60.2
No. of Holdings	58

## MANAGER'S COMMENT

**MIGO's Share Price increased by 3.8% in May.**

Despite hopes for global decline in interest rates dissipating, May saw markets gently recover some of the ground lost during April. Our net asset value appreciated modestly however a narrowing of the discount saw MIGO shares rise 3.8%

**UK Smaller Companies**

It was encouraging to see UK smaller companies bounce harder than the Footsie. Our portfolio has a small cap bias. There was a wide range of holdings making useful contributions but much of this progress was given up as Georgia Capital declined after a controversial "foreign agents" law was passed by the government sparking widespread protests. This has caused some significant weakness in the share price, but we are hopeful that the elections later in the year should provide some stability. The trust is allocating a substantial proportion of its annual cash flow towards buybacks between now and 2026. Given the shares trade at a more than 60% discount to its post crisis net asset value, these transactions will ratchet the nav higher.

**Contributors**

There was no trend which would explain why certain holdings proved to be contributors, it was all highly stock specific. River & Mercantile Microcap benefitted from improved sentiment towards small caps as discussed earlier.

Another holding which did well was Tufton Oceanic which owns a fleet of ships mainly bulkers and tankers which it leases to the major shipping lines. ESG rules are progressively restricting the speed that vessels can travel at. This effectively reduces supply at a time when shipyards have no capacity to build bulkers and tankers as demand for container ships has already filled their order books. Second hand values should remain firm. The trust recently announced that it would hand back to shareholders much of the proceeds of the disposal of their last container ships and wind down the trust commencing in 2028. Given the shares trade at a 26% discount that represents a useful pull to redemption. It is encouraging to see the managers buying a significant number of shares.

Continued production problems at Boeing helped Amedeo A4 Plus as a shortage of aircraft will underpin open market valuations to remain firm. Phoenix Spree drifted steadily higher despite a lack of news flow however the trust announced in April that it was looking to liquidate some of the portfolio and hand some of the proceeds back to shareholders. There was no obvious reason why Baker Steel Resources moved higher other than they started May at a very cheap level.

**Detractors**

Beside Georgia Capital, detractors were few and far between. Schiehallion drifted lower on profit taking post an extraordinarily strong run. VPC Speciality Lending was marked down on poor newsflow from WeFox, a dominant position in their portfolio.

**India Capital Growth**

India Capital Growth was a departure. The trust has benefited from a strong Indian stock market and a narrowing discount, returning 40%. A classic example of a MIGO holding. With valuations of mid and small Indian companies looking very full and the discount evaporating we decided it was time to move on.

## STATISTICS

## Contributors / Detractors (in GBP)

Largest Contributors	Monthly Contribution bps	% Weight
Baker Steel Resources Trust	46	4.7
Phoenix Spree Deutschland Fund	26	3.1
River and Mercantile UK Micro Cap Investment Company Ltd	26	2.7
Oakley Capital Investments Ltd	24	4.5
Rockwood Strategic Plc	24	1.7

Largest Detractors	Monthly Contribution bps	% Weight
Georgia Capital Plc	-180	3.8
Geiger Counter Limited	-15	3.3
Schiehallion Fund Limited	-14	2.2
Aquila European Renewables PLC	-14	3.6
VPC Specialty Lending	-10	1.0

## Fund Facts

Launch Date	06 April 2004
Net Assets	£82.3m
Investment Manager	Asset Value Investors Limited
MIGO Shares in issue	22,537,797
Shareholder Services	Link Asset Services
Management Fee**	0.65%
Website	www.migopl.com
Ticker Code	MIGO.LN
ISIN	GB0034365949

	1m	3y	5y	10y
Share Price TR	3.8	3.1	32.2	142.3
Net Asset Value TR	0.6	3.5	35.4	117.2
Numis All-Share Index	2.7	20.6	34.0	74.4
SONIA	0.6	15.3	20.8	36.3
CY Net Returns (%)	2023	2022	2021	2020
Price	2.6	-10.9	25.3	7.6
Net Asset Value	2.9	-12.7	23.7	8.6
Numis All-Share Index	3.6	-2.5	17.1	-7.9
SONIA	1.8	3.4	2.1	2.2

## Capital Structure

Ordinary Shares	22,537,797
Shares held in Treasury	-
Credit facility	£5m
Gross Assets/Gearing	
Gross Assets	£87.3
Debt at fair value (gross)	-
Gearing (net)	6.1%

All performance shown in GBP Total Return


\*SONIA +2% Sterling Overnight Interbank Average administered by the Bank of England

**Investment Manager –  
Nick Greenwood & Charlotte Cuthbertson**

AVI Ltd. +44 20 7659 4800 info@assetvalueinvestors.com

The share price can be found in [London Stock Exchange](#).  
ISIN: GB0034365949 Trading as: [MIGO](#)

Information may be found on the following website:  
[www.migopl.com](http://www.migopl.com)



All figures are as at the period under review unless otherwise stated. All sources Asset Value Investors Ltd ("AVI") unless otherwise stated. AVI is authorised and regulated by the Financial Conduct Authority of the United Kingdom (the "FCA") and is a registered investment adviser with the Securities and Exchange Commission of the United States. While AVI is registered with the SEC as an investment adviser, it does not comply with the Advisers Act with regard to its non-U.S. clients. This document does not constitute an offer to buy or sell shares in AVI Global Trust plc (the "Trust"). The contents of this message are not intended to constitute, and should not be construed as, investment advice. Potential investors in the Trust should seek their own independent financial advice. AVI neither provides investment advice to, nor receives and transmits orders from, investors in the Fund.