



Xtrackers II Eurozone Government Bond UCITS ETF 1C

a sub fund of Xtrackers II

- Direct investment in Eurozone government bonds
- Investment grade bonds only
- Diversified across countries and across the yield curve
- Reinvesting and distributing share class available

Fund information	
Fund name	Xtrackers II Eurozone Government Bond UCITS ETF
ISIN	LU0290355717
UCITS compliant	Yes
Share class currency	EUR
Investment Methodology	Direct Replication
Portfolio Structure	Optimised Sampling*
Fund launch date	22 May 2007
Share class launch date	22 May 2007
All-in fee*	0.15% p.a.
Financial year end	31 December
Income treatment	Reinvestment
NAV per Share	EUR 254.88 (30 August 2019)
Total Fund Assets	EUR 3,403,807,702.42 (30 August 2019)
Reporting Fund	Yes

* ETF invests in all or in a representative sample of securities of the underlying index. Please see the glossary for more details of All-in fee

Historical Performance Figures as of 30 August 2019						
	8/14 - 8/15	8/15 - 8/16	8/16 - 8/17	8/17 - 8/18	8/18 - 8/19	Since launch
Index	2.68%	8.07%	-2.72%	-0.30%	11.91%	83.44%
Share Class	2.53%	7.91%	-2.89%	-0.46%	11.75%	80.08%

Rolling performance figures as of 30 August 2019					
	1 Month	3 Months	6 Months	1 Year	Annualised Volatility
Index	2.85%	6.75%	9.66%	11.87%	3.82%
Share Class	2.83%	6.71%	9.58%	11.70%	3.88%

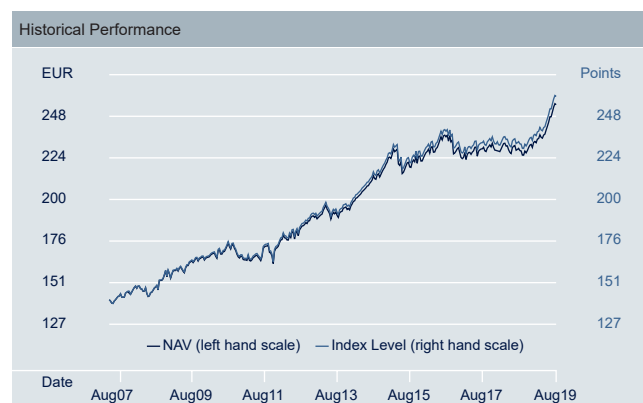
Source: DWS, Index Provider; as of 30 August 2019

Past performance is not a reliable indicator of future results.

Index performance calculated on a total return basis. Volatility shown is calculated since the launch of the share class.

Key Risks

- The Fund is not guaranteed and your investment is at risk. The value of your investment may go down as well as up.
- The Fund is exposed to market movements in a single country or region which may be adversely affected by political or economic developments, government action or natural events that do not affect a fund investing in broader markets.
- Bonds are exposed to credit risk and interest rate risk. There is a risk that the bond issuer may be unable to pay interest or repay the bond principal, resulting in your investment suffering a loss. If interest rates rise, typically the value of the bond will fall, which could also affect the value of your investment.



Source: DWS, Index Provider; as of 30 August 2019

Past performance is not a reliable indicator of future results. Whenever NAV and index levels exactly match the NAV line only will show.

ETF performance calculation includes reinvested dividends.

Listing and trading information							
Exchange	NSIN	Exchange Code (local)	Trading Currency	Trading Hours (Local Time)	Settlement	Bloomberg Ticker	Reuters RIC
Xetra	DBX0AC	DBXN	EUR	09:00 - 17:30	t+2	XGLE GY	XGLE.DE
London Stock Exchange	B600ZV7	XGLE	EUR	09:00 - 17:30	t+2	XGLE LN	XGLES.L
Italian Stock Exchange	-	XGLE	EUR	09:00 - 17:30	t+2	XGLE IM	XGLE.MI

Registrations for public distribution

Austria	Ireland	Portugal
Denmark	Italy	Spain
Finland	Luxembourg	Sweden
France	Netherlands	Switzerland
Germany	Norway	United Kingdom

Further information on Xtrackers

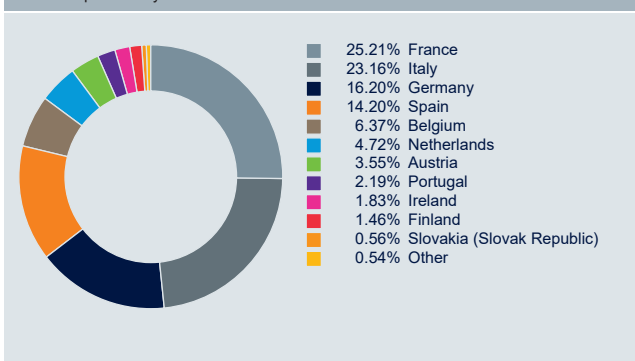
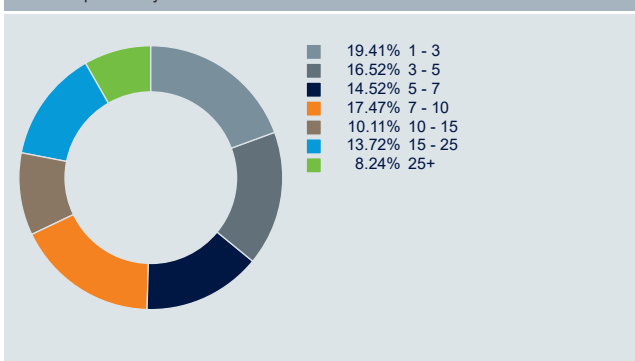
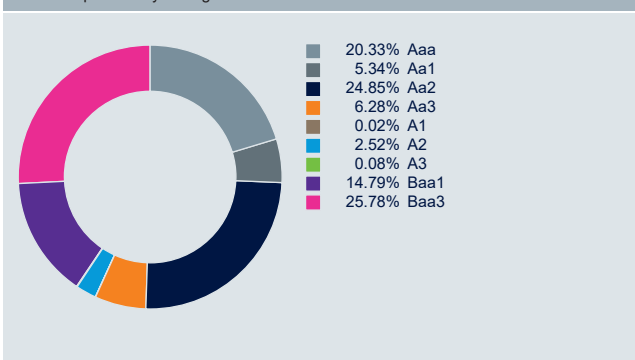
DWS Investments UK Limited	Hotline: +44 (0)20 7547 1747
Winchester House	Website: www.Xtrackers.com
1 Great Winchester Street	E-Mail: Xtrackers@dws.com
London EC2N 2DB	
United Kingdom	

iBoxx® Euro Sovereigns Eurozone TR Index

The Markit iBoxx Euro Sovereigns Eurozone Index aims to reflect the performance of the following market:

- EUR-denominated bonds issued by governments of the Eurozone
- Exposure across the whole yield curve (minimum time to maturity of 1 year)
- Investment grade bonds only
- Minimum amount outstanding of EUR 1 billion per bond

Additional information on the Index and the general methodology behind the Markit iBoxx indices can be found on Markit iBoxx website (www.markit.com).

Eurozone Government Bond UCITS ETF
ETF Composition by Countries

ETF Composition by Maturities

ETF Composition by Rating


Source: DWS; Moody's; as of 30 August 2019

Index information	
Index Provider	Markit Indices Limited
Index Type	Total Return Gross
Yield to Maturity	-0.14%
Modified Duration	8.44
Bloomberg Symbol	QW1A
Index Base Currency	EUR

Source: Index Provider; as of 30 August 2019

Glossary

Please find the Glossary of terms at etf.dws.com

Key Risk Factors

An investment in an Xtrackers ETF may not be suitable for all investors. Past performance is not a reliable indicator of future results. Investments in funds involve numerous risks including, among others, general market risks, credit risks, foreign exchange risks, interest rate risks and liquidity risks. As such, the value of an investment in an Xtrackers ETF may go down as well as up and can result in losses, up and including a total loss of the amount initially invested.

Investors should be aware that DWS Investments UK Limited, any of its parents or any of its or its parents subsidiaries or affiliates (together referred to as DWS) may from time to time own interests in the Fund which may represent a significant amount or proportion of the overall investor holdings in the Fund. Investors should consider what possible impact such holdings, or any disposal thereof, may have on them.

Disclaimer

Xtrackers II is an undertaking for collective investment in transferable securities (UCITS) in accordance with the applicable laws and regulations and set up as open-ended investment company with variable capital and segregated liability amongst its respective compartments. Xtrackers II is incorporated in the Grand Duchy of Luxembourg, is registered with the Luxembourg Trade and Companies' Register under number B-124.284 and has its registered office at 49, avenue J.F. Kennedy, L-1855 Luxembourg. DWS Investment S.A. acts as the management company of Xtrackers II.

© DWS Investments UK Limited, 2019. All information as of 30 August 2019 unless otherwise stated.

Index Disclaimer

The Index and the trademarks therein are the intellectual property of Markit Indices Limited and/or its licensors ("Markit"), used under license from Markit. The Fund is not sponsored, endorsed, sold or promoted by Markit. Markit has no liability with respect thereto, and makes no express or implied warranties or representations with respect to the accuracy, fitness for a particular purpose or results obtained by using the Index. The full disclaimer can be found in the Fund prospectus.