

Xtrackers Euro Stoxx 50 UCITS ETF 1C

a sub fund of Xtrackers

- Direct investment in Eurozone Equities
- Provides diversified exposure to the top 50 blue chip Eurozone stocks

Fund information	
Fund name	Xtrackers Euro Stoxx 50 UCITS ETF
ISIN	LU0380865021
UCITS compliant	Yes
Share class currency	EUR
Investment Methodology	Direct Replication
Portfolio Structure	Full Replication
Fund launch date	04 January 2007
Share class launch date	29 August 2008
All-in fee*	0.09% p.a.
Financial year end	31 December
Income treatment	Reinvestment
NAV per Share	EUR 50.41 (30 August 2019)
Total Fund Assets	EUR 5,189,287,254.14 (30 August 2019)
Reporting Fund	Yes

*Please see the glossary for more details of All-in fee

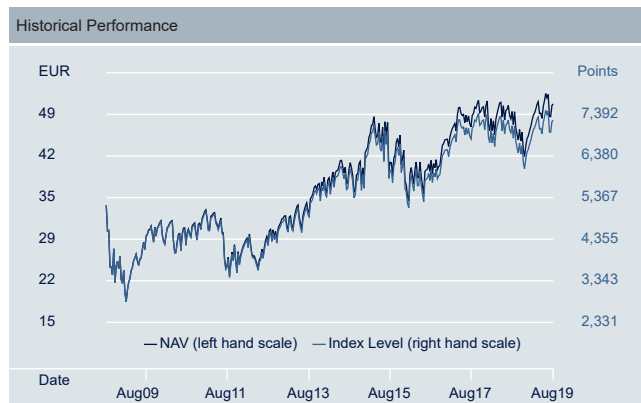
Historical Performance Figures as of 30 August 2019						
	8/14 - 8/15	8/15 - 8/16	8/16 - 8/17	8/17 - 8/18	8/18 - 8/19	Since launch
Index	5.73%	-4.79%	16.10%	1.80%	3.82%	42.02%
Share Class	6.39%	-4.20%	16.71%	2.33%	4.39%	49.77%

Source: DWS, Index Provider; as of 30 August 2019

Past performance is not a reliable indicator of future results.
Index performance calculated on a total return basis.

Key Risks

- The Fund is not guaranteed and your investment is at risk. The value of your investment may go down as well as up.
- The value of an investment in shares will depend on a number of factors including, but not limited to, market and economic conditions, sector, geographical region and political events.
- The Fund is exposed to market movements in a single country or region which may be adversely affected by political or economic developments, government action or natural events that do not affect a fund investing in broader markets.



Source: DWS, Index Provider; as of 30 August 2019

Past performance is not a reliable indicator of future results. Whenever NAV and index levels exactly match the NAV line only will show.

ETF performance calculation includes reinvested dividends.

Euro STOXX 50® Index

The Euro Stoxx 50 index aims to reflect the performance of the following market:

- Eurozone blue chip companies listed in EUR in Eurozone countries
- 50 largest and most liquid companies
- Weighted by free-float adjusted market capitalisation
- Annual index review, largest component is capped at 10%

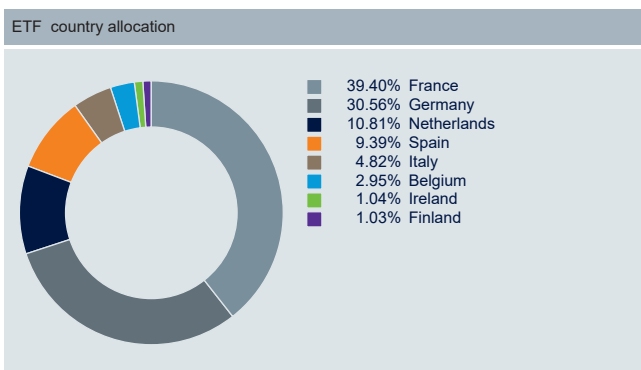
Additional information on the index, selection and weighting methodology is available at www.stoxx.com

Listing and trading information							
Exchange	NSIN	Exchange Code (local)	Trading Currency	Trading Hours (Local Time)	Settlement	Bloomberg Ticker	Reuters RIC
Xetra	DBX1ET	DXET	EUR	09:00 - 17:30	t+2	XESC GY	XESC.DE
London Stock Exchange	B4STTG5	XESC	GBP	09:00 - 17:30	t+2	XESC LN	XESC.L
SIX Swiss Exchange	4549696	XESC	CHF	09:00 - 17:30	t+2	XESC SW	XESC.S
Stuttgart Stock Exchange	DBX1ET	DXET	EUR	09:00 - 20:00	t+2	XESC GS	XESC.SG
Italian Stock Exchange	-	XESC	EUR	09:00 - 17:30	t+2	XESC IM	XESC.MI
SGX-ST	-	IHO	USD	09:00 - 17:00	t+2	XESX SP	DESX.SI

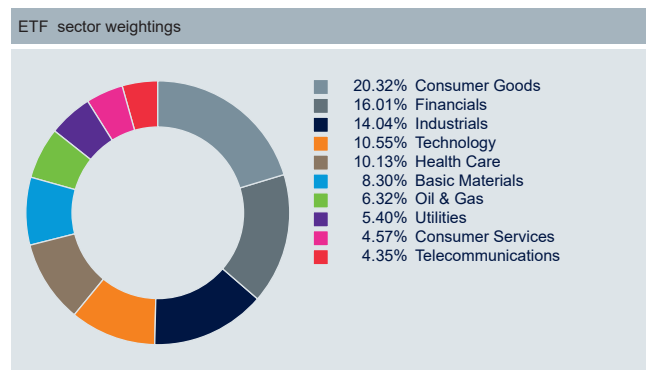


Index information	
Index Provider	Deutsche Börse AG
Index Type	Total Return Net
Number of Index constituents	50
Countries in Index	8
Dividend Yield	3.62%
PE Ratio	-
Market Capitalisation	-
Index Reuters RIC	.STOXX50ER
Index Bloomberg ticker	SX5T
Index Base Currency	EUR

Source: Index Provider; as of 30 August 2019



Source: DWS; as of 30 August 2019



Source: DWS; as of 30 August 2019

Top 10 ETF constituents

TOTAL ORD	4.91%
SAP SE ORD	4.80%
LVMH MOET HENNESSY LOUIS VUITT	3.94%
LINDE ORD	3.84%
Sanofi-Aventis SA	3.60%
ASML HOLDING ORD	3.50%
ALLIANZ SE ORD	3.46%
UNILEVER OS	3.34%
SIEMENS ORD	2.98%
ANHEUSER-BUSCH INBEV SA/NV ORD	2.95%

Source: DWS; as of 30 August 2019

Registrations for public distribution

Austria	Italy	Singapore
Denmark	Luxembourg	Spain
Finland	Netherlands	Sweden
France	Norway	Switzerland
Germany	Portugal	United Kingdom
Ireland		

Further information on Xtrackers

DWS Investments UK Limited
 Winchester House
 1 Great Winchester Street
 London EC2N 2DB
 United Kingdom

Hotline: +44 (0)20 7547 1747
 Website: www.Xtrackers.com
 E-Mail: Xtrackers@dws.com

Glossary

Please find the Glossary of terms at etf.dws.com

Key Risk Factors

An investment in an Xtrackers ETF may not be suitable for all investors. Past performance is not a reliable indicator of future results. Investments in funds involve numerous risks including, among others, general market risks, credit risks, foreign exchange risks, interest rate risks and liquidity risks. As such, the value of an investment in an Xtrackers ETF may go down as well as up and can result in losses, up and including a total loss of the amount initially invested. Investors should be aware that DWS Investments UK Limited, any of its parents or any of its or its parents subsidiaries or affiliates (together referred to as DWS) may from time to time own interests in the Fund which may represent a significant amount or proportion of the overall investor holdings in the Fund. Investors should consider what possible impact such holdings, or any disposal thereof, may have on them.

Disclaimer

Xtrackers is an undertaking for collective investment in transferable securities (UCITS) in accordance with the applicable laws and regulations and set up as open-ended investment company with variable capital and segregated liability amongst its respective compartments. Xtrackers is incorporated in the Grand Duchy of Luxembourg, is registered with the Luxembourg Trade and Companies' Register under number B-119.899 and has its registered office at 49, avenue J.F. Kennedy, L-1855 Luxembourg. DWS Investment S.A. acts as the management company of Xtrackers.

© DWS Investments UK Limited, 2019. All information as of 30 August 2019 unless otherwise stated.

Index Disclaimer

Euro STOXX 50® Index is a registered trademark of Deutsche Börse AG. This financial instrument is neither sponsored nor promoted, distributed or in any other manner supported by Deutsche Börse AG (the "Licensor"). Neither the publication of the Index by the Licensor nor the granting of a license regarding the Index as well as the Index Trademark for the utilization in connection with the financial instrument or other securities or financial products, which derived from the Index, represents a recommendation by the Licensor for a capital investment or contains in any manner a warranty or opinion by the Licensor with respect to the attractiveness on an investment in this product.