

JPMorgan ETFs (Ireland) ICAV - BetaBuilders EUR Govt Bond 1-3 yr UCITS ETF

FACTSHEET 31 JANUARY 2021

Synthetic risk and reward indicator Based on share class volatility for the past 5 years. See Key Investor Information Document (KIID) for details.

1	2	3	4	5	6	7
Lower risk/ potential reward Not risk-free			Higher risk/ potential reward			

Class: JPM BetaBuilders EUR Govt Bond 1-3 yr UCITS ETF - EUR (acc)

Fund overview

ISIN
IE00BYVZV757

Investment objective: The Sub-Fund aims to provide an exposure to the performance of Euro-denominated bonds that have been issued by governments of Eurozone countries with a maturity of between one and three years.

Investment policy: The Sub-Fund pursues a passively managed (index-tracking) strategy.

Investor profile: Typical investors in the Sub-Fund are expected to be investors who want to take exposure to the markets covered by the Index and are prepared to accept the risks associated with an investment of this type, including the volatility of such market.

Portfolio manager(s)	Fund reference	Class launch
Eric Isenberg	currency EUR	15 Feb 2018
Naveen Kumar	Share class	Domicile
Behnood Noei	currency EUR	Ireland
Jonathan Msika	Fund assets	Shares outstanding
Investment specialist(s)	EUR 75.3m	753,006
Katherine Magee	NAV	UK reporting status
	EUR 100.032	Yes
	Fund launch	Ongoing charge 0.10%
	15 Feb 2018	Securities Lending Yes

Fund ratings As at 31 January 2021

Morningstar Category™ EUR Government Bond - Short Term

Dividend History

Amount	Record Date	Payment Date	Mth Dividend Yield	Annualised yield
€0.0000	13 Jul 2018	07 Aug 2018	0.00%	0.00%
€0.0000	10 Aug 2018	10 Sep 2018	0.00%	0.00%
€0.0000	14 Sep 2018	05 Oct 2018	0.00%	0.00%
€0.0000	12 Oct 2018	07 Nov 2018	0.00%	0.00%
€0.0000	09 Nov 2018	07 Dec 2018	0.00%	0.00%

PERFORMANCE DISCLOSURES

Past performance is not a guide to current and future performance. The value of your investments and any income from them may fall as well as rise and you may not get back the full amount you invested.

Source: J.P. Morgan Asset Management. Share class performance is shown based on the NAV (net asset value) of the share class with income (gross) reinvested including actual ongoing charges excluding any entry and exit fees. Performance is shown based on the NAV which may not be the same as the market price of the ETF. Individual shareholders may realise returns that are different to the NAV based returns.

The return of your investment may change as a result of currency fluctuations if your investment is made in a currency other than that used in the past performance calculation.

Indices do not include fees or operating expenses and you cannot invest in them.

The benchmark is for comparative purposes only unless specifically referenced in the Sub-Funds' Investment Objective and Policy.

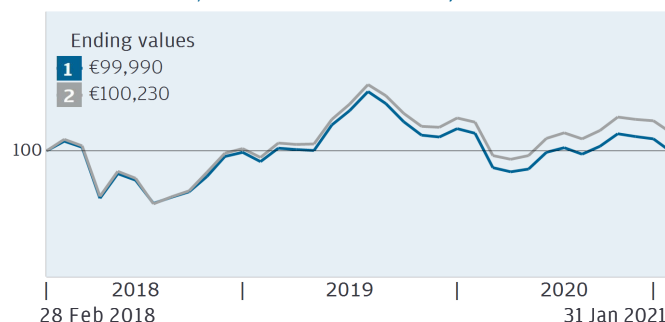
Prior to 29/01/21 the benchmark was J.P. Morgan EMU Government Bond Index 1-3 Year.

See the material risks, general disclosures and definitions on page 2.

Performance

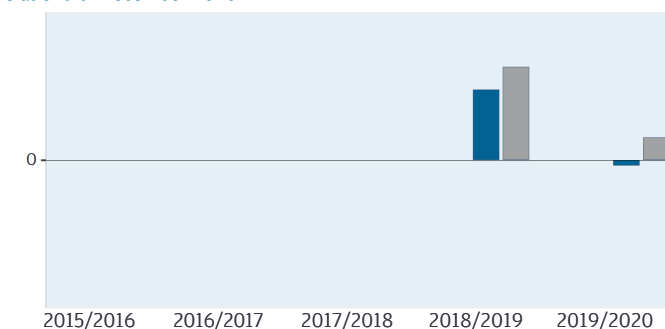
- 1** Class: JPM BetaBuilders EUR Govt Bond 1-3 yr UCITS ETF - EUR (acc)
2 Benchmark: J.P. Morgan EMU Government Bond Index 1-3 Year Select Maturity

GROWTH OF EUR 100,000 (in thousands) Calendar years



QUARTERLY ROLLING 12-MONTH PERFORMANCE (%)

As at end of December 2020



	2015/2016	2016/2017	2017/2018	2018/2019	2019/2020
1	-	-	-	0.25	-0.02
2	-	-	-	0.33	0.08

RETURN (%)

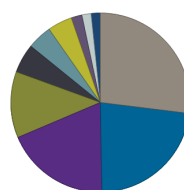
	CUMULATIVE			ANNUALISED		
	1 month	3 months	1 year	3 years	5 years	Launch
1	-0.16	-0.23	-0.29	-	-	0.01
2	-0.15	-0.20	-0.18	-	-	0.09

Holdings

TOP 10

	Coupon rate	Maturity date	% of assets
Government of France (France)	1.750	25/05/23	4.7
Government of Italy (Italy)	2.450	01/10/23	4.1
Government of Italy (Italy)	0.050	15/01/23	4.1
Government of France (France)	4.250	25/10/23	3.9
Government of Italy (Italy)	0.600	15/06/23	3.8
Government of France (France)	3.000	25/04/22	3.5
Government of France (France)	2.250	25/10/22	3.4
Government of Germany (Germany)	0.000	07/10/22	2.8
Government of Germany (Germany)	0.000	13/10/23	2.6
Government of Spain (Spain)	5.400	31/01/23	2.6

REGIONS (%)



26.9	Italy	4.5	Belgium
22.8	France	1.9	Portugal
18.9	Germany	1.7	Finland
12.0	Spain	1.6	Ireland
5.1	Netherlands	0.1	European Union
4.5	Austria		

BOND QUALITY BREAKDOWN (%)

AAA: 22.8%	Average duration: 2.0 yrs
AA: 33.4%	Yield to maturity: -0.6%
A: 1.6%	Average maturity: 2.0 yrs
BBB: 31.4%	Average coupon: 2.5%
Non Rated: 10.7%	
Cash: 0.1%	

NUMBER OF HOLDINGS

71

TRADING INFORMATION

Stock exchange	Exchange ticker	Trading currency	Bloomberg ticker	Reuters RIC	SEDOL
London Stock Exchange	JE13	EUR	JE13 LN	JE13.L	BF8Q338
London Stock Exchange	J13E	GBP	J13E LN	J13E.L	BF8Q349
Borsa Italiana	JE13	EUR	JE13 IM	JE13.MI	BF8Q383
Deutsche Borse	JE13	EUR	JE13 GY	JE13.DE	BF8Q350
Six Swiss Exchange	JE13	EUR	JE13 SW	JE13.S	BF8Q372
Bolsa Mexicana De Valores	JE13N	MXN	JE13N MM	JE13N.MX	BKLKK1

Key risks

The value of your investment may fall as well as rise and you may get back less than you originally invested.

The value of debt securities may change significantly depending on economic and interest rate conditions as well as the credit worthiness of

the issuer. Issuers of debt securities may fail to meet payment obligations or the credit rating of debt securities may be downgraded. The Sub-Fund is not expected to track the performance of the Index at all times with perfect accuracy. The Sub-Fund is, however, expected to provide investment results that, before expenses, generally correspond to the price and yield

performance of the Index. The Sub-Fund may be concentrated geographically. As a result, the Sub-Fund may be more volatile than more broadly diversified funds. Further information about risks can be found in the "Risk Information" section of the Prospectus.

GENERAL DISCLOSURES

Before investing, obtain and review the current prospectus, Key Investor Information Document (KIID) and any applicable local offering document. These documents, as well as the annual and semi-annual reports and the articles of incorporation, are available free from your financial adviser, your J.P. Morgan Asset Management regional contact, the fund's issuer (see below) or at www.jpmorganassetmanagement.ie.

This material should not be considered as advice or an investment recommendation. Fund holdings and performance are likely to have changed since the report date. No provider of information presented here, including index and ratings information, is liable for damages or losses of any type arising from use of their information. No warranty of accuracy is given and no liability in respect of any error or omission is accepted. To the extent permitted by applicable law, we may record telephone calls and monitor electronic communications to comply with our legal and regulatory obligations and internal policies.

0903c02a8265a7a5

Personal data will be collected, stored and processed by J.P. Morgan Asset Management in accordance with our EMEA Privacy Policy www.jpmorgan.com/emea-privacy-policy. For additional information on the sub-fund's target market please refer to the Prospectus.

CONTACT DETAILS

For further information on JPMorgan AM ETFs please contact us on +44 (0) 20 7134 3942 or on jpmam_etf@jpmorgan.com

INFORMATION SOURCES

Fund information, including performance calculations and other data, is provided by J.P. Morgan Asset Management (the marketing name for the asset management businesses of JPMorgan Chase & Co. and its affiliates worldwide).

All data is as at the document date unless indicated otherwise.

© 2021 Morningstar. All Rights Reserved. The information contained herein: (1) is proprietary to Morningstar; (2) may not be copied or distributed;

and (3) is not warranted to be accurate, complete or timely. Neither Morningstar nor its content providers are responsible for any damages or losses arising from any use of this information.

Benchmark Source: Information has been obtained from sources believed to be reliable but J.P. Morgan does not warrant its completeness or accuracy. The Index is used with permission. The Index may not be copied, used, or distributed without J.P. Morgan's prior written approval. Copyright 2021, J.P. Morgan Chase & Co. All rights reserved.

REGIONAL CONTACT

JPMorgan Asset Management (UK) Limited
Registered address: 25 Bank Street, Canary Wharf, London E14 5JP, United Kingdom. Authorised and regulated by the Financial Conduct Authority. Registered in England No. 01161446.

ISSUER

JPMorgan Asset Management (Europe) S.à r.l., 6, route de Trèves, L-2633 Senningerberg, Luxembourg. B27900, corporate capital EUR 10,000,000. The Sub-Fund is authorised in Ireland and regulated by the Central Bank of Ireland.