

# Allianz European Equity Income Fund - C (Acc) - GBP

An income focused European equity fund

**Allianz**   
Global Investors

Morningstar Rating™<sup>1</sup>

★ Ratings as of 30/04/2021

## Investment Objective

This Fund aims to achieve a high and increasing income together with capital growth by investing mainly in Continental Europe, although it may invest internationally. Please see the Key Investor Information Document for objectives and investment policy.

## Fund Manager



Jörg de Vries-Hippen  
(since 01/10/2016)



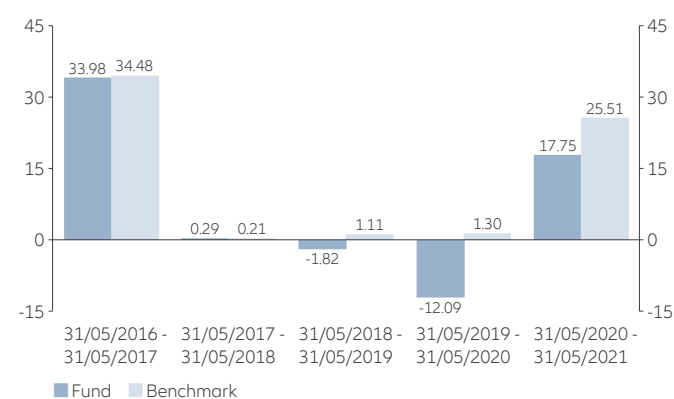
Gregor Rudolph-Dengel  
(since 01/10/2016)

## Performance

### Over 5 Years<sup>2</sup>



### Annual Performance (%)<sup>2</sup>



### Performance History (%)<sup>2</sup>

	YTD	1M	3M	6M	1Y	3Y	3Y p.a.	5Y	5Y p.a.	S. Inc.	S. Inc. p.a.	2016	2017	2018	2019	2020
Fund	5.82	1.50	8.82	6.71	17.75	1.64	0.54	36.57	6.43	39.85	4.78	21.47	13.73	-4.52	6.02	-6.94
Benchmark	8.45	1.51	10.62	10.67	25.51	28.55	8.73	73.24	11.62	79.80	8.51	18.62	15.84	-9.87	19.99	7.49
IA sector	8.29	1.58	10.12	11.35	27.59	27.13	8.33	73.56	11.66	86.03	9.02	17.06	17.45	-12.16	20.38	10.64

This fund uses the specified benchmark as a comparator. This means that investors should use this index to compare a fund's performance. Past performance is not a reliable indicator of future results.

## Key Information

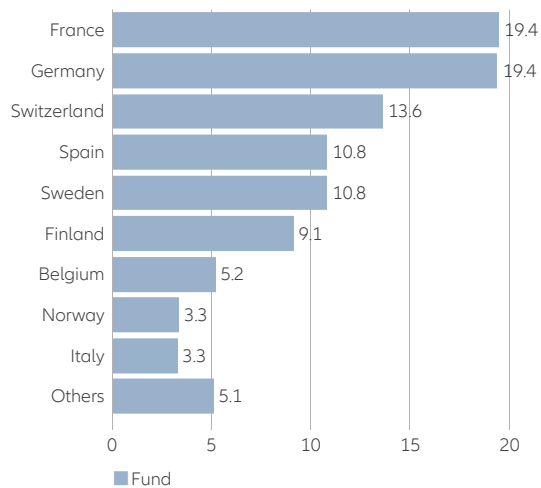
ISIN	GB00B613Y740
Benchmark	MSCI Europe Excl. UK Total Return Net (in GBP)
Benchmark category	Comparator
IA sector	Europe excluding UK
Management company	Allianz Global Investors GmbH, UK branch
Investment manager	Allianz Global Investors GmbH
Custodian bank	State Street Bank and Trust Company
Launch date	24/03/2014
Unit Price	–
Net assets	24.67 mn. GBP
Share class volume	4.38 mn. GBP
Financial year end	31/8/
Min. investment (prospectus)	500 GBP
Number of Holdings	45

## Risk/ Return Ratios

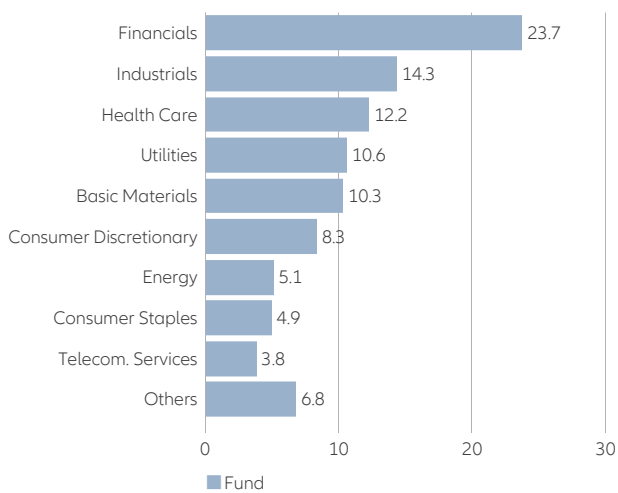
	3 Years	5 Years
Alpha (%)	-8.19	-5.18
Beta	1.02	1.05
Coefficient of correlation	0.94	0.93
Information ratio	-1.49	-0.95
Sharpe ratio <sup>3</sup>	0.00	0.39
Treynor ratio	0.01	5.67
Tracking error (%)	5.48	5.49
Volatility (%) <sup>4</sup>	16.50	15.08
Active share (%) <sup>5</sup>		73.55
Dividend yield (%) <sup>6</sup>		3.08

## Portfolio Structure <sup>7</sup>

### Country/Location Breakdown (%)



### Sector Breakdown (%)



## Fee Structure

Management fee in % p.a.	0.75
Ongoing Charge (%) <sup>8</sup>	1.19

### Top 10 Holdings (%)

TOTAL SE	3.82
ALLIANZ SE-REG	3.80
NOVARTIS AG-REG	3.61
MUENCHENER RUECKVER AG-REG	3.35
FORTUM OYJ	3.28
INDUSTRIA DE DISENO TEXTIL	3.21
SANOFI	3.03
VINCI SA	2.90
NESTLE SA-REG	2.59
UPM-KYMMENE OYJ	2.52
<b>Total</b>	<b>32.11</b>

## Additional Fund Information

Sedol	B613Y74
MEX ID	THAAIU

## Opportunities

- + High return potential of stocks in the long run
- + Investments specifically in the European stock market
- + Dividend stocks outperform in some phases
- + Broad diversification across numerous securities
- + Possible extra returns through single security analysis and active management

## Risks

- High volatility of stocks, losses possible. The volatility of fund unit prices may be strongly increased
- Underperformance of the European stock market possible
- Dividend stocks may underperform at times
- Limited participation in the yield potential of single securities
- Success of single security analysis and active management not guaranteed

- 1) © 2007 Morningstar, Inc., all rights reserved. The information given here: (1) is protected by copyright for Morningstar and/or its content providers; (2) may not be reproduced or distributed; and (3) is not guaranteed to be accurate, complete or up-to-date. Morningstar and its content providers assume no responsibility for any losses or damage that result from any use of the information provided. Past performance is not a guarantee of future results. To determine the Morningstar Rating, funds of a comparable group in issue for at least three years are considered. The long-term performance serves as a basis, taking into account fees and risk. As a result, the funds are awarded stars, which are calculated monthly: Top 10%: 5 stars; next 22.5%: 4 stars; middle 35%: 3 stars; next 22.5%: 2 stars; flop 10%: 1 star. A ranking, rating or award is not an indicator of future performance and is subject to change over time.
- 2) Calculated at the net asset value, excl. front-end load, distributions reinvested. Calculation according to method as defined by BVI, the German Fund Companies Association. Past performance is not a reliable indicator of future results. **Any front-end loads reduce the capital employed and the performance.**
- 3) The Sharpe ratio states the relationship between the return generated by the fund and the investment risk. The fund's excess return versus the risk-free market rate is compared to volatility. Negative values are not meaningful.
- 4) Volatility measures the fluctuation range of the fund's performance over a specified period of time.
- 5) Measure of the proportion of fund assets that is invested differently from the benchmark.
- 6) The dividend yield corresponds to the expected dividend divided by the current price of the share, expressed as a percentage. (eDiv/share price) where: eDiv = product of the last dividend payment and the number of expected dividend payments per year (e.g. the expected dividend for a share with quarterly dividend payment corresponds to the dividend for the last quarter times four). The dividend yield depends both on the amount of the dividend and the current price of the share. Both these key variables may be subject to constant change. The dividend yield is only a snapshot based on the current amount of the dividend and the current share price; **as a result, it is not suitable as an indicator of the future performance of an equity fund.**
- 7) This is for guidance only and not indicative of future allocation.
- 8) The stated ongoing charges reflect the total expense ratio (TER) of the Fund. In the event of a new issue, a short financial year or a fee adjustment, the Fund's ongoing charges will be estimated. Ongoing charges may vary from year to year and do not include transaction costs for the purchase or sale of assets for the Fund. In addition, no costs resulting from any performance-related remuneration are included in ongoing charges.

## Disclaimer

Investing involves risk. The value of an investment and the income from it may fall as well as rise and investors might not get back the full amount invested. Allianz European Equity Income Fund is a sub-fund of Allianz UK & European Investment Funds, an open-ended investment company with variable capital with limited liability organised under the laws of England and Wales. The value of the units/shares which belong to the Unit/Share Classes of the Sub-Fund that are denominated in the base currency may be subject to a strongly increased volatility. The volatility of other Unit/Share Classes may be different. Past performance is not a reliable indicator of future results. If the currency in which the past performance is displayed differs from the currency of the country in which the investor resides, then the investor should be aware that due to the exchange rate fluctuations the performance shown may be higher or lower if converted into the investor's local currency. This is for information only and not to be construed as a solicitation or an invitation to make an offer, to conclude a contract, or to buy or sell any securities. The products or securities described herein may not be available for sale in all jurisdictions or to certain categories of investors. This is for distribution only as permitted by applicable law and in particular not available to residents and/or nationals of the USA. The investment opportunities described herein do not take into account the specific investment objectives, financial situation, knowledge, experience or specific needs of any particular person and are not guaranteed. The views and opinions expressed herein, which are subject to change without notice, are those of the issuer companies at the time of publication. The data used is derived from various sources, and assumed to be

correct and reliable at the time of publication. The conditions of any underlying offer or contract that may have been, or will be, made or concluded, shall prevail. For a free copy of the sales prospectus, incorporation documents, daily fund prices, key investor information, latest annual and semi-annual financial reports, contact the management company Allianz Global Investors GmbH in the fund's country of domicile, the UK, or the issuer at the address indicated below or [www.allianzgi-regulatory.eu](http://www.allianzgi-regulatory.eu). Please read these documents, which are solely binding, carefully before investing. This is a marketing communication issued by Allianz Global Investors GmbH, [www.allianzgi.com](http://www.allianzgi.com), an investment company with limited liability, incorporated in Germany, with its registered office at Bockenheimer Landstrasse 42-44, 60323 Frankfurt/M, registered with the local court Frankfurt/M under HRB 9340, authorised by Bundesanstalt für Finanzdienstleistungsaufsicht ([www.bafin.de](http://www.bafin.de)). Allianz Global Investors GmbH has established a branch in the United Kingdom, Allianz Global Investors GmbH, UK branch, 199 Bishopsgate, London, EC2M 3TY, [www.allianzglobalinvestors.co.uk](http://www.allianzglobalinvestors.co.uk), deemed authorised and regulated by the Financial Conduct Authority. Details of the Temporary Permissions Regime, which allows EEA-based firms to operate in the UK for a limited period while seeking full authorisation, are available on the Financial Conduct Authority's website ([www.fca.org.uk](http://www.fca.org.uk)). Details about the extent of our regulation by the Financial Conduct Authority are available from us on request. The duplication, publication, or transmission of the contents, irrespective of the form, is not permitted; except for the case of explicit permission by Allianz Global Investors GmbH.