

BlackRock Cash Fund Class D DIST GBP

OCTOBER 2019 FACTSHEET

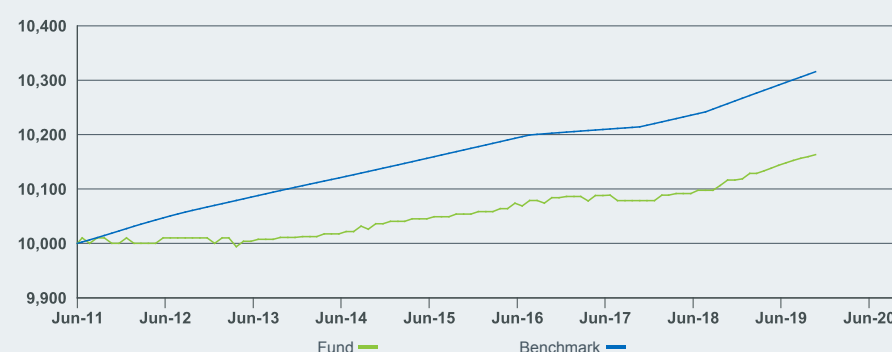
Unless otherwise stated, Performance, Portfolio Breakdowns and Net Asset information as at: 31-Oct-2019. All other data as at 08-Nov-2019.

For Investors in the UK. Investors should read the Key Investor Information Document and Prospectus prior to investing.

FUND OVERVIEW

The Fund aims to achieve a rate of interest on your investment (i.e. a return), consistent with maintaining capital and ensuring that its underlying assets can easily be bought or sold in the market (in normal market conditions). The Fund only invests in cash and money-market instruments (i.e. debt securities with short term maturities) denominated in Sterling. The money-market instruments will be issued by both UK and non-UK governments, government agencies, companies and supranationals (e.g. the International Bank for Reconstruction and Development) and may be investment grade (i.e. meet a specified level of credit worthiness), non-investment grade or unrated at the time of purchase.

GROWTH OF HYPOTHETICAL 10,000 GBP



The figures shown relate to past performance. Past performance is not a reliable indicator of current or future results and should not be the sole factor of consideration when selecting a product or strategy. Unit Class performance displayed in British Pound. Source: BlackRock. Performance is shown on a bid price basis, with net income reinvested, net of fees. The figures shown relate to past performance.

12 MONTH PERFORMANCE PERIODS - TO LAST QUARTER END

	30/9/2014- 30/9/2015	30/9/2015- 30/9/2016	30/9/2016- 30/9/2017	30/9/2017- 30/9/2018	30/9/2018- 30/9/2019	2018 Calendar Year
Share Class	0.28%	0.20%	0.05%	0.28%	0.52%	0.40%
Benchmark	0.36%	0.32%	0.11%	0.38%	0.57%	0.46%

The figures shown relate to past performance. Past performance is not a reliable indicator of current or future results and should not be the sole factor of consideration when selecting a product or strategy.

Unit Class performance is calculated using bid prices, with income reinvested, in British Pound, net of fees. Source: BlackRock.

CUMULATIVE & ANNUALISED PERFORMANCE

	Cumulative (%)					Annualised (% p.a.)		
	1m	3m	6m	YTD	1 Year	3 Years	5 Years	Since Inception
Share Class	0.04%	0.10%	0.25%	0.44%	0.46%	0.26%	0.25%	0.19%
Benchmark	0.05%	0.14%	0.29%	0.48%	0.57%	0.37%	0.35%	0.37%

The figures shown relate to past performance. Past performance is not a reliable indicator of current or future results and should not be the sole factor of consideration when selecting a product or strategy.

Performance is shown on a Net Asset Value (NAV) basis, with gross income reinvested where applicable. The return of your investment may increase or decrease as a result of currency fluctuations if your investment is made in a currency other than that used in the past performance calculation. Source: BlackRock

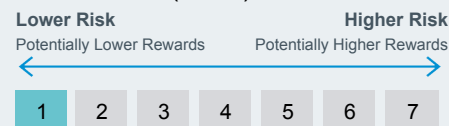
Key Risks: Credit risk, changes to interest rates and/or issuer defaults will have a significant impact on the performance of fixed income securities. Potential or actual credit rating downgrades may increase the level of risk. The insolvency of any institutions providing services such as safekeeping of assets or acting as counterparty to derivatives or other instruments, may expose the Fund to financial loss. The issuer of a financial asset held within the Fund may not pay income or repay capital to the Fund when due.

(Continued on page 2)

BLACKROCK®

Capital at risk. All financial investments involve an element of risk. Therefore, the value of your investment and the income from it will vary and your initial investment amount cannot be guaranteed.

SYNTHETIC RISK & REWARD INDICATOR (SRRI)



KEY FACTS

Asset Class	Cash
Fund NAV Type	Short-Term Variable NAV
I/A Sector	Short Term Money Market
Morningstar Category	GBP Money Market - Short Term
Fund Launch Date	22-Mar-1990
Unit Class Launch Date	10-Jun-2011
Fund Base Currency	GBP
Share Class Currency	GBP
Total Fund Size (M)	2,294.40 GBP
Benchmark	GBP 1W LIBID
Domicile	United Kingdom
Fund Type	UCITS
ISIN	GB00B42XLZ68
Bloomberg Ticker	MRCCSDI
Distribution Type	Distributing
Minimum Initial Investment	100,000 GBP

PORTFOLIO MANAGER(S)

Matt Clay

TOP HOLDINGS (%)

CREDIT AGRICOLE CORPORATE AND INVE	7.44
ING BANK NV (AMSTERDAM BRANCH) GB	5.91
KBC BANK (LONDON BRANCH) GB	4.97
BNP PARIBAS (LONDON BRANCH) GB	4.65
UNITED OVERSEAS BANK LTD (LONDON B	4.45
STANDARD CHARTERED BANK GB	4.23
FMS WERTMANAGEMENT ANSTALT DES	
OEF RegS	3.93
HSBC BANK PLC	3.60
SUMITOMO MITSUI BANKING CORP (BRUS	
RegS	3.47
CREDIT SUISSE AG (LONDON BRANCH)	2.92
Total of Portfolio	45.57

Holdings subject to change

Key Risks Continued: A Money Market Fund (MMF) is not a guaranteed investment vehicle. An investment in MMFs is different from an investment in deposits; the principal invested in an MMF is capable of fluctuation and the risk of loss of the principal is to be borne by the investor. The MMF does not rely on external support for guaranteeing the liquidity of the MMF or stabilising the NAV per share.

Further information about the funds, including the methods used by the MMF to value the assets of the MMF and calculate the NAV, are available at blackrock.com/cash.

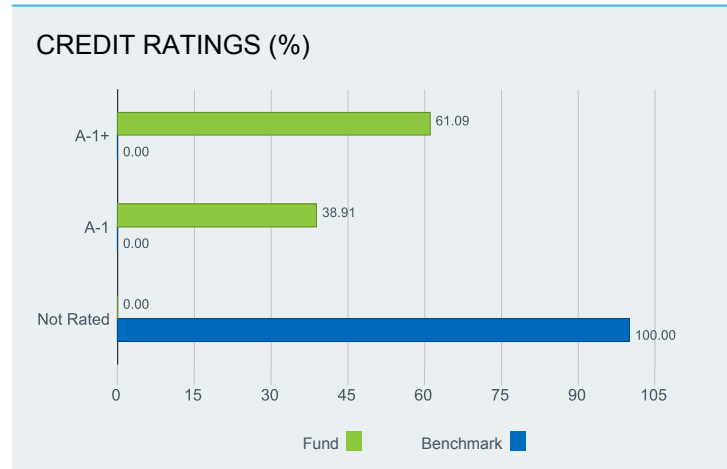
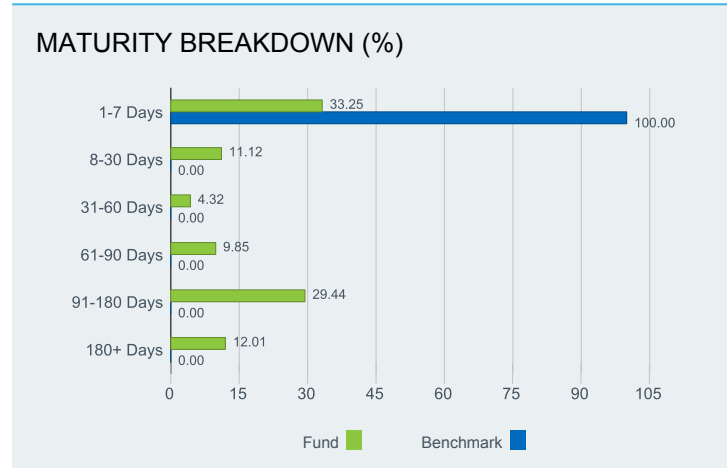
SECTOR BREAKDOWN (%)			
	Fund	Benchmark	Active
Certificate of Deposit	34.77	100.00	-65.23
Financial Company Commercial Paper	24.71	0.00	24.71
Other Instrument (Time Deposit)	24.50	0.00	24.50
Floating Rate	11.51	0.00	11.51
Asset Backed Commercial Paper	3.13	0.00	3.13
Other Commercial Paper	0.93	0.00	0.93
Treasury Debt	0.42	0.00	0.42
Other Note	0.03	0.00	0.03

Negative weightings may result from specific circumstances (including timing differences between trade and settlement dates of securities purchased by the funds) and/or the use of certain financial instruments, including derivatives, which may be used to gain or reduce market exposure and/or risk management. Allocations are subject to change.

PORTFOLIO CHARACTERISTICS	
Effective Duration (years)	0.13
Nominal Weighted Average Life (WAL)	0.23 yrs
Yield to Worst (%)	0.81

FEES AND CHARGES	
Max Initial Charge	0.00%
Exit Fee	0.00%
Ongoing Charge	0.32%
Performance Fee	0.00%

DEALING INFORMATION	
Settlement	Trade Date + 2 days
Dealing Frequency	Daily, forward pricing basis



GLOSSARY

Effective Duration: A measure of price sensitivity of a bond to changes in interest rates. The Modified Duration of the fund is calculated as the average of the underlying bonds' modified duration values, adjusted to take account of their relative weight (size) within the fund.

Ongoing Charge: is a figure representing all annual charges and other payments taken from the fund.

Quartile Rank: categorises a fund into four equal bands based on their performance over a specified period within the relevant Morningstar's sector. The top or first quartile contains the top 25% of funds, through to the bottom or 4th quartile which contains the bottom 25% of funds.

SRRI: is a value based on the volatility of the fund, which gives an indication of the overall risk and reward profile of the Fund.

Nominal Weighted Average Life (WAL): A bond's maturity is the length of time until the principal amount of the bond is to be repaid. WAL of the fund is calculated as the average of the underlying bonds' maturities, adjusted to take account of their relative weight (size) within the fund.

Yield To Worst: The lowest potential yield that can be received on a bond without the issuer actually defaulting. The yield to worst is calculated by making worst-case scenario assumptions on the issue by calculating the returns that would be received if provisions are used by the issuer.

Performance Fee: is charged on any returns that, subject to a High Water Mark, the Fund achieves above its performance fee benchmark. Please refer to the Prospectus for further information.

0800 44 55 22 enquiry@ukclientservices.blackrock.com blackrock.co.uk

IMPORTANT INFORMATION:

BlackRock have not considered the suitability of this investment against your individual needs and risk tolerance. To ensure you understand whether our product is suitable, please read the Key Investor Information Document. Any decision to invest must be based solely on the information contained in the Company's Prospectus, Key Investor Information Document and the latest half-yearly report and unaudited accounts and/or annual report and audited accounts. Investors should read the fund specific risks in the Key Investor Information Document and the Company's Prospectus. We strongly recommend you seek independent professional advice prior to investing. If, after reading this factsheet, you have any questions or would like any additional information please contact your financial adviser or speak to our Investor Services Team on 0800 445522.

Issued by BlackRock Investment Management (UK) Limited (authorised and regulated by the Financial Conduct Authority). Registered office: 12 Throgmorton Avenue, London, EC2N 2DL. Registered in England No. 2020394. Tel: 020 7743 3000. For your protection, telephone calls are usually recorded. BlackRock is a trading name of BlackRock Investment Management (UK) Limited. © 2019 BlackRock, Inc. All Rights reserved. BLACKROCK, BLACKROCK SOLUTIONS, ISHARES, SO WHAT DO I DO WITH MY MONEY, INVESTING FOR A NEW WORLD, and BUILT FOR THESE TIMES are registered and unregistered trademarks of BlackRock, Inc. or its subsidiaries in the United States and elsewhere. All other trademarks are those of their respective owners.