

Xtrackers MSCI Europe Small Cap UCITS ETF 1C

a sub fund of Xtrackers

- Direct investment in European Equities
- Provides diversified exposure to the European small-cap equity market

Fund information	
Fund name	Xtrackers MSCI Europe Small Cap UCITS ETF
ISIN	LU0322253906
UCITS compliant	Yes
Share class currency	USD
Investment Methodology	Direct Replication
Portfolio Structure	Optimised Sampling*
Fund launch date	17 January 2008
Share class launch date	17 January 2008
All-in fee*	0.30% p.a.
Financial year end	31 December
Income treatment	Reinvestment
NAV per Share	USD 48.79 (28 June 2019)
Total Fund Assets	USD 827,177,643.26 (28 June 2019)
Reporting Fund	Yes

* ETF invests in all or in a representative sample of securities of the underlying index.
Please see the glossary for more details of All-in fee

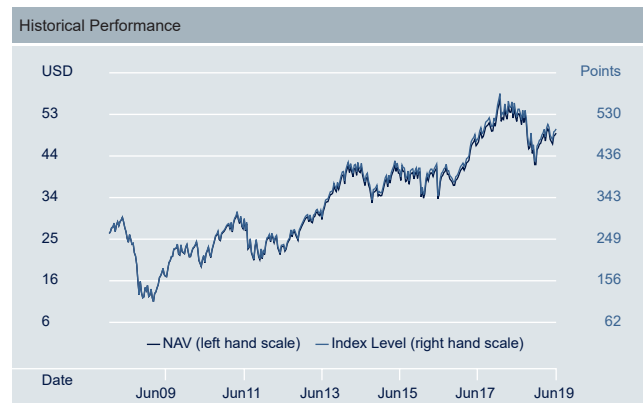
Historical Performance Figures as of 28 June 2019						
	6/14 - 6/15	6/15 - 6/16	6/16 - 6/17	6/17 - 6/18	6/18 - 6/19	Since launch
Index	-1.92%	-7.64%	26.89%	12.36%	-6.76%	89.76%
Share Class	-1.99%	-7.62%	26.81%	12.52%	-6.72%	86.14%

Source: DWS, Index Provider; as of 28 June 2019

Past performance is not a reliable indicator of future results.
Index performance calculated on a total return basis.

Key Risks

- The Fund is not guaranteed and your investment is at risk. The value of your investment may go down as well as up.
- The value of an investment in shares will depend on a number of factors including, but not limited to, market and economic conditions, sector, geographical region and political events.
- The Fund is exposed to market movements in a single country or region which may be adversely affected by political or economic developments, government action or natural events that do not affect a fund investing in broader markets.
- The Fund invests in small and mid-capitalisation companies, which potentially involves greater risks compared to investing in large capitalisation companies. The shares may have less liquidity and could experience more price swings (or volatility) which could adversely affect the value of your investment.



Source: DWS, Index Provider; as of 28 June 2019

Past performance is not a reliable indicator of future results. Whenever NAV and index levels exactly match the NAV line only will show.

ETF performance calculation includes reinvested dividends.

MSCI Total Return Net Europe Small Cap Index

The MSCI Europe small-cap index aims to reflect the performance of the following market:

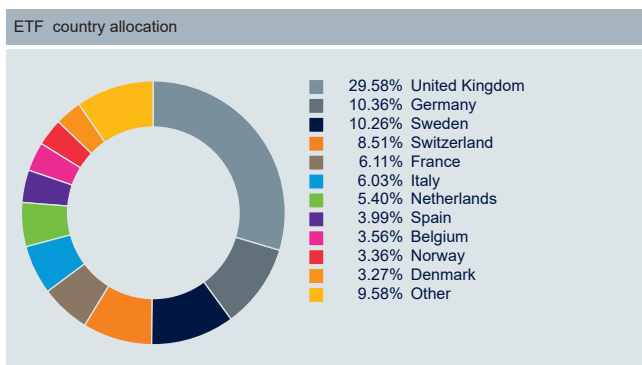
- small-cap companies from developed European markets
- Covers approximately 14% of total free-float market capitalisation
- Weighted by free-float adjusted market capitalisation
- Reviewed on a quarterly basis

Additional information on the index, selection and weighting methodology is available at www.msci.com

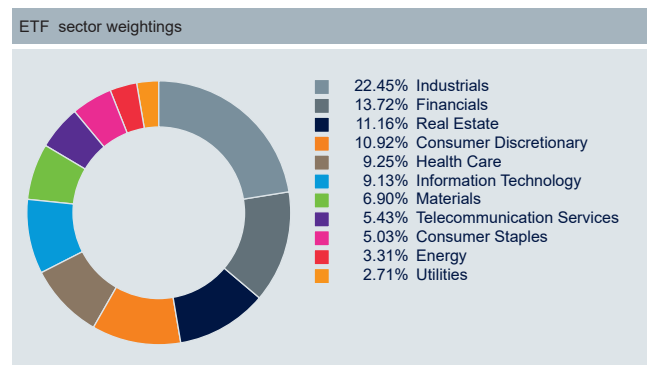
Listing and trading information							
Exchange	NSIN	Exchange Code (local)	Trading Currency	Trading Hours (Local Time)	Settlement	Bloomberg Ticker	Reuters RIC
Xetra	DBX1AU	DX2J	EUR	09:00 - 17:30	t+2	XXSC GY	XXSC.DE
London Stock Exchange	B39VCS6	XXSC	GBp	09:00 - 17:30	t+2	XXSC LN	XXSC.L
Stuttgart Stock Exchange	DBX1AU	DX2J	EUR	09:00 - 20:00	t+2	XXSC GS	XXSC.SG
Italian Stock Exchange	-	XXSC	EUR	09:00 - 17:30	t+2	XXSC IM	XXSC.MI
BX Berne eXchange	3614480	XXSC	CHF	09:00 - 17:30	t+2	XXSC BW	XXSC.BN
Stockholm Stock Exchange	-	XXSC	SEK	09:00 - 17:30	t+2	XXSC SS	XXSC.ST

Index information	
Index Provider	MSCI Inc.
Index Type	Total Return Net
Number of Index constituents	1,004
Countries in Index	32
Dividend Yield	-
PE Ratio	-
Market Capitalisation	-
Index Reuters RIC	.dMIEU000S0NUS
Index Bloomberg ticker	NCUDE15
Index Base Currency	USD

Source: Index Provider; as of 28 June 2019



Source: DWS; as of 28 June 2019



Source: DWS; as of 28 June 2019

Top 10 ETF constituents	
LEG IMMOBILIEN AGD	0.55%
LOGITECH ORD	0.53%
HISCOX ORD	0.48%
SMITH DS ORD	0.48%
RIGHTMOVE ORD ORD	0.48%
GN STORE NORD ORD	0.47%
ARS NEDERLAND NV WHEN ISSUED	0.44%
SCOUT24 N ORD SHS	0.44%
GALAPAGOS ORD	0.43%
INTERXION HOLDING ORD	0.43%

Source: DWS; as of 28 June 2019

Registrations for public distribution

Austria	Ireland	Portugal
Chile	Italy	Spain
Denmark	Luxembourg	Sweden
Finland	Netherlands	Switzerland
France	Norway	United Kingdom
Germany		

Further information on Xtrackers

DWS Investments UK Limited
Winchester House
1 Great Winchester Street
London EC2N 2DB
United Kingdom

Hotline: +44 (0)20 7547 1747
Website: www.Xtrackers.com
E-Mail: Xtrackers@dws.com

Glossary

Please find the Glossary of terms at etf.dws.com

Key Risk Factors

An investment in an Xtrackers ETF may not be suitable for all investors. Past performance is not a reliable indicator of future results. Investments in funds involve numerous risks including, among others, general market risks, credit risks, foreign exchange risks, interest rate risks and liquidity risks. As such, the value of an investment in an Xtrackers ETF may go down as well as up and can result in losses, up and including a total loss of the amount initially invested. Investors should be aware that DWS Investments UK Limited, any of its parents or any of its or its parents subsidiaries or affiliates (together referred to as DWS) may from time to time own interests in the Fund which may represent a significant amount or proportion of the overall investor holdings in the Fund. Investors should consider what possible impact such holdings, or any disposal thereof, may have on them.

Disclaimer

Xtrackers is an undertaking for collective investment in transferable securities (UCITS) in accordance with the applicable laws and regulations and set up as open-ended investment company with variable capital and segregated liability amongst its respective compartments. Xtrackers is incorporated in the Grand Duchy of Luxembourg, is registered with the Luxembourg Trade and Companies' Register under number B-119.899 and has its registered office at 49, avenue J.F. Kennedy, L-1855 Luxembourg. DWS Investment S.A. acts as the management company of Xtrackers.

© DWS Investments UK Limited, 2019. All information as of 28 June 2019 unless otherwise stated.

Index Disclaimer

The funds or securities referred to herein are not sponsored, endorsed, or promoted by MSCI, and MSCI bears no liability with respect to any such funds or securities or any index on which such funds or securities are based. The Prospectus of Xtrackers MSCI Europe Small Cap UCITS ETF contains a more detailed description of the limited relationship MSCI has with Xtrackers and any related funds.