

This factsheet is as at 30 April 2020 unless otherwise specified.
Past performance is not a reliable indicator of future results.

Xtrackers S&P ASX 200 UCITS ETF 1D

a sub fund of Xtrackers

At a Glance

- Direct investment in Australian Equities
- Provides diversified exposure to the top 200 blue chip Australian stocks

S&P/ASX 200 Index

The S&P/ASX 200 Index aims to reflect the performance of the following market:

- The 200 Largest companies from Australia
- Covers approximately 80% of free-float market capitalisation
- Weighted by free-float adjusted market capitalisation
- Reviewed on a quarterly basis

Additional information on the index, selection and weighting methodology is available at www.us.spindices.com

Fund information	
ISIN	LU0328474803
Share class currency	AUD
Fund Currency	AUD
Fund launch date	17 January 2008
Domicile	Luxembourg
Portfolio Methodology	Direct Replication
Sub-Portfolio Manager	DWS Investments UK Ltd
Investment Manager	DWS Investment GmbH
Custodian	State Street Bank International GmbH, Luxembourg Branch
All-in fee ¹	0.50% p.a.
Income treatment	Distribution
NAV per Share	AUD 45.37
Total Fund Assets	AUD 77.22 Million
Total Shares Outstanding	1.70 Million
Reporting Fund	Yes
Annual security lending return ²	0.0280%

¹ Please see additional information / Glossary.

² Based on annual revenue from securities lending divided by average fund AuM over the past year or since the fund started securities lending (if less than one year ago)

Key Risks

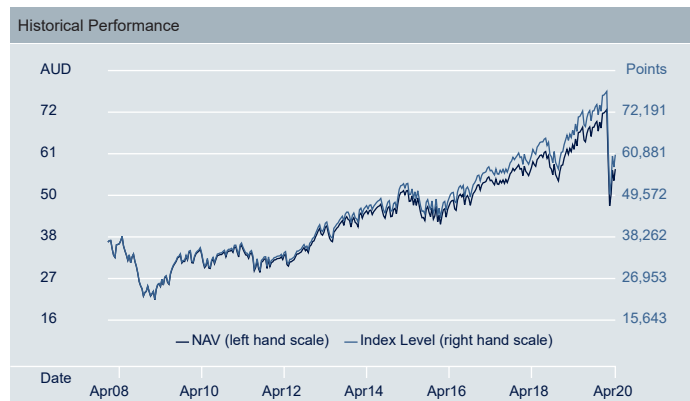
- The Fund is not guaranteed and your investment is at risk. The value of your investment may go down as well as up.
- The value of an investment in shares will depend on a number of factors including, but not limited to, market and economic conditions, sector, geographical region and political events.
- The Fund is exposed to market movements in a single country or region which may be adversely affected by political or economic developments, government action or natural events that do not affect a fund investing in broader markets.

Cumulative performance figures						
	1 Month	3 Months	6 Months	1 Year	3 Years	Annualised Volatility
Share Class	8.75%	-20.37%	-15.71%	-9.59%	4.07%	18.44%
Index	8.78%	-20.32%	-15.48%	-9.06%	5.88%	18.26%
Tracking Difference	-0.03%	-0.05%	-0.24%	-0.52%	-1.80%	-
Tracking Error	0.09%	0.10%	0.15%	0.15%	0.15%	-

Rolling performance figures						
	4/15 - 4/16	4/16 - 4/17	4/17 - 4/18	4/18 - 4/19	4/19 - 4/20	Since launch
Share Class	-5.52%	17.08%	4.84%	9.79%	-9.59%	3.57%
Index	-4.93%	17.77%	5.46%	10.41%	-9.06%	4.13%
Tracking Difference	-0.60%	-0.69%	-0.61%	-0.62%	-0.52%	-
Tracking Error	0.34%	0.15%	0.15%	0.15%	0.15%	-

Calendar year performance figures						
	YTD	2019	2018	2017	2016	2015
Share Class	-16.43%	22.51%	-3.62%	11.58%	11.14%	1.87%
Index	-16.35%	23.22%	-3.07%	12.22%	11.80%	2.56%
Tracking Difference	-0.09%	-0.71%	-0.55%	-0.64%	-0.66%	-0.69%
Tracking Error	0.09%	0.14%	0.15%	0.15%	0.33%	0.18%

Listing and trading information						
Exchange	Bloomberg Ticker	Reuters RIC	Trading Currency	NSIN	Exchange Code (local)	Settlement
Xetra	XAUS GY	XAUS.DE	EUR	DBX1A2	DX2S	t+2
London Stock Exchange	XAUS LN	XAUS.L	GBP	B2PDL26	XAUS	t+2
Stuttgart Stock Exchange	XAUS GS	XAUS.SG	EUR	DBX1A2	DX2S	t+2
Italian Stock Exchange	XAUS IM	XAUS.MI	EUR	-	XAUS	t+2
SGX-ST	LF1 SP	DAUS.SI	USD	-	LF1	t+2



Source: DWS, Index Provider

Tracking Error and Tracking Difference calculations are reset on 24 February 2014 as a consequence to a change in replication methodology (Switch from Synthetic to Direct replication).

This factsheet is as at 30 April 2020 unless otherwise specified.
Past performance is not a reliable indicator of future results.

Top 10 ETF constituents		
Issuer	ISIN	Weight
CSL ORD	AU000000CSL8	9.40%
COMMONWEALTH BANK OF AUSTRALIA ORD	AU000000CBA7	7.41%
BHP BILLITON ORD	AU000000BHP4	6.39%
WESTPAC BANKING ORD	AU000000WBC1	3.76%
AUSTRALIA NEW ZEALAND BANKING ORD	AU000000ANZ3	3.29%
NATL AUST BANK ORD	AU000000NAB4	3.28%
WOOLWORTHS ORD	AU000000WOW2	3.15%
WESFARMERS ORDINARY	AU000000WES1	2.87%
TELSTRA ORD	AU000000TLS2	2.44%
TRANSURBAN GRP REIT	AU000000TCL6	2.42%
ETF Fundamentals		
ETF PE Ratio (Forward)	26.86	
ETF PE Ratio (Trailing)	23.77	
Number of Securities in the Fund	203	

Source: DWS

Index information	
Bloomberg Symbol	ASA51
Index Type	Total Return Gross
Index Base Currency	AUD
Index Rebalance Frequency	Quarterly

Source: Index Provider

Further information on Xtrackers

DWS Investments UK Limited
Winchester House
1 Great Winchester Street
London EC2N 2DB
United Kingdom

Hotline: +44 (0)20 7547 1747
Website: www.Xtrackers.com
E-Mail: Xtrackers@dws.com

Additional Information

A Glossary of Terms is available at Xtrackers.com.

ETF performance is shown on NAV basis, net of fees and index replication costs. ETF performance includes reinvested dividends. Index performance is calculated on a total return basis. Volatility is calculated since launch of the share class.

Key Risk Factors

Investments in funds involve numerous risks including, among others, general market risks, credit risks, foreign exchange risks, interest rate risks and liquidity risks. As such, the value of an investment in an Xtrackers ETF may go down as well as up and can result in losses, up to and including a total loss of the amount initially invested.

Movements in exchange rates can impact the value of your investment. If the currency of your country of residence is different from the currency in which the underlying investments of the fund are made, the value of your investment may increase or decrease subject to movements in exchange rates.

Disclaimer

This document is intended for information purposes only and does not create any legally binding obligations on the part of DWS Group GmbH & Co. KGaA and/or its affiliates (DWS). This document has been prepared without consideration of the investment needs, objectives or financial circumstances of any investor. Without limitation, this document does not constitute an offer, an invitation to offer or a recommendation to enter into any transaction. Before making an investment decision, investors need to consider, with or without the assistance of an investment adviser, whether the investments and strategies described or provided by DWS are appropriate in light of their particular investment needs, objectives and financial circumstances. Information in this document has been obtained or derived from sources believed to be reliable and current. However, accuracy or completeness of the sources cannot be guaranteed. This document is not directed to, or intended for distribution to or use by, any person or entity who is a citizen or resident of or located in any locality, state, country or other jurisdiction, including the United States, where such distribution, publication, availability or use would be contrary to law or regulation or which would subject DWS to any registration or licensing requirement within such jurisdiction not currently met within such jurisdiction. Persons into whose possession this document may come are required to inform themselves of, and to observe, such restrictions. Xtrackers is an undertaking for collective investment in transferable securities (UCITS) in accordance with the applicable laws and regulations and set up as open-ended investment company with variable capital and segregated liability amongst its respective compartments. Xtrackers is incorporated in the Grand Duchy of Luxembourg, is registered with the Luxembourg Trade and Companies' Register under number B-119.899 and has its registered office at 49, avenue J.F. Kennedy, L-1855 Luxembourg. DWS Investment S.A. acts as the management company of Xtrackers. Any investment decision in relation to a fund should be based solely on the latest version of the prospectus, the audited annual and, if more recent, un-audited semi-annual reports and the Key Investor Information Document (KIID), all of which are available in English upon request to DWS Investment S.A., 2, Boulevard Konrad Adenauer, L-1115 Luxembourg or on www.Xtrackers.com. **PAST PERFORMANCE IS NO GUARANTEE OF FUTURE RESULTS.**
© DWS Investments UK Limited, 2020. Authorised and regulated by the Financial Conduct Authority.

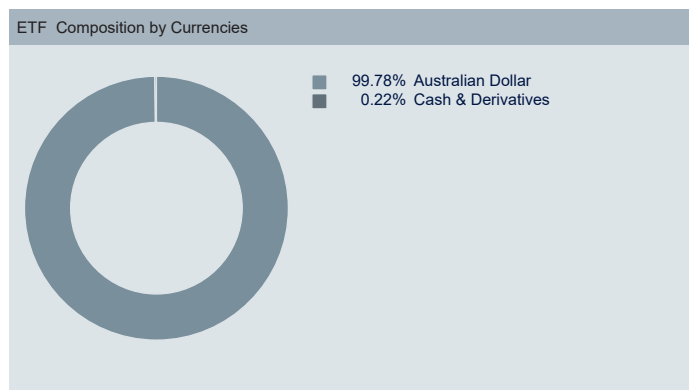
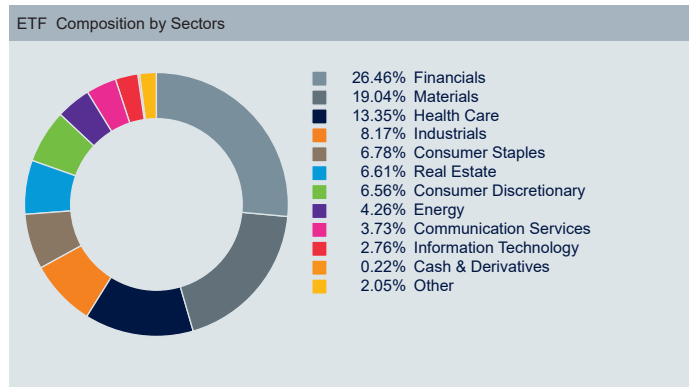
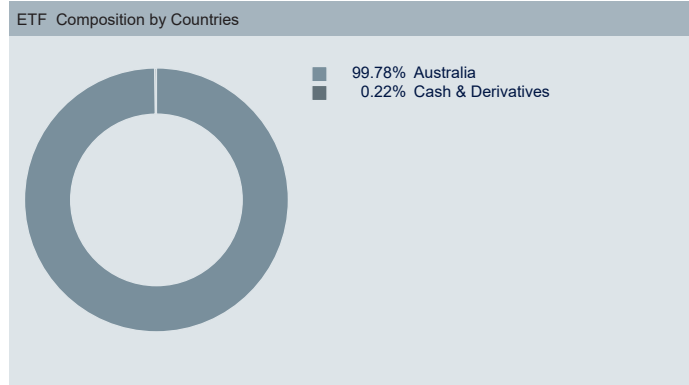
Index Disclaimer

The Index is a product of S&P Dow Jones Indices LLC or its affiliates ("S&P DJI"). Standard & Poor's®, S&P® and Dow Jones® are registered trademarks of S&P DJI and have been licensed for use by the Fund. The Fund is not sponsored, endorsed, sold or promoted by S&P DJI. S&P DJI does not make any representation regarding the advisability of investing in the Fund nor do they have any liability for errors, omissions or interruptions in the Index.

S&P ASX 200 UCITS ETF

Source: DWS

Figures may not always add up to 100.00% due to rounding



THINK ETF. THINK X.